


CINCINNATI BENGALS



Head Coach
Marvin Lewis

2003 MEDIA GUIDE



CINCINNATI BENGALS

One Paul Brown Stadium, Cincinnati, Ohio 45202

(513) 621-3550

FAX: (513) 621-3570

Ticket Office: (513) 621-TDTD (621-8383)

www.bengals.com

— 2003 SCHEDULE —

PRESEASON

DAY	DATE	OPPONENT	TIME
Sun.	Aug. 10	at New York Jets	1:00 p.m.
Sat.	Aug. 16	DETROIT	7:30 p.m.
Sat.	Aug. 23	TENNESSEE	7:30 p.m.
Fri.	Aug. 29	at Indianapolis	8:00 p.m.

REGULAR SEASON

DAY	DATE	OPPONENT	TIME
Sun.	Sept. 7	DENVER	1:00 p.m.
Sun.	Sept. 14	at Oakland	4:15 p.m.
Sun.	Sept. 21	PITTSBURGH	1:00 p.m.
Sun.	Sept. 28	at Cleveland	1:00 p.m.
Sun.	Oct. 5	at Buffalo	1:00 p.m.
Sun.	Oct. 12	— BYE —	
Sun.	Oct. 19	BALTIMORE	1:00 p.m.
Sun.	Oct. 26	SEATTLE	1:00 p.m.
Sun.	Nov. 2	at Arizona	4:05 p.m.
Sun.	Nov. 9	HOUSTON	1:00 p.m.
Sun.	Nov. 16	KANSAS CITY	1:00 p.m.
Sun.	Nov. 23	at San Diego	4:15 p.m.
Sun.	Nov. 30	at Pittsburgh	1:00 p.m.
Sun.	Dec. 7	at Baltimore	1:00 p.m.
Sun.	Dec. 14	SAN FRANCISCO	1:00 p.m.
Sun.	Dec. 21	at St. Louis	1:00 p.m.
Sun.	Dec. 28	CLEVELAND	1:00 p.m.

HOME GAMES IN ORANGE

All times listed are Eastern

CINCINNATI BENGALS 2003 MEDIA GUIDE

Contents

STAFF/SCHEDULE

Assistant Coaches	4-14
Lewis, Marvin	3-4
Schedule, Bengals 2003	Inside Front Cover
Staff Directory	2

THE PLAYERS

Depth Chart	18
Draft Choices	114-123
Draft Data, 2003 NFL	129-130
Rookie Free Agents	124-128
Rosters	16-17
Veteran Players	19-113

2002 IN REVIEW

Best Single-Game Performances, Individual	135
Daily Log (Transactions)	146-147
Game-by-Game Team Statistics	134
Game Summaries	136-143
In 2002, The Bengals Were... ..	147
Participation Chart	144-145
Red Zone Report	134
Standings, NFL	147
Starting Lineups	135
Statistics, Preseason	148
Statistics, Regular Season	132-133

TEAM HISTORY

AFL Expansion Draft, 1968	209
Alumni List 1968-2002	173
Chronology	202-204
Cincinnati Pro Football History	205
Coaching History	179-182
Draft Choices 1968-2003	168-172
Franchise Firsts	209
Home & Road Records, Year-by-Year	166
Last Times	198
Leaders (Rushing, Passing, Receiving, etc.), Year-by-Year	183-185
League Rankings, Bengals Year-by-Year	167
Logos, Bengals, Then & Now	210
Longest Plays, Bengals & Opponents	199
NFC Teams, Bengals Year-by-Year Record Against	200
Offense/Defense Year-by-Year	200
Overtime Results	201
Playoff Results	167
Pro Bowl Players	193
Results, All-Time by Opponents	163-165
Results, All-Time Preseason	161-162
Results, All-Time Preseason vs. 2003 Preseason Opponents	166

TEAM HISTORY (continued)

Results, All-Time Regular Season and Postseason	150-160
Roster, All-Time	174-178
Statistics, All-Time Individual	186-194
Statistics, Final Year-by-Year	211-252
Super Bowls XVI and XXIII	206-207
Superlative Individual Seasons	185
100-Yard Receivers	196
100-Yard Rushers	195
300-Yard Passers	197
1000-Yard Duos (Rushing & Receiving)	195

RECORDS

Regular Season:	
Bengals Individual Records	254-258
Bengals Team Records	259-261
Opponents Single-Game Records vs. Bengals	262
Postseason:	
Bengals Individual Single-Game Records	263
Opponents Individual Single-Game Records	264

STADIUM, MEDIA & NFL

Bengals TV, Radio & Internet	271
Implosion of Riverfront Stadium/Cinergy Field	269
Media Information	270
Paul Brown Stadium	266-267
Public Relations Contacts, NFL	282
Schedule, 2003 NFL Preseason	273
Schedule, 2003 NFL Regular Season	272-273
Scores & Statistics, NFL 2002	274-281
Stadium Firsts & Lasts	268

ADDITIONAL INFORMATION

Bengals in the Community	284-285
Medical Terms, Glossary	286-287
Training Camp - Georgetown College	288

MISCELLANEOUS

Attendance Data	150-160, 211-252
Busiest Bengals — Offense & Defense	133
Busiest Bengals — Special Teams	33
Double-Digit Club, Bengals	105
Future Opponents, Bengals	123
Hall of Famers: Paul Brown	204, 267
Anthony Munoz	208
Hotels on the Road	87
Instant Replay	69, 128
Key NFL Dates in 2003 and '04	60
Pronunciation Guide	113
Ticket Information	Inside Back Cover

The Cincinnati Bengals 2003 Media Guide was prepared by the Bengals Public Relations Department based on information through July 6, 2003. Copyright © 2003 by The Cincinnati Bengals.

Editors: Jack Brennan, PJ Combs, Jon Braude. Typography, research and layout: Jon Braude. Editorial Assistance: Inky Moore. Individual and team records compiled by Jim Blount. Research and statistical assistance provided by the Elias Sports Bureau and the Pro Football Hall of Fame. Printing: The C.J. Krehbiel Company, Cincinnati, Ohio.

BENGALS STAFF DIRECTORY

— ADMINISTRATION —

President
Mike Brown

Executive Vice President
Katie Blackburn

Vice President
John Sawyer

Business Development
Troy Blackburn

Business Manager
Bill Connelly

Chief Financial Officer
Bill Scanlon

Controller
Johanna Kappner

Director of Technology
Jo Ann Ralstin

Bengals.com Editor
Geoff Hobson

Director of Player Relations
Eric Ball

Administration Assistant
Jan Sutton

Business Assistant
Terri Stewart

Receptionist
Teri Moratschek

— PLAYER PERSONNEL —

Senior Vice President — Player Personnel
Pete Brown

Vice President — Player Personnel
Paul Brown

Director of Football Operations
Jim Lippincott

Director of Player Personnel
Duke Tobin

Scout
John Garrett

Scouting Consultants
John Cooper, Bill Tobin

Personnel Assistant
Debbie LaRocco

— PUBLIC RELATIONS —

Public Relations Director
Jack Brennan

Assistant Public Relations Director
PJ Combs

Public Relations Assistant
Inky Moore

— SALES —

Director of Sales and Public Affairs
Jeff Berding

Director of Corporate Sales and Marketing
Vince Cicero

Ticket Manager
Tim Kelly

Director of Ticket Sales
Kevin Lane

Senior Corporate Sales Managers
Joe Fisher, Brian Sells

Corporate Sales Coordinator
Jamie Solomon

Premium Seating Sales Executive
Nick Nicastro

Premium Seating Services Manager
Andy Spence

Merchandise Manager
Monty Montague

Ticket Office
Sallie Huston, Bev Schmidt, Bill Sweeney, Jason Williams

Ticket Sales Executives
Trey Ely, Jeremy Furniss, Tony Stickney

Pro Shop
Ron Runk, Steve Wolf

— FOOTBALL STAFF —

Athletic Trainer
Paul Sparling

Assistant Athletic Trainers
Billy Brooks, Brian Dykhuizen

Equipment Manager
Rob Recker

Assistant Equipment Manager
Jeff Brickner

Video Director
Travis Brammer

Assistant Video Director
Kent Stearnan

— PAUL BROWN STADIUM —

Managing Director
Eric Brown

JungleVision Producer
Scott Simpson

Events Coordinator
Ellen Ritter

— SUPPORT STAFF —

Team Physicians
Angelo Colosimo, Jeff Craig, Robert Heidt Jr., Doug Logan, Walter Timperman

Scouting
Earl Biederman

Equipment
Bill Dinger, Scott Hill

Accounting
Craig Keller

Cheerleader Coordinator
Charlotte Jacobs

Publications/Game Statistics
Jon Braude

Stadium Public Address Announcer
Tom Kinder

Press Box Public Address Announcer/Statistics/Records
Jim Blount

Photographer
Greg Rust

— COACHING STAFF —

Head Coach
Marvin Lewis

Asst. Head Coach/Offensive Line
Paul Alexander

Offensive Coordinator
Bob Bratkowski

Defensive Coordinator
Leslie Frazier

Quarterbacks
Ken Zampese

Running Backs
Jim Anderson

Wide Receivers
Alex Wood

Tight Ends
Jonathan Hayes

Offensive Assistant
Bob Surace

Defensive Line
Jay Hayes

Linebackers
Ricky Hunley

Defensive Backs
Kevin Coyle

Assistant Defensive Backs
Louie Cioffi

Special Teams
Darrin Simmons

Strength & Conditioning
Chip Morton

Assistant Strength & Conditioning
Kurtis Shultz

Assistants to the Coaching Staff
Jamie Janette, Sandy Schick

BENGALS COACHING STAFF

MARVIN LEWIS — Head Coach



Marvin Lewis, a record-setting defensive coordinator with a Super Bowl championship ring, was signed as the ninth head coach in Bengals history on Jan. 14, 2003.

The signing of Lewis, also a former assistant head coach in the NFL and widely considered one of

the league's top head coaching candidates, casts a new, positive light on the Bengals' prospects. The 2002 team posted the worst record (2-14) in franchise history.

"I'm glad he's the coach of the Cincinnati Bengals; I think it's a wonderful move," said three-time Pro Bowl HB Corey Dillon. "Marvin has a great track record, and I believe he has a great passion for winning."

Lewis' challenge is to guide the Bengals to the playoffs for the first time since 1990.

"There's no curse here," Lewis says. "There's no old ship's pirate or captain who knows we're on his burial site or something. Our players realize that, and we've brought in some mature NFL guys who realize we'll change it. The past is the past. From this point forward, everything is going to be positive and upbeat."

Before offering Lewis the head coaching job, Bengals management conducted a process that included formal interviews with five candidates.

"We knew Marvin had outstanding football credentials," Bengals president Mike Brown said, "but what impressed us most was the tremendous grasp he displayed of the overall operation of an NFL franchise. He has an awareness that you would expect to see only in someone who had been a head coach before. He has not been shy about sharing his thoughts on areas where change and improvement are needed."

"We have been even more impressed with him as we have gotten to know him better, and we are inclined to be very strongly guided by his wishes in a number of areas."

One of those areas was the player personnel department, which has been expanded with the hirings of Bill Tobin and John Garrett. Though Bengals assistant coaches still will be involved in offseason player evaluation, their role has been lessened to allow more time for other duties.

Lewis directed the NFL's fifth-ranked defensive unit last year with Washington, serving as assistant head coach in addition to his defensive coordinator's role. He came

to the Redskins after six seasons (1996-2001) as defensive coordinator with the Baltimore Ravens, a tenure that included a Super Bowl victory in the 2000 season.

In the 2000 regular season, Lewis' Baltimore defense set the NFL record for fewest points allowed in a 16-game campaign (165), clipping 22 points off the previous mark.

Lewis' 2000 defensive unit has been widely considered as a candidate for the best NFL defense of all time. It also finished first in the NFL in rushing yards allowed (970), rushing average allowed (2.7), total takeaways (49), fumble recoveries (26) and shutouts (4).

The 970 rushing yards allowed were the fewest in NFL history for a 16-game season. The Ravens' four shutouts were the most by an NFL team since Pittsburgh had five in 1976. The defense held opponents scoreless in 41 of 64 quarters (64%) and allowed one TD or fewer in 14 of the team's last 18 games (including postseason). In the last four games, all postseason contests, the Ravens defense allowed only one TD, with Baltimore winning 21-3 vs. Denver, 24-10 at Tennessee, 16-3 at Oakland and 34-7 in Super Bowl XXXV vs. the N.Y. Giants (the Giants got their TD on a kickoff return).

In total yardage allowed, Lewis' last three Baltimore defenses each ranked No. 2 in the NFL. His 2001 unit also led the Ravens to the league's second-fewest points allowed and finished in the top four in six other categories.

Lewis has 22 years of coaching experience, as well as a long list of personal and professional accolades given by his industry counterparts.

"Marvin has a definitive plan," said Baltimore Ravens head coach Brian Billick, who had Lewis as his defensive coordinator from 1999-2001. "He'll have the organization working collectively in the right direction. I see no reason, looking at the Bengals' personnel and knowing Marvin, that they won't be a team that's capable of making the playoffs."

"Marvin brings stability to the Bengals," said Pittsburgh coach Bill Cowher, whose first four Steelers teams (1992-95) featured

Lewis as linebackers coach. "He's been on championship teams in the NFL. He's been around some great players. He knows how to keep perspective. When they win a couple games in a row, that's going to be expected there. It's not going to be someone running around with jubilation."

From 1993-95, Lewis helped the Steelers defense rank among the top three in the NFL each season. He guided the careers of some of the NFL's best linebackers, including Pro Bowl selections Kevin Greene, Chad Brown, Levon Kirkland and Greg Lloyd. Of Pittsburgh's 97 sacks



over Lewis' last two seasons, the linebackers were credited with 63.5.

Lewis has earned widespread praise from nationally respected NFL analysts for his immediate effect on the Bengals' production in signing established NFL free agents. Before the free agency period was two weeks old, he had signed five likely starters in linebacker Kevin Hardy, defensive linemen John Thornton and Carl Powell, cornerback Tory James and tight end Reggie Kelly.

"The perception that the Cincinnati Bengals could not go out and lure the top free agents is gone," Lewis said. "It's gone."

Thornton, rated by numerous analysts as one of the NFL's top young line prospects, said:

"With Coach Lewis, you know his reputation from Baltimore, and you always want to play for someone like that who has had success."

"Cincinnati was a perfect fit for me," said James, who led the AFC Champion Raiders in passes defended last season. "After talking to Coach Lewis and (defensive coordinator) Leslie Frazier, and seeing the system, there was no doubt I wanted to be here."

Lewis began his coaching career working with the linebackers at his alma mater, Idaho State, from 1981-84. Also nicknamed the Bengals, ISU finished 12-1 during Lewis' first season and won the NCAA Division I-A championship. In 1985-86, Lewis was on the staff at Long Beach State, before moving to New Mexico ('87-89), coaching linebackers at both schools. In 1990, he accepted a position coaching outside linebackers at the University of Pittsburgh. He moved to his first NFL job with the Steelers in '92.

Lewis earned All-Big Sky Conference honors as a linebacker at Idaho State for three consecutive years (1978-80), and he also saw action at quarterback and free safety during his college career. He received his bachelor's degree in physical education from Idaho State in 1981, and earned his master's in athletic administration in '82. He was inducted into Idaho State's Hall of Fame in 2001.

Born, Sept. 23, 1958, Lewis attended Fort Cherry High School in McDonald, Pa., near Pittsburgh, where he was an all-conference quarterback and safety. He also earned high school letters in wrestling and baseball. He and his wife, Peggy, have a daughter, Whitney, and a son, Marcus.

Active in his community throughout his career, Lewis has quickly become involved in Greater Cincinnati civic and charitable events. He has already lent his effort to the Juvenile Diabetes Foundation, the Boys and Girls Clubs, and to the United Way.

While in Baltimore, he was involved with numerous community groups, including the American Red Cross and Muscular Dystrophy Association of Baltimore. In 2002, he joined the Washington Redskins Leadership Council's Honorary Committee, assisting in community and youth outreach efforts of the organization throughout the D.C. metro area.

On May 9 of this year, Lewis and Bengals players Jeff Burris and Matt O'Dwyer went to Washington, D.C., to visit sailors and U.S. Marines wounded in Iraq.

Lewis is the eighth African-American to be named to an NFL head coaching position. The first seven were Fritz Pollard (Akron 1921; Milwaukee 1925), Art Shell (L.A. Raiders 1989-94), Dennis Green (Minnesota 1992-2001), Ray Rhodes (Philadelphia 1995-98; Green Bay 1999), Tony Dungy (Tampa Bay 1996-2001; Indianapolis 2002-present), Terry Robiskie (Washington 2000), and Herman Edwards (N.Y. Jets 2001-present).

PLAYING AND COACHING HISTORY — 1978-80: Played linebacker, quarterback and safety at Idaho State. **1981-84:** Assistant coach (AC), Idaho State. **1985-86:** AC, Long Beach State. **1987-89:** AC, New Mexico. **1990-91:** AC, University of Pittsburgh. **1992-95:** AC, Pittsburgh Steelers. **1996-2001:** Defensive coordinator, Baltimore Ravens. **2002:** Assistant head coach/defensive coordinator, Washington Redskins. **2003:** Joins Bengals as head coach.

PAUL ALEXANDER — Assistant Head Coach/Offensive Line



Paul Alexander returns for his 10th season on the Bengals coaching staff in 2003. It's his ninth straight season as offensive line coach, and in his first season under new head coach Marvin Lewis, Alexander has a key added role as Lewis' assistant head coach.

"It was important to me to get Paul back," Lewis said after assembling his 2003 staff. "Paul had some options around the league, and we've given him the opportunity now as assistant head coach to assist me in a lot of areas off and on the field, which will help give me some direction."

Last season, Alexander worked No. 1 draft choice Levi Jones into the offensive line as the starting LT. Jones teamed with a veteran unit led by RT Willie Anderson, and the result was strong support for an offense that had numerous notable accomplishments.

Those accomplishments included HB Corey Dillon rushing for 1311 yards, his third straight season over 1300 yards, and WR Chad Johnson gaining 1166 receiving yards, fifth-most in team history and most ever by a Bengals first or second-year player. The line's protection helped Bengals QBs complete a team-record 350 passes with the second-highest completion percentage (59.2) in 18 years, and the offense had a streak of six straight games of 350 or more net yards, the club's longest such streak since 1986.

Levi Jones was named to the 2002 *Pro Football Weekly* All-Rookie team, making Alexander three-for-three in having first-round draft picks under his charge win all-rookie honors. The first two were N.Y. Jets tight end Johnny Mitchell in 1992 and the Bengals' Willie Anderson in '96.

In 2001, the line led the way as the Bengals allowed only 28 sacks, the fourth-best performance in franchise history, while the offense was launching a club-record 602 passes.

Under Alexander in 1999 and 2000, the line paved the way as the Bengals claimed spots among the NFL's

elite rushing teams. Cincinnati's ground game ranked second in the NFL in rushing in 2000, totaling 2314 yards for an average of 144.6 per game. In 1999, Cincinnati finished sixth in a very tight NFL race, only 40 total yards out of the league lead.

On Oct. 22, 2000, Alexander's line shared the glory of what still stands, entering 2003, as the No. 1 individual rushing game in NFL history. In that contest at Paul Brown Stadium, Dillon slashed through Denver's defense for 278 yards. The performance topped Walter Payton's mark of 275, a record that had stood for 23 years. Alexander's starting line for the game included Willie Anderson and John Jackson at tackles, Mike Goff and Matt O'Dwyer at guards and Brock Gutierrez at center.

The Bengals' 407 total rushing yards in the Denver game ranked as the fifth-highest single-game total in NFL history, and as the most yards in 51 years. The last team to top it was the New York Giants, who gained 423 against Baltimore in 1950.

Alexander began his NFL coaching career in 1992 as tight ends coach of the N.Y. Jets, under head coach Bruce Coslet. He was instrumental in the development of TE Johnny Mitchell, a 1992 rookie All-Pro. Coslet moved to Cincinnati as offensive coordinator in 1994, and Alexander joined him, in the role of Bengals tight ends coach.

But Alexander's first love in football has always been the offensive line. He was afforded the chance to take over that job for the Bengals in 1995, and has held it since.

His 1995 unit produced the team's best-ever performance in sacks allowed — only 1.6 per game (25 total).

Alexander is a product of distinguished teachers. He coached under Joe Paterno at Penn State and Bo Schembechler at Michigan. He also was offensive line coach at Central Michigan, a school whose coach, Herb Deromedi, ranks with Paterno and Schembechler among the winningest coaches in NCAA Division I history.

Alexander's birthdate is Feb. 12, 1960. He's a native of Rochester, N.Y., where he attended Cardinal Mooney High School. He was an Academic All-American at Cortland State (N.Y.) and holds a master's degree in exercise physiology from Penn State. He and his wife, Kathy, have three daughters, Mary Beth, Carolyn and Emily.

PLAYING AND COACHING HISTORY — 1979-81: Played offensive tackle at Cortland State. **1982-84:** Graduate assistant, Penn State. **1985-86:** Graduate assistant, Michigan. **1987-91:** Assistant coach (AC), Central Michigan. **1992-93:** AC, New York Jets. **1994-2002:** AC, Bengals. **2003:** Assistant head coach/offensive line coach, Bengals.

BOB BRATKOWSKI — Offensive Coordinator



Bob Bratkowski is in his third season as Bengals offensive coordinator, coming off a 2002 campaign in which the offense had a number of notable achievements. The list included:

- HB Corey Dillon rushing for 1311 yards, his third straight season over 1300 yards.
- WR Chad Johnson gaining 1166 receiving yards, fifth-most in team history and most ever by a Bengals first or second-year player.
- A club-record 350 pass completions.
- For the first time in Bengals history, five players caught 40 or more passes.
- A team completion percentage of 59.2, a mark exceeded only once in 18 previous Bengals seasons.
- A streak of six straight games of 350 or more net yards, the club's longest such streak since 1986.
- A career-high 79.1 passer rating for QB Jon Kitna.

Kitna took over as the starting QB in Game 5 of last season, and had the averages for the last 12 games been the Bengals' averages for the full season, Cincinnati would have ranked eighth in the NFL in net offense (357.3) and seventh in net passing (240.1).

All of the above played into an early decision by new Bengals head coach Marvin Lewis that he wished to retain Bratkowski as his coordinator. Bratkowski also was given significant input into the selection of an offensive position coach staff that includes three newcomers and two returnees.

"We have a good mix," Bratkowski said. "We have

people who have coached other places, and people who give us continuity. We don't have to go back to basics, but we have new input. Now we have to put it all together and improve. Even though we had some good numbers last season, the bottom line is that we have to win a lot more games."

Bratkowski (pronounced "brat-COW-skee") has been an NFL coach since 1992, and was coordinator of the University of Miami's NCAA champion offenses in '89 and '91. He left the Pittsburgh Steelers, where he spent the 1999 and 2000 seasons as wide receivers coach, to join the Bengals in '01. He closed a seven-year stint with the Seattle Seahawks in 1998 with the departure of head coach Dennis Erickson. Bratkowski was coordinator for the NFL's top passing offense at Seattle in 1997, and he had previously served as Erickson's offensive coordinator at three major college programs — Wyoming (1986), Washington State ('87-'88) and Miami, Fla. ('89-'91).

Bratkowski's first Bengals campaign, in 2001, had its share of season-long offensive accomplishments. The Bengals allowed only 28 sacks, the fourth-best performance in club history, despite attempting a team-record 602 passes. The offense showed significant improvement over its 2000 season performance in a number of categories, including points (226-185), first downs (294-254), total yards (4800-4260), passing yards (3088-1946), third-down conversion percentage (38.3-33.9) and possession time (29:16-27:13).

Bratkowski's scheme relies on multiple formations which keep the defense guessing.

"You can't do any one thing exclusively in the NFL," he says. "You can't do just a couple things."

In 1999, his first season with Pittsburgh, Bratkowski was instrumental in the development of rookie wide re-

ceiver and No. 1 draft pick Troy Edwards, who tied for the team lead with 61 receptions. He also helped in the emergence of second-year receiver Hines Ward, who tied Edwards with 61 catches.

In 1997, Bratkowski's Seattle offense posted an NFL-leading average of 247.4 passing yards per game and ranked third in the NFL in total offense. Seattle also established club season records in '97 for most yards passing (4187) and completions (359). The Seahawks were second in the NFL in first downs (331).

Prior to his Seattle appointment in 1992, Bratkowski spent 14 years as a college coach, including his three college stops with Erickson.

As a college player, Bratkowski was a three-year letterman as a wide receiver at Washington State. His fa-

ther, Zeke, played quarterback for 14 seasons in the NFL (with the Bears, Rams and Packers).

Bratkowski was born Dec. 22, 1955, in San Angelo, Texas. Bob and his wife, Rebecca, have two children — son Shane and daughter Courtney.

PLAYING AND COACHING HISTORY — 1975-

77: Played wide receiver at Washington State. **1978-80:** Assistant coach (AC), Missouri. **1981-85:** Offensive coordinator, Weber State. **1986:** Offensive coordinator, Wyoming. **1987-88:** Offensive coordinator, Washington State. **1989-91:** Offensive coordinator, Miami (Fla.). **1992-94:** AC, Seattle Seahawks. **1995-98:** Offensive coordinator, Seattle Seahawks. **1999-2000:** AC, Pittsburgh Steelers. **2001-present:** Offensive coordinator, Bengals.

LESLIE FRAZIER — Defensive Coordinator



Leslie Frazier, mentor of some of the NFL's most successful defensive backs while serving as the Philadelphia Eagles' secondary coach the past four seasons, joins the Bengals in 2003 as defensive coordinator.

"Leslie's guys have played outstanding football," said Bengals head coach Marvin Lewis. "My attraction to Leslie is the style of defense they have played. I've coached against Leslie. I like how he presents things, I like his temperament, and how he interacts with people. I think this is going to be an outstanding fit."

Three of Frazier's Philadelphia players — CB Troy Vincent, CB Bobby Taylor and FS Brian Dawkins — played in the Pro Bowl following the 2002 season. Vincent was in the game for the fourth consecutive season.

As a unit, the Eagles secondary helped Philadelphia to a 2002 NFL ranking of second in fewest points allowed for the second consecutive year. The '02 Eagles were fourth in total yards allowed and seventh in passing yards allowed. Tough in the clutch, the Eagles also were the NFL's best defense in getting off the field on third down, allowing a conversion rate of only 31.0%. The NFL's average third-down conversion rate last season was 39.0.

Beyond excellent statistics, Frazier's efforts have supported winning teams. The last three Eagles clubs have gone 11-5, 11-5 and 12-4, and the last two reached the NFC Championship game.

Frazier promises Bengals fans a defense that will constantly challenge the opposition.

"Don't be afraid to take risks," he says of his philosophy. "Keep the pressure on the offense, on the quarterback. You can't be afraid to go after it. You can't be an idiot about it, because there are times you're going to have to play zone. But we're not going to sit there. We'll be aggressive."

Following a playing career during which he won a Super Bowl title with the Chicago Bears, Frazier began

his coaching career with a nine-year stint (1988-96) at Trinity (IL) College, which is now known as Trinity International University.

He was the first head coach at the school, building the program and quickly developing the NAIA institution into two-time champions of the Northern Illinois Intercollegiate Conference. The small school developed a number of high-quality players, including WR Karl Hankton of the Carolina Panthers.

Frazier's impact on the program was duly recognized, as the school named its football field after him in 1997, when he departed to become defensive secondary coach at the University of Illinois.

After two years with the Illini, he entered the NFL in 1999, the first season for current Eagles head coach Andy Reid.

Frazier played in the NFL as a cornerback with the Bears from 1981-86. In 1985, he was an integral part of a Super Bowl champion Bears defensive unit that some consider the best of all time. The Bears led the NFL in virtually every defensive category en route to a 46-10 romp over New England in Super Bowl XX. Frazier was a starting cornerback for the entire season, and he was named to CBS-TV's 1985 "All-Madden Team."

Frazier led the Bears in interceptions in each of his last three seasons and finished with 20 INTs in 65 career games. He had 2 interception returns for touchdowns.

His career was ended prematurely by a major knee injury (torn anterior cruciate ligament) that he suffered in the second quarter of the Super Bowl, while running with the ball on a fake punt play. Though he remained with the Bears into 1986, the Super Bowl marked his final playing appearance outside preseason action. He made a final attempt to stay in the NFL as a player in 1987, when Eagles head coach Buddy Ryan, his defensive coordinator at Chicago, signed him. But his stint with the Eagles ended after three preseason games.

A native of Columbus, Miss., Frazier played college football in his home state at Alcorn State. He earned small-college All-America honors in both 1979 and '80 as a cornerback, and he also was a standout baseball player, serving as a team captain while playing first base and the outfield.

Born on April 3, 1959, Frazier attended S.D. Lee High School in Columbus and earned a degree from Alcorn State in business administration.

Frazier and his wife, Gale, have three children — sons Kieron (age 18) and Corey (12), and daughter Chantel (15).

PLAYING AND COACHING HISTORY — 1977-80: Played cornerback at Alcorn State. **1981-86:** Cornerback, Chicago Bears. **1988-96:** Head coach, Trinity (IL) College. **1997-98:** Assistant coach (AC), Illinois. **1999-2002:** AC, Philadelphia Eagles. **2003:** Joins Bengals as defensive coordinator.

JIM ANDERSON — Running Backs



Jim Anderson has coached a long line of Bengals running backs to outstanding performances. In 2002, fullback Lorenzo Neal — in only his second Cincinnati season — became the fourth Bengal under Anderson to be voted to the Pro Bowl. It was the first Pro Bowl nod

in Neal's 10-year NFL career.

Other Anderson pupils to reach the Pro Bowl have been James Brooks (four times), Corey Dillon (three times) and Harold Green (once).

Anderson began his Bengals work in the mid-1980s with Brooks, who went on to reign for 11 years as the leading rusher in Bengals history. In recent years, Anderson has guided Dillon beyond Brooks' totals to a near-complete command of the team's rushing record book.

Dillon entered the NFL as something of a question mark after playing only one season of major college football. But under Anderson, Dillon has become only the fourth player in NFL history to top the 1000-yard rushing mark in each of his first six seasons. Dillon enters the 2003 season with 7520 career rushing yards, having moved more than 1000 yards beyond Brooks' former record of 6447.

Last season, Dillon rushed for 1311 yards — his third straight season over 1300 — and added a career-high 298 receiving yards. His 1609 yards from scrimmage was the second-highest total in team history (Brooks still owns the highest scrimmage yards total — 1773 in 1986).

In 2001, Dillon rushed for 1315 yards and went on to play in his third straight Pro Bowl. The only higher season rushing total in club history was Dillon's 1435 yards in 2000. The Bengals finished second in the NFL in team rushing yards in 2000, and in 1999, Cincinnati's sixth-ranked team rushing total was only 40 yards off the lead in an exceptionally tight NFL race.

Anderson also is the position coach behind the great-

est rushing game in NFL history, Dillon's 278-yard effort on Oct. 22, 2000 vs. Denver. That performance broke Walter Payton's record of 275 yards, a record that had stood for 23 years.

Anderson's coaching excellence was recognized following the 2001 season when he made the list of candidates interviewed for the Stanford University head coaching job. Anderson was on the Stanford coaching staff from 1980-83.

Anderson is the all-time dean of Bengals position coaches in years of service (20), and among current NFL position coaches, only Pittsburgh's Dick Hoak has more years of consecutive service (32) with his team.

Anderson has shown the ability to effectively handle all types of running backs. Dillon is a bruiser, Brooks was a tough and quick smaller back, and Green was a long strider with a combination of speed and power. Anderson also coached Ikey Woods, who was a league-wide sensation as a rookie in 1988, but had his career derailed by a 1989 knee injury. And in 1996, Anderson effectively worked Garrison Hearst into the Bengals offense after the team's acquisition of Hearst in late August.

In six of the nine seasons from 1986-94, Anderson's backs led the Bengals to finishes among the NFL's Top 10 teams in rushing yardage. In 1997, the running backs scored 20 of Cincinnati's NFL-leading 23 rushing TDs.

Anderson's troops won NFL rushing titles in 1988 and '89, and won the AFC rushing crown in '86. From 1986-90, the Bengals finished 2-4-1-1-5 in league rushing.

Anderson was born March 27, 1948, in Harrisburg, Pa. He graduated from Cal Western with a degree in physical education, and has a lifetime teaching certificate in California. Jim and his wife, Marcia, have a son, Derek, 28.

PLAYING AND COACHING HISTORY — 1967-69: Linebacker-def. end at Cal-Western (U.S. International). **1970-71:** Assistant coach (AC), Cal Western. **1973:** AC, Scottsdale (Ariz.) Community College. **1974-75:** AC, Nevada-Las Vegas. **1976-79:** AC, Southern Methodist. **1980-83:** AC, Stanford. **1984-present:** AC, Bengals.

LIGHTING UP THE SCOREBOARD

In Games 12-15 of the 1997 season, the Bengals became the first Cincinnati team to score 30 or more points in four straight games.

Cincinnati scored 31 vs. Jacksonville on Nov. 23, posted 42 at Philadelphia on Nov. 30, scored 41 vs. Tennessee on Dec. 4, and notched 31 vs. Dallas on Dec. 14.

SIGISMONDO CIOFFI — Assistant Defensive Backs



Sigismondo "Louie" Cioffi takes on a new duty for the Bengals in 2003, filling the position of assistant defensive backs coach.

"We are expanding Louie's responsibilities," said Bengals head coach Marvin Lewis. "We've restructured the defensive backfield coaching to have

one person (Kevin Coyle) in charge of the corners and safeties, and Louie will assist with both positions."

In 2000 and '01, the Bengals had assistant coaches separately in charge of corners and safeties, with no one in the secondary assistant's role. Cioffi's title was defensive staff assistant.

Coyle and Cioffi have a key free agent to fit into the cornerback scheme in Tory James, who last season led the AFC Champion Oakland Raiders in passes defended. At safety, Cioffi will assist Coyle in the continued development of Marquand Manuel and Lamont Thompson, a pair of Bengals 2002 draft picks who are projected as key second-year players after seeing considerable action as rookies.

Cioffi (pronounced "CHO-fee") got an early start in NFL coaching. Though he is a seven-year veteran of the Bengals staff, he is only 29 years old as the 2003 season begins. He took on the job of defensive staff assistant in 1997 at age 23, and during the first three seasons of his Cincinnati career, he was the youngest full-time assistant

coach in the NFL.

Cioffi's association with the NFL dates back to 1993, when he was a 20-year-old coaching assistant to Bruce Coslet's staff on the N.Y. Jets. His responsibilities then included assembling play books and running video printers on game days. Cioffi also worked with the Jets in 1994 in a similar role.

Cioffi was wide receivers coach at C.W. Post University in Brookville, N.Y. in 1995 and '96. The 1996 team posted a 7-3 record en route to the ECAC Division II championship. In addition to his on-field responsibilities at C.W. Post, Cioffi prepared computer game analyses and scouting reports. He did all the computer work at Post for the offense and defense.

Bruce Coslet's first full year as Bengals head coach was 1997, and he brought Cioffi to Cincinnati in a Bengals staff reorganization. Cioffi was charged with supervising the weekly distribution of information on how to attack the upcoming opponent's offense, and he also worked on the field, assisting in the coaching of defensive backs. Cioffi later worked under Bengals head coach Dick LeBeau, and was involved in coaching linebackers while continuing with his game preparation responsibilities.

Cioffi was born Sept. 21, 1973, in Queens, N.Y. His wife's name is Cindy, and on Apr. 4 of this year, they celebrated the birth of their first child, daughter Cecilia Elle.

COACHING HISTORY — 1993-94: Coaching assistant, New York Jets. **1995-96:** Assistant coach (AC), C.W. Post. **1997-present:** AC, Bengals.

KEVIN COYLE — Defensive Backs



Kevin Coyle returns for his third season as a Bengals coach in 2003, as defensive backs coach after serving as cornerbacks coach in 2001 and '02.

"We've restructured the defensive backfield coaching to have one person in charge of the corners and safeties," said

Bengals head coach Marvin Lewis. "I was excited to be able to keep Kevin with us to fill that position."

Last season, Bengals cornerbacks contributed to Cincinnati allowing only 203.9 passing yards per game, ranked 13th among the 32 NFL teams. Artrell Hawkins and Jeff Burris were the starters, with former rookie free agent Kevin Kaesviharn developing under Coyle as a promising No. 3 corner.

In the 2003 free agent season, Coyle helped the Bengals lure a top veteran CB in Tory James, who led 2002 AFC Champion Oakland in passes defended.

In taking over the safeties this season, Coyle's key assignment will be continuing the development of Marquand Manuel and Lamont Thompson. Both players

were 2002 Bengals draft picks and are projected as key second-year players after seeing considerable action as rookies.

In 2001, Coyle's first Cincinnati season, the team's cornerback corps was short on experience and was hit significantly by injuries. But the young group played aggressively and effectively under Coyle's direction. The corners snagged 7 of Cincinnati's 13 interceptions, and the Bengals' passing yardage defense improved from 23rd in the NFL in 2000 to 12th in '01.

This is Coyle's 27th year in coaching. In his last 10 seasons before joining the Bengals, he was defensive coordinator and secondary coach at three Division I college programs — Syracuse, Maryland and Fresno State.

At Fresno State (1997-2000), Coyle's defenses produced three first team All-Western Athletic Conference players in both 1999 and 2000, best in the league both years. In 1998, the FSU defense set a school-record low with only 23 touchdowns allowed. The Bulldogs were one of 16 teams in the country to give up 9 or fewer touchdown passes, and they allowed only 16.7 points per game, down from 24.0 in 1997. FSU gave up only 19 points in the first quarter all season.

At Maryland (1994-96), Coyle oversaw a dramatic improvement in the Terrapins' defense, steadily guiding a

program that had struggled prior to his arrival to a final total defense ranking of No. 29 in 1996.

At Syracuse (1991-93), Coyle's defense led the nation in interceptions (24) in '92 and set a school record for fewest rushing yards allowed (1007) in an 11-game season.

Coyle was at Holy Cross from 1982 through '90, first serving as outside linebackers coach before being promoted to defensive coordinator in '86. During his five years as coordinator, Holy Cross was the winningest (49-5-1) Division I-AA team in the nation, with the Crusader defense ranked in the top 10 nationally in scoring defense four times. Coyle coached five All-Americans at Holy Cross.

Coyle also has a prior Cincinnati connection, having served as a graduate assistant coach at the University of Cincinnati in 1978-79.

At Maryland, Coyle coached future NFL cornerbacks

Chad Scott (Pittsburgh) and Lewis Sanders (Cleveland). At Syracuse, he coached Jacksonville safety Donovan Darius. At Fresno State, he had former Bengal and current Atlanta Falcon Cory Hall at safety.

Coyle was born Jan. 14, 1956. A native of Staten Island, N.Y., he played defensive back in college at Massachusetts. He and his wife, Louise, have a daughter, Jenlain, 10.

PLAYING AND COACHING HISTORY — 1974-75: Played DB at Massachusetts. **1978-79:** Graduate assistant, Univ. of Cincinnati. **1980:** Coaching assistant, Arkansas. **1981:** Defensive coordinator, U.S. Merchant Marine Academy. **1982-85:** Assistant coach (AC), Holy Cross. **1986-90:** Defensive coordinator, Holy Cross. **1991-93:** Defensive coordinator, Syracuse. **1994-96:** Defensive coordinator, Maryland. **1997-2000:** Defensive coordinator, Fresno State. **2001-present:** AC, Bengals.

JAY HAYES — Defensive Line



Jay Hayes, a 15-year veteran of major college and NFL coaching, joins the Bengals in 2003 as defensive line coach.

He will be a key influence on the career of third-year defensive end Justin Smith, a 2001 first-round draft choice who has shown Pro Bowl potential

with 15 sacks over his first two seasons. Hayes also helped the Bengals lure John Thornton, one of the NFL's most promising young defensive tackles, in free agency for the 2003 season.

Hayes played pro football as a defensive end for two seasons in the U.S. Football League. He comes to the Bengals from the Minnesota Vikings, where he was special teams coach last season. The Vikings tied for fifth in the NFL in punt coverage, allowing only 6.2 yards per return with no returns of 25 yards or more.

Hayes was special teams coach for the Pittsburgh Steelers from 1999-2001. Under his direction, Steelers kicker Kris Brown ended the 2001 season tied for second in the AFC with 124 points, while Troy Edwards ranked fifth in the conference in kickoff returns with a 23.1-yard average.

In 2000, Steelers rookie Hank Poteat ranked sixth in the NFL with a 13.0 average on punt returns and scored on a 53-yard punt return TD. In 1999, Steelers kicker Brown was a rookie, and he ranked second in the AFC in field goal accuracy (86.2%) and was twice named AFC Special Teams Player of the Week. Brown set an NFL record in 1999 for most consecutive field goals made to start a career (13).

Before starting his NFL coaching career with the

Steelers, Hayes coached 11 years in the college ranks, splitting his time between Notre Dame, California and Wisconsin.

He began his coaching career in 1988 as a graduate assistant at Notre Dame, and for the next three seasons, he coached outside linebackers and special teams for the Irish. He moved to California as outside linebackers coach in 1992, and he also held that job in '93 before adding special teams responsibilities in '94.

Hayes' last college assignment before entering the NFL was from 1995-98 at Wisconsin, where he was outside linebackers and special teams coach. Hayes' Badgers were consistently among the top special teams units in the Big Ten. During his tenure, the Badgers recorded two of the longest plays in school history, an NCAA-record 60-yard field goal and a 100-yard kickoff return.

Hayes played defensive end at the University of Idaho and earned all-conference honors in 1980 and '81. He spent some time in NFL camps before moving on to play for the USFL Michigan Panthers in 1984 and for the Memphis Showboats in '85.

Hayes' younger brother, Jonathan, is Bengals tight ends coach.

Hayes was born March 3, 1960 in Pittsburgh, and attended South Fayette High School. He and his wife, Suzanne, have two sons, Jesse and Miles, and a daughter, Jazmin.

PLAYING AND COACHING HISTORY — 1978-81: Played defensive end at University of Idaho. **1984:** Defensive end, Michigan Panthers (USFL). **1985:** Defensive end, Memphis Showboats (USFL). **1988-91:** Assistant coach (AC), Notre Dame. **1992-94:** AC, California. **1995-98:** AC, Wisconsin. **1999-2001:** AC, Pittsburgh Steelers. **2002:** AC, Minnesota Vikings. **2003:** Joins Bengals as defensive line coach.

JONATHAN HAYES — Tight Ends



Jonathan Hayes, an NFL tight end for 12 seasons, makes his NFL coaching debut as Bengals tight ends coach in 2003 after four years on the coaching staff at the University of Oklahoma.

Hayes was tight ends coach and special teams coordinator at Oklahoma,

helping the Sooners to a four-year record of 44-9, including a 13-0 mark in 2000 which featured an Orange Bowl win over Florida State for the NCAA championship.

Oklahoma was 37-4 over Hayes' last three seasons. The Sooners went to a bowl in all four of his years at the school, playing in the Independence Bowl after the 1999 season, the Orange Bowl in 2000, the Cotton Bowl in '01 and the Rose Bowl last season.

Under Hayes' tutelage, tight end Trent Smith finished his Oklahoma career in 2002 as the school's No. 2 all-time receiver, with 148 catches. Also in 2002, Sooners special teams blocked 7 kicks (3 FGs, 4 punts), and punt returner Antonio Perkins returned 3 punts for touchdowns. Hayes' kick coverage teams were also outstanding last year, allowing only 6.6 yards per punt return and 17.8 yards per kickoff return.

In 2001, tight end Smith set an OU school season record with 61 receptions, and he also set school marks with 11 catches and 4 TD grabs at Kansas. OU special teams scored 3 touchdowns in '01 — on a kickoff return, a fake punt and a fake field goal.

During the Sooners' 2000 national championship season, J.T. Thatcher returned 2 punts for TDs and earned

first-team All-America honors.

Hayes began his NFL playing career in 1985 as a second-round draft pick out of Iowa with the Kansas City Chiefs. He played for the Chiefs through 1993, serving as a team captain, and closed his NFL career with three seasons in Pittsburgh (1994-96). He had 153 career receptions for 1718 yards with 13 TDs. He had career highs in receptions (24) and yards (331) with Kansas City in 1993.

Hayes played in 184 NFL games with 122 starts, and he played all 16 games in each of his final six seasons. He played in three AFC Championship games, in 1993 with Kansas City and in '94 and '95 with Pittsburgh. In the 1995 season, he played in Super Bowl XXX for Pittsburgh vs. Dallas.

At the University of Iowa, Hayes switched to tight end as a junior after spending his first two seasons at linebacker. He earned first-team All-America honors as a senior and was a team captain. He finished his college career with 50 receptions for 602 yards and 5 TDs. The Hawkeyes played in a bowl game in each of his four seasons. In 1986, he completed work at Iowa on a degree in general studies.

Hayes' older brother, Jay, is Bengals defensive line coach.

Hayes was born Aug. 11, 1962 in South Fayette, Pa. He attended South Fayette High School. He and his wife, Kristi, have a son, Jaxson, and a daughter, Jillian.

PLAYING AND COACHING HISTORY — 1981-84: Played linebacker and tight end at Iowa. **1985-93:** NFL tight end, Kansas City Chiefs. **1994-96:** NFL tight end, Pittsburgh Steelers. **1999-2002:** Assistant coach (AC), University of Oklahoma. **2003:** Joins Bengals as tight ends coach.

RICKY HUNLEY — Linebackers



Ricky Hunley, who worked under Marvin Lewis last season with the Washington Redskins, moves to Cincinnati for 2003 as Lewis begins his tenure as Bengals head coach. A former All-American college linebacker and a starting linebacker in two Super Bowls, Hunley will

coach his old position for Cincinnati.

Hunley was defensive line coach for the Redskins last season, with Lewis serving as his defensive coordinator. Lewis and Hunley helped lead the Redskins to a No. 5 NFL ranking in fewest yards allowed, and Hunley helped put together a pass rush that ranked tied for ninth in the league with 40 sacks.

The Lewis-Hunley association dates from the early 1990s, when Hunley, a college coach at the time, did a stint with the Pittsburgh Steelers in the NFL's minority intern coaching program. Lewis was on the Steelers staff

from 1992-95.

"I felt then that Ricky had an outstanding future in coaching," Lewis said. "We managed to get back together last season in Washington, and I'm very glad to have him make the move to Cincinnati with me."

Hunley "returns" to a Bengals team which drafted him as a player in 1984. A two-time consensus All-American linebacker at the University of Arizona, Hunley was Cincinnati's first pick in the '84 draft. But he never signed with the Bengals, and when contract negotiations remained stalled into September, the team traded his rights to Denver.

Wearing Bengals colors for the first time in 2003, Hunley is charged with overseeing a key defensive plan. Standout Brian Simmons is slated to move from middle linebacker to an outside position, with former Pro Bowl player Kevin Hardy, a free agent signee from Dallas, taking over in the middle.

Hunley's playing career at Arizona earned him induction into the College Football Hall of Fame in 1997. He led Arizona in tackles for three consecutive seasons and was named Pac-10 Co-Player of the Year in 1983.

Hunley played in the NFL for seven seasons. He was with Denver from 1984-87, and was a starter at right inside linebacker for the Broncos in Super Bowls XXI and XXII. He played for the Phoenix Cardinals in 1988, and closed his career with two seasons (1989-90) with the Los Angeles Raiders.

He got his start in coaching as a graduate assistant at Southern California (1992-93), after which he spent seven seasons at the University of Missouri. He was Missouri's defensive line coach from 1994-97, and he was promoted to assistant head coach/linebackers coach for the '98 through 2000 campaigns. In 2001, he joined head coach Steve Spurrier's staff at the University of Florida, overseeing the defensive line and coaching Lombardi Award finalist Alex Brown (now with the Chicago Bears). He made the move with Spurrier in 2002 when Spurrier became head coach of the Redskins.

Hunley was born Nov. 11, 1961 in Petersburg, Va. He earned a bachelor's degree in business administration from Arizona in 1987. In 1990, he was voted Ex-

ecutive Vice-President of the NFL Players Association, a position he held for two years. He has also served on the Board of Directors for the Black Coaches Association and on the Minority Issues Committee of the American Football Coaches Association, and he has represented the Big 12 and the SEC on the AFCA's Assistant Coach Committee.

Ricky and his wife, Camille, have two daughters, Alexis and Kenady.

PLAYING AND COACHING HISTORY — 1980-

83: Played linebacker at University of Arizona. **1984-87:** Linebacker, Denver Broncos. **1988:** Linebacker, Phoenix Cardinals. **1989-90:** Linebacker, Los Angeles Raiders. **1992-93:** Graduate assistant, University of Southern California. **1994-97:** Assistant coach (AC), University of Missouri. **1998-2000:** Assistant head coach/linebackers coach, University of Missouri. **2001:** AC, Florida. **2002:** AC, Washington Redskins. **2003:** Joins Bengals as linebackers coach.

CHIP MORTON — Strength & Conditioning



Chip Morton joins the Bengals as strength and conditioning coach in 2003, continuing his association with Bengals head coach Marvin Lewis. Morton was a coaching colleague of Lewis with Baltimore from 1999-2001, serving as Ravens assistant strength and conditioning coach, and he was with Lewis last season at Washington, serving as head strength and conditioning coach for the Redskins.

Morton is in his 12th NFL season, having served as strength and conditioning assistant at San Diego from 1992-94 and as head strength and conditioning coach at Carolina from '95-98.

Due to his central role in Cincinnati's 2003 offseason workout program, Morton was the first of the club's new coaches to make an impression with large numbers of Bengals players regarding the team's new era. Morton instituted a program that provided a noticeable upgrade in structure and technology, and he also oversaw an extensive redesign of the weight room.

"The renovations made in the weight room are part of the changes the team has made under the direction of Coach Lewis," said Morton. "We're moving forward, doing what's necessary to reach our goals as an organization. We want our players to enjoy coming to work every day and the new equipment and Bengals colors on the walls have been well received. I believe the commitment

the Brown family has made to help our players reach their potential has everyone excited."

Bengals LB Brian Simmons reflected that excitement after working in the program.

"It's definitely going to help us out as the season progresses," Simmons said. "It's going to help us maintain a certain level both in stamina and in strength. I'm a big fan of those guys (Morton and his assistant, Kurtis Shultz)."

Morton has worked with two Super Bowl teams, the 1994 Chargers and the 2000 Ravens. He started his career in the collegiate ranks, serving as assistant strength coach at Ohio State (1985-86) while completing his master's degree in physical education. He went on to Penn State in 1987 as the first-ever full-time strength and conditioning assistant for the Nittany Lions football team. He also worked with 14 other men's and women's sports during his five years (1987-91) at Penn State.

Morton was born Nov. 27, 1962 in Hamden, Conn. He graduated from the University of North Carolina at Chapel Hill in 1985 with a degree in zoology, and he earned a varsity letter in swimming. Chip and his wife, Stacey, have five children.

COACHING HISTORY — 1985-86: Assistant strength and conditioning (S/C) coach, Ohio State. **1987-91:** Assistant S/C coach, Penn State. **1992-94:** Assistant S/C coach, San Diego Chargers. **1995-98:** Head S/C coach, Carolina Panthers. **1999-2001:** Assistant S/C coach, Baltimore Ravens. **2002:** Head S/C coach, Washington Redskins. **2003:** Joins Bengals as head S/C coach.

PILING UP THE YARDS

Bengals HB **Corey Dillon** has led the team in rushing yardage each of the last six seasons (1997-2002). The team record for most consecutive years leading the club in rushing is held by FB **Pete Johnson**, who led the Bengals for seven straight years, from 1977-83.

KURTIS SHULTZ — Assistant Strength & Conditioning



Kurtis Shultz, strength and conditioning coach the past four seasons for the University of Maryland men's basketball team, joins the Bengals in 2003 as assistant strength and conditioning coach.

In 2001-02, Shultz's third season on the basketball staff, Maryland won the

NCAA Championship. In his other three seasons, which include a 2002-03 campaign cut short by his move to the Bengals, the Terps made the NCAA Tournament every year. They reached the Round of 32 in 1999-2000, the Final Four in 2000-01, and the Sweet 16 this past season.

Shultz and Chip Morton, the Bengals' new head strength and conditioning coach, have been working with Bengals players since March in a revamped program for the team.

"It's definitely going to help us out as the season progresses," said Bengals LB Brian Simmons. "It's going to help us maintain a certain level both in stamina and in strength. I'm a big fan of those guys (Morton and Shultz)."

Shultz came to Maryland from Loyola College (Md.), where he worked for four years as strength and conditioning coach. At Loyola, he instituted a strenuous offseason kick-boxing program as a supplement to the

school's overall strength and conditioning program.

An avid weightlifter and bodybuilder since his college days, Shultz established a thriving personal training and bodybuilding business in the Baltimore area. He has been a private personal trainer to Baltimore Ravens LB Ray Lewis, and he worked for three years as a consultant and kick-boxing instructor with the Ravens.

He also was personal trainer for two Baltimore Oriole baseball players — Jerry Hairston and Gary Matthews Jr. — and he was in charge of strength training for more than a dozen professional lacrosse players in the Baltimore area. While performing his duties at Maryland, he also served as director of strength and conditioning for four sports at Johns Hopkins University.

A Maryland basketball player from 1992-95, Shultz served as a team captain. In the last two seasons of his 67-game career, the Terps reached the NCAA Sweet 16. He played forward, having come to Maryland from DeMatha High School in Washington, D.C., where he was coached by the legendary Morgan Wooten.

Shultz was born March 10, 1972 in Baltimore. His parents are both teachers in Baltimore County. He has an older sister, Kim, and two younger brothers, Nick and Steven.

COACHING HISTORY — 1996-99: Strength and conditioning (S/C) coach, Loyola College (Md.). **1999-2002:** S/C coach for University of Maryland basketball and for four sports at Johns Hopkins University. **2003:** Joins Bengals as assistant S/C coach.

DARRIN SIMMONS — Special Teams



Darrin Simmons joins the Bengals in 2003 as special teams coach. Simmons began his NFL coaching career in 1998 on the same Baltimore Ravens staff as Bengals head coach Marvin Lewis.

Simmons was assistant special teams coach and assistant strength and

conditioning coach for the Ravens in 1998, and he held that same role for the Carolina Panthers from '99-2002.

A former college punter, Simmons played an integral role at Carolina in the continued development of Todd Sauerbrun as one of the NFL's top punters.

Sauerbrun has been an NFC Pro Bowl selection in each of the last two years. In the 2001 season, his gross punting average of 47.5 yards was the NFL's highest since '63. During the 2002 season, Sauerbrun again led the NFL with a 45.5 gross average, and he had 31 punts downed inside the 20-yard line with only 12 touchbacks.

Carolina ranked fourth in the NFL in 2002 in net punting average (37.5), and the Panthers' special units led the league in kickoff coverage with only 18.5 yards allowed per return. Only one other NFL team, Jacksonville at 19.5,

held opponents to under 20 yards per kickoff return.

Simmons began his coaching career as a graduate assistant at Kansas in 1996. He moved to the University of Minnesota in 1997 before joining the NFL with the Ravens in '98.

Simmons excelled as a college punter for the Kansas Jayhawks from 1993-95, earning All-Big Eight honors his final year. As a senior, he helped the Jayhawks to a Top 10 national ranking and to an Aloha Bowl victory over UCLA. Also as a Kansas senior, he won CoSIDA/GTE honors as an Academic All-American.

Prior to playing for Kansas, Simmons was a punter and QB for Dodge City (Kan.) Community College. In 1992 at Dodge City, he led the nation's junior colleges in punting and was a first-team JUCO All-American.

Simmons earned a degree in sports management from Kansas in 1996. Born April 9, 1973, in Elkhart, Kan., he graduated from Elkhart High School. He and his wife, Rhonda, have a daughter, Hannah (born 1-11-02).

PLAYING AND COACHING CAREER: 1991-92: Played quarterback and punter at Dodge City (Kan.) Community College. **1993-95:** Punter, University of Kansas. **1996:** Graduate assistant coach, Kansas. **1997:** Assistant coach (AC), University of Minnesota. **1998:** AC, Baltimore Ravens. **1999-2002:** AC, Carolina Panthers. **2003:** Joins Bengals as special teams coach.

BOB SURACE — Offensive Assistant



Bob Surace, a championship-level head coach for two seasons in the NCAA Division III ranks, returns in 2003 for his second season as Bengals offensive assistant.

As a first-year pro coach in 2002, Surace contributed to a season of notable offensive accomplishments for the Bengals. For the first time since 1989, Cincinnati had a 3000-yard passer (Jon Kitna), a 1000-yard rusher (Corey Dillon) and a 1000-yard receiver (Chad Johnson). The Bengals set a team record for pass completions (350), and Johnson's 1066 receiving yards were the most in club history by a first or second-year player. The 2002 Bengals also were the first Cincinnati team to have five players with 40 or more pass receptions.

Surace was head coach at Western Connecticut State University in 2000-01, and his teams posted an 18-3 overall record. In 2001, WCSU advanced to the second round of the NCAA Division III Championships and won the Freedom Football Conference title. In 2000, the Colonials won the Northeast Championship ECAC playoff game. In both of Surace's seasons, the team ranked in the Top 25 nationally in the American Football Coaches Association poll.

Surace (pronounced "suh-RACE") grew up in a coaching family. His father, Tony, was head coach for his high school football and baseball teams in Millville, N.J. Surace

went on to earn All-Ivy League honors as a center at Princeton University, where for a time he was a teammate of current Bengals scout John Garrett.

Surace began his coaching career in 1990 as running backs coach at Springfield (Mass.) College, where he also earned a master's degree in sports management in 1992. In the '92 football season, he was Run Game Coordinator at Maine Maritime Academy. That season, the Mariners had the nation's top Division III running back. In 1993 at Maine Maritime, Surace was part of an ECAC championship team.

In 1994, in the Canadian Football League's first season with teams in the U.S., Surace was with the Shreveport Pirates. He was the assistant to head coach and general manager Forrest Gregg, the former Bengals coach who guided Cincinnati to Super Bowl XVI.

After coaching at Rensselaer Polytechnic Institute (Troy, N.Y.) in 1995, Surace went to Western Connecticut State in '96 as offensive coordinator and recruiting coordinator.

Surace was born April 25, 1968 in Harrisburg, Pa. His wife, Lisa, holds a Ph.D. in psychology and was girls varsity soccer coach at Staples High School in Westport, Conn., from 1999-2001.

PLAYING AND COACHING HISTORY — 1987-

89: Played center at Princeton. **1990-91:** Assistant coach (AC), Springfield (Mass.) College. **1992-93:** AC, Maine Maritime Academy. **1994:** AC, Shreveport Pirates (CFL). **1995:** AC, Rensselaer Polytechnic Institute. **1996-99:** AC, Western Connecticut State. **2000-01:** Head coach, Western Connecticut State. **2002-present:** AC, Bengals.

ALEX WOOD — Wide Receivers



Alex Wood, who developed Minnesota's Daunte Culpepper into one of the NFL's top quarterbacks over the past four seasons, moves to the other end of the passing game as wide receivers coach for the Bengals in 2003.

Wood joined the Vikings in 1999, the same year Culpepper was drafted. Though a first-round draft pick, Culpepper was only the fourth QB selected in '99, behind Tim Couch, Donovan McNabb and Akili Smith. But under Wood's tutelage, Culpepper quickly became recognized as a player who could hold his own with anyone in the group.

In 2000, Culpepper's second season, he became the Vikings' regular starter and went on to earn the NFC nod as starting quarterback in the Pro Bowl. He led the NFC (and tied for the NFL lead) in touchdown passes with 33. He also finished second in the NFC in passing yards (3937) and third in passer rating (98.0). Culpepper also set Vikings records for rushing yards by a quarterback (470) and rushing TDs by a quarterback (7) as the Vi-

kings won the NFC Central title and advanced to the conference championship game.

In 2001 at Minnesota, Wood faced a very different challenge, overseeing three starting quarterbacks. Culpepper, who finished third in the NFC with a completion percentage of 64.2, was lost to a season-ending injury with four weeks to play. Todd Bouman and Spergon Wynn also made starts, and Bouman was named NFL Miller Lite Player of the Week in his first start, throwing for 348 yards and 4 TDs vs. Tennessee.

Last season, Culpepper returned to the Minnesota lineup as an every-week starter, and under Wood's leadership, he finished second in the NFC in passing yards (3853) and third in the NFC in yards per attempt (7.02). Culpepper also broke the team's QB records he had set in 2000 by rushing for 609 yards and scoring 10 TDs. The Vikings finished second in the NFL in net offense and ninth in net passing.

Wood was a college coach for 21 years before joining the Vikings. His final college assignment was from 1995-98 as head coach at James Madison University. In his first season, he led the Dukes to an 8-4 record and a berth in the NCAA Division I-AA playoffs. Wood finished his JMU tenure with a 23-22 record.

Wood began his coaching career in 1978 at Iowa,

his alma mater. In 1986, his second year at Wyoming, he became a staff colleague for the first time of Bob Bratkowski, the current Bengals offensive coordinator. Wood and Bratkowski were also together at Washington State in 1987-88, and from '89-91, Wood was running backs coach at the University of Miami with Bratkowski as the offensive coordinator. The Hurricanes, under head coach Dennis Erickson, won national titles in both '89 and '91.

A college running back and special teams player at Iowa from 1975-77, Wood is an Ohio native. He hails from Massillon, and attended Washington High School, where he was a standout running back and also a wrestler.

Wood and his wife, Rosa, have three children: Jerrel (born 1-9-73), Alex (9-5-73) and Natalie (4-4-86). Wood's birthdate is March 14, 1955.

PLAYING AND COACHING HISTORY — 1975-77: Played running back at Iowa. **1978:** Assistant coach (AC), Iowa. **1979-80:** AC, Kent State. **1981:** AC, Southern Illinois. **1982-84:** AC, Southern University. **1985-86:** AC, Wyoming. **1987-88:** AC, Washington State. **1989-92:** AC, Miami (Fla.). **1993-94:** AC Wake Forest. **1995-98:** Head coach, James Madison University. **1999-2002:** AC, Minnesota Vikings. **2003:** Joins Bengals as wide receivers coach.

KEN ZAMPESE — Quarterbacks



Ken Zampese joins the Bengals as quarterbacks coach in 2003, following three seasons in St. Louis in which he had an expanding role with the NFL's most prolific passing offense.

Zampese (pronounced "zam-PEE-zee") joined the Rams in 2000 as an offensive assistant and helped St. Louis lead the NFL with an average of 327.0 yards per game. He was promoted to wide receivers coach in 2001, and again the Rams led the league, averaging 291.4 yards. Last season, he added the title of passing game coach, and the Rams finished second in the league at 259.6 yards per game.

Zampese coached a pair of 1000-yard receivers in each of his two seasons as receivers coach. Torrey Holt gained 1363 yards in 2001 and 1302 yards last season, while Isaac Bruce had 1106 yards in '01 and 1075 in '02.

Coordinating the Rams' passing game to a No. 2 league ranking was no simple task last season, as injuries at the quarterback position led to nearly equal stints by three different players. Kurt Warner attempted 220 passes on the season, while Marc Bulger threw 214 and Jamie Martin threw 195.

Zampese began his NFL coaching career in 1998 as an offensive assistant with the Philadelphia Eagles under head coach Ray Rhodes. Zampese moved with Rhodes to Green Bay in 1999, also as an offensive assistant, before beginning his three-year stint with the Rams in 2000.

Prior to entering the NFL, Zampese coached for nine

years in the college ranks. He started as secondary coach at his alma mater, the University of San Diego, in 1989. He was graduate assistant secondary coach at the University of Southern California from 1990-91.

He then spent four years at Northern Arizona, as wide receivers coach from 1992-94 and as offensive coordinator in '95. In 1996 and '97, he was passing game coordinator and quarterbacks coach at Miami (Ohio). In 1997, Miami averaged 37.4 points per game.

Zampese played wide receiver and was a kickoff and punt returner at the University of San Diego from 1985-88. He was Special Teams Player of the Year as a senior. He earned an undergraduate degree in business from San Diego, and later received a master's degree in adult education from Southern California.

Zampese was born July 19, 1967, in Santa Maria, Calif. He attended the University of San Diego High School. He and his wife, Christine, have a daughter, Marina, and a son, Anthony. Ken's father, Ernie Zampese, was a longtime NFL offensive coordinator. Ernie Zampese coached on a Super Bowl winner with the 1995 Dallas Cowboys, and also coached for the Chargers, Rams and Patriots.

PLAYING AND COACHING HISTORY — 1985-88: Played wide receiver, kickoff returner and punt returner at University of San Diego. **1989:** Assistant coach (AC), University of San Diego. **1990-91:** AC, Southern California. **1992-94:** AC, Northern Arizona. **1995:** Offensive coordinator, Northern Arizona. **1996-97:** AC, Miami (Ohio). **1998:** AC, Philadelphia Eagles. **1999:** AC, Green Bay Packers. **2000-02:** AC, St. Louis Rams. **2003:** Joins Bengals as quarterbacks coach.

BOUNCING BACK

During the 2002 NFL regular season, there were 31 games in which teams came back from 10 point-or-more deficits to win, and a record 17 games in which clubs overcame fourth-quarter 10-point margins to win.

Eight of the 12 teams that made the playoffs in 2002 spent at least part of the season below .500. Six bounced back from season-opening losses to reach the playoffs. The Jets and Titans came back from 1-4 starts. Those eight teams shattered the record of five teams reaching the playoffs after being below .500 (1980 and '82).

A full-page background image of a football player in a red jersey with the number 28, running with the ball. The image is tinted with a red color overlay.

THE PLAYERS



BENGALS ROSTER — VETERANS

(As of July 6, 2003)

NO	NAME	POS	HT	WT	BORN	EXP	COLLEGE	HOMETOWN	HOW ACQ
71	ANDERSON, Willie	OT	6-5	340	7-11-75	8	Auburn	Whistler, Ala.	D1'96
33	ARMOUR, Julian	SS	6-0	220	7-10-76	5	Miami (Ohio)	Toledo, Ohio	W(Jax)'99
45	BECKETT, Rogers	FS	6-2	207	1-31-77	4	Marshall	Apopka, Fla.	W(S.D.)'03
36	BENNETT, Brandon	HB-KR	5-11	220	2-3-73	5	South Carolina	Taylors, S.C.	FA'98
74	BRAHAM, Rich	C-G	6-4	305	11-6-70	10	West Virginia	Morgantown, W.Va.	W(Ariz)'94
88	BREWER, Sean	TE	6-4	255	10-5-77	3	San Jose State	Riverside, Calif.	D3'01
21	BURRIS, Jeff	CB	6-0	190	6-7-72	10	Notre Dame	Rock Hill, S.C.	FA'02
92	CLEMONS, Duane	DE	6-5	275	5-23-74	8	California	Riverside, Calif.	FA'03
28	DILLON, Corey	HB	6-1	225	10-24-74	7	Washington	Seattle, Wash.	D2'97
10	DORSCH, Travis	P	6-6	221	9-4-79	2	Purdue	Bozeman, Mont.	D4'02
81	DUGANS, Ron	WR	6-2	205	4-27-77	4	Florida State	Tallahassee, Fla.	D3'00
41	EDMONDS, Chris	FB	6-3	250	1-1-78	2	West Virginia	Pittsburgh, Pa.	PS(Cin.)'02
83	FARMER, Danny	WR	6-3	215	5-21-77	4	UCLA	Los Angeles, Calif.	W(Pitt)'00
95	FOLEY, Steve	OLB	6-3	260	9-11-75	6	Northeast Louisiana	Little Rock, Ark.	D3a'98
99	GIBSON, Oliver	DT	6-2	310	3-15-72	9	Notre Dame	Chicago, Ill.	UFA(Pitt)'99
22	GLOVER, LaVar	CB	5-9	179	12-17-78	2	Cincinnati	Dayton, Ohio	PS(Det.)'02
63	GOFF, Mike	C-G	6-5	306	1-6-76	6	Iowa	Peru, Ill.	D3b'98
51	HARDY, Kevin	MLB	6-4	259	7-24-73	8	Illinois	Evansville, Ind.	UFA(Dall.)'03
8	HARRIS, Nick	P	6-2	218	7-23-78	3	California	Avondale, Ariz.	W(Den.)'01
27	HAWKINS, Artrell	CB	5-10	190	11-24-76	6	Cincinnati	Johnstown, Pa.	D2'98
84	HOUSHMANDZADEH, T.J.	WR-PR	6-1	197	9-26-77	3	Oregon State	Barstow, Calif.	D7'01
26	JAMES, Tory	CB	6-2	186	5-18-73	8	Louisiana State	Marrero, La.	FA'03
85	JOHNSON, Chad	WR	6-1	192	1-9-78	3	Oregon State	Miami, Fla.	D2'01
50	JOHNSON, Riall	OLB	6-3	243	4-20-78	3	Stanford	Lynnwood, Wash.	D6'01
32	JOHNSON, Rudi	HB	5-10	220	10-1-79	3	Auburn	Eltrick, Va.	D4'01
76	JONES, Levi	OT	6-5	310	8-24-79	2	Arizona State	Eloy, Ariz.	D1'02
34	KAESVIHARN, Kevin	FS	6-1	194	8-29-76	3	Augustana (S.D.)	Lakeville, Minn.	PS(Cin.)'01
82	KELLY, Reggie	TE	6-4	255	2-22-77	5	Mississippi State	Aberdeen, Miss.	UFA(Atl.)'03
3	KITNA, Jon	QB	6-2	220	9-21-72	7	Central Washington	Tacoma, Wash.	UFA(Sea.)'01
47	LEVELS, Dwayne	MLB	6-2	248	5-9-79	1	Oklahoma State	Richardson, Texas	PS(Cin.)'02
18	LEVERETTE, Kwazeon	WR	6-1	195	12-3-75	1	Syracuse	Yonkers, N.Y.	FA'03
77	LEYVA, Victor	G-T	6-4	307	12-18-77	3	Arizona State	Porterville, Calif.	D5'01
44	MANUEL, Marquand	SS	6-0	209	7-11-79	2	Florida	Miami, Fla.	D6'02
6	MATTHEWS, Shane	QB	6-3	199	6-1-70	10	Florida	Pascagoula, Miss.	FA'03
93	MONDS, Mario	DT	6-3	325	11-10-76	3	Cincinnati	Fort Pierce, Fla.	W(Wash.)'01
37	MYLES, Reggie	CB	5-11	185	10-10-79	2	Alabama	Pascagoula, Miss.	PS(Cin.)'02
72	O'DWYER, Matt	G	6-5	305	9-1-72	9	Northwestern	Lincolnshire, Ill.	UFA(NYJ)'99
91	POWELL, Carl	DE-DT	6-2	285	1-4-74	5	Louisville	Detroit, Mich.	UFA(Wash.)'03
5	RACKERS, Neil	K	6-0	205	8-16-76	4	Illinois	St. Louis, Mo.	D6'00
79	REHBERG, Scott	G	6-8	325	11-17-73	7	Central Michigan	Kalamazoo, Mich.	FA'00
46	RODRIGUEZ, Tito	OLB	6-0	248	8-16-79	1	Central Florida	Lehigh Acres, Fla.	CFA'02
20	ROMAN, Mark	FS	5-11	200	3-26-77	4	Louisiana State	New Iberia, La.	D2'00
57	ROSS, Adrian	OLB	6-2	245	2-19-75	6	Colorado State	San Jose, Calif.	CFA'98
48	ST. LOUIS, Brad	LS-TE	6-3	247	8-19-76	4	SW Missouri State	Belton, Mo.	D7'00
89	SCHOBEL, Matt	TE	6-5	257	11-4-78	2	TCU	Columbus, Texas	D3'02
56	SIMMONS, Brian	OLB	6-3	244	6-21-75	6	North Carolina	New Bern, N.C.	D1b'98
43	SMITH, Derek	TE	6-4	263	10-1-80	1	Kentucky	Silver Grove, Ky.	FA'02
90	SMITH, Justin	DE	6-4	270	9-30-79	3	Missouri	Holt's Summit, Mo.	D1'01
68	SMITH, Ron	DT	6-3	308	8-18-78	2	Lane College	St. Louis, Mo.	PS(Cin.)'02
59	SPEARMAN, Armegis	OLB	6-2	251	4-5-78	4	Mississippi	Bruce, Miss.	CFA'00
70	STEELE, Glen	DT	6-4	300	10-4-74	6	Michigan	Ligonier, Ind.	D4'98
86	STEWART, Tony	TE	6-5	260	8-9-79	3	Penn State	Allentown, Pa.	PS(Phil.)'02
66	SZALAY, Thatcher	G	6-4	303	1-18-79	2	Montana	Whitefish, Mont.	CFA'02
24	THOMPSON, Lamont	FS	6-1	220	7-30-78	2	Washington State	Richmond, Calif.	D2'02
97	THORNTON, John	DT	6-3	297	10-2-76	5	West Virginia	Philadelphia, Pa.	UFA(Tenn.)'03
80	WARRICK, Peter	WR-PR	5-11	195	6-19-77	4	Florida State	Bradenton, Fla.	D1'00
94	WILLIAMS, Tony	DT	6-2	296	7-9-75	7	Memphis	Memphis, Tenn.	UFA(Minn.)'01
55	WILSON, Reinard	DE	6-2	265	12-17-73	7	Florida State	Lake City, Fla.	D1'97
35	WITHERSPOON, Terry	FB	5-11	259	8-22-77	1	Clemson	Monroe, N.C.	FA'03

CFA — College Free Agent; D — Draft; FA — Veteran Free Agent (Released); PS — Practice Squad; RFA — Restricted Free Agent; T — Trade; UFA — Unrestricted Free Agent; W — Waivers

BENGALS ROSTER — ROOKIES

(As of July 6, 2003)

NO	NAME	POS	HT	WT	BORN	COLLEGE	HOMETOWN	HOW ACQ
53	ABDULLAH, Khalid	OLB	6-2	227	3-6-79	Mars Hill	Jacksonville Beach, Fla.	D5'03
15	ADKISSON, James	WR	6-4	230	1-11-80	South Carolina	St. Louis, Mo.	CFA'03
69	BLAIR, Ja'Waren	DT	6-6	288	5-13-80	East Carolina	Winston-Salem, N.C.	CFA'03
12	BORDERS, Chesley	WR	6-0	195	8-4-80	North Carolina	Shelby, N.C.	CFA'03
38	JACKSON, Ray	HB	6-1	227	8-1-78	Cincinnati	Indianapolis, Ind.	FA'03
73	JOHNSON, Belton	OT	6-6	303	7-23-80	Mississippi	Coffeeville, Miss.	CFA'03
64	JOHNSON, Garry	OT	6-3	293	7-25-79	Arkansas State	Texarkana, Texas	CFA'03
31	JOHNSON, Jeremi	FB	5-11	265	9-4-80	Western Kentucky	Louisville, Ky.	D4b'03
4	JONES, Tommy	QB	6-3	231	8-3-79	Indiana	Eaton, Ohio	CFA'03
75	KOOISTRA, Scott	OT	6-6	320	10-14-80	North Carolina State	Cary, N.C.	D7a'03
58	MCQUIVEY, Dustin	C	6-3	299	3-27-78	Utah	Bountiful, Utah	CFA'03
40	MOORE, Deloise	SS	5-11	208	6-12-81	Troy State	St. Martin, Miss.	CFA'03
60	MOORE, Langston	DT	6-1	303	7-17-81	South Carolina	Charleston, S.C.	D6'03
9	PALMER, Carson	QB	6-5	230	12-27-79	Southern California	Laguna Hills, Calif.	D1'03
67	PATTERSON, Elton	DE	6-2	271	6-13-81	Central Florida	Tallahassee, Fla.	D7b'03
30	ROBERTS, Terrell	CB	5-10	197	4-7-81	Oregon State	Richmond, Calif.	CFA'03
65	STEINBACH, Eric	G	6-6	297	4-4-80	Iowa	Lockport, Ill.	D2'03
52	THOMAS, Rodney	ILB	6-0	230	10-16-80	Clemson	Dublin, Ga.	CFA'03
42	TUCKER, Maurice	CB	5-11	185	11-10-79	South Florida	Bartow, Fla.	CFA'03
87	WASHINGTON, Kelley	WR	6-3	218	8-21-79	Tennessee	Stephens City, Va.	D3'03
23	WEATHERSBY, Dennis	CB	6-1	204	6-16-80	Oregon State	Duarte, Calif.	D4a'03
16	ZIESEL, Adam	WR	6-2	194	4-16-81	Missouri Western	St. Joseph, Mo.	CFA'03

CFA — College Free Agent; D — Draft; FA — Free Agent

BENGALS NUMERICAL ROSTER

(As of July 6, 2003)

3	Jon Kitna	QB	42	Maurice Tucker	CB	76	Levi Jones	OT
4	Tommy Jones	QB	44	Derek Smith	TE	77	Victor Leyva	G-T
5	Neil Rackers	K	43	Marquand Manuel	SS	79	Scott Rehberg	G
6	Shane Matthews	QB	45	Rogers Beckett	FS	80	Peter Warrick	WR-PR
8	Nick Harris	P	46	Tito Rodriguez	OLB	81	Ron Dugans	WR
9	Carson Palmer	QB	47	Dwayne Levels	MLB	82	Reggie Kelly	TE
10	Travis Dorsch	P	48	Brad St. Louis	LS-TE	83	Danny Farmer	WR
12	Chesley Borders	WR	50	Riall Johnson	OLB	84	T.J. Houshmandzadeh	WR-PR
15	James Adkisson	WR	51	Kevin Hardy	MLB	85	Chad Johnson	WR
16	Adam Ziesel	WR	52	Rodney Thomas	ILB	86	Tony Stewart	TE
18	Kwazeon Leverette	WR	53	Khalid Abdullah	OLB	87	Kelley Washington	WR
20	Mark Roman	FS	55	Reinard Wilson	DE	88	Sean Brewer	TE
21	Jeff Burris	CB	56	Brian Simmons	OLB	89	Matt Schobel	TE
22	LaVar Glover	CB	57	Adrian Ross	OLB	90	Justin Smith	DE
23	Dennis Weathersby	CB	58	Dustin McQuivey	C	91	Carl Powell	DE-DT
24	Lamont Thompson	FS	59	Armegis Spearman	OLB	92	Duane Clemens	DE
26	Tory James	CB	60	Langston Moore	DT	93	Mario Monds	DT
27	Artrell Hawkins	CB	63	Mike Goff	C-G	94	Tony Williams	DT
28	Corey Dillon	HB	64	Garry Johnson	OT	95	Steve Foley	OLB
30	Terrell Roberts	CB	65	Eric Steinbach	G	97	John Thornton	DT
31	Jeremi Johnson	FB	66	Thatcher Szalay	G	99	Oliver Gibson	DT
32	Rudi Johnson	HB	67	Elton Patterson	DE			
33	JoJuan Armour	SS	68	Ron Smith	DT			
34	Kevin Kaesviharn	FS	69	Ja'Waren Blair	DT			
35	Terry Witherspoon	FB	70	Glen Steele	DT			
36	Brandon Bennett	HB-KR	71	Willie Anderson	OT			
37	Reggie Myles	CB	72	Matt O'Dwyer	G			
38	Ray Jackson	HB	73	Belton Johnson	OT			
40	Deloise Moore	SS	74	Rich Braham	C-G			
41	Chris Edmonds	FB	75	Scott Kooistra	OT			

BENGALS DEPTH CHART

(As of July 6, 2003)

OFFENSE

WR	80 - Peter Warrick	87 - <u>Kelley Washington</u>	81 - Ron Dugans
			16 - <u>Adam Ziesel</u>
LOT	76 - Levi Jones	77 - Victor Leyva	12 - <u>Chesley Borders</u>
LG	65 - <u>Eric Steinbach</u>	79 - Scott Rehberg	64 - <u>Garry Johnson</u>
C	63 - Mike Goff	66 - Thatcher Szalay	
RG	72 - Matt O'Dwyer	74 - Rich Braham	58 - <u>Dustin McQuivey</u>
ROT	71 - Willie Anderson	75 - <u>Scott Kooistra</u>	73 - <u>Belton Johnson</u>
TE	82 - Reggie Kelly	89 - Matt Schobel	86 - Tony Stewart
			88 - Sean Brewer
WR	85 - Chad Johnson	84 - T.J. Houshmandzadeh	43 - <u>Derek Smith</u>
			48 - Brad St. Louis
QB	3 - Jon Kitna	6 - Shane Matthews	83 - Danny Farmer
			15 - <u>James Adkisson</u>
HB	28 - Corey Dillon	36 - Brandon Bennett	18 - <u>Kwazeon Leverette</u>
			9 - <u>Carson Palmer</u>
FB	41 - Chris Edmonds	35 - <u>Terry Witherspoon</u>	4 - <u>Tommy Jones</u>
			32 - Rudi Johnson
			38 - <u>Ray Jackson</u>
			31 - <u>Jeremi Johnson</u>

DEFENSE

LDE	91 - Carl Powell	92 - Duane Clemons	69 - <u>Ja'Waren Blair</u>
LDT	97 - John Thornton	70 - Glen Steele	68 - Ron Smith
RDT	91 - Tony Williams	99 - Oliver Gibson	96 - <u>Langston Moore</u>
RDE	90 - Justin Smith	55 - Reinard Wilson	93 - Mario Monds
SLB	95 - Steve Foley	57 - Adrian Ross	67 - <u>Elton Patterson</u>
MLB	51 - Kevin Hardy	47 - <u>Dwayne Levels</u>	50 - Riall Johnson
WLB	56 - Brian Simmons	59 - Armegis Spearman	52 - <u>Rodney Thomas</u>
			46 - <u>Tito Rodriguez</u>
LCB	21 - Jeff Burris	27 - Artrell Hawkins	53 - <u>Khalid Abdullah</u>
			37 - Reggie Myles
RCB	26 - Tory James	22 - LaVar Glover	30 - <u>Terrell Roberts</u>
			23 - <u>Dennis Weathersby</u>
SS	44 - Marquand Manuel	33 - JoJuan Armour	42 - <u>Maurice Tucker</u>
FS	20 - Mark Roman	34 - Kevin Kaesviharn	40 - <u>DeLoise Moore</u>
			24 - Lamont Thompson
			45 - Rogers Beckett

SPECIALTY

P	8 - Nick Harris	10 - Travis Dorsch	
K	5 - Neil Rackers	10 - Travis Dorsch	
H	8 - Nick Harris	10 - Travis Dorsch	
KO	5 - Neil Rackers	10 - Travis Dorsch	
KOR	36 - Brandon Bennett	38 - <u>Ray Jackson</u>	87 - <u>Kelley Washington</u>
PR	80 - Peter Warrick	84 - T.J. Houshmandzadeh	21 - Jeff Burris
LS	48 - Brad St. Louis	89 - Matt Schobel	95 - Steve Foley

Rookies & first-year players are underlined.

VETERAN PLAYER BIOGRAPHIES

OT



WILLIE ANDERSON



71

Ht: 6-5 **Wt:** 340

College: Auburn

8th year in NFL

2002 Games-Starts: 16-16; **Career Games-Starts:** 110-104

Acquired: D1 '96 (10th overall)

Born: 7-11-75

A dominating and durable player on the Bengals line for the last seven seasons, Anderson returns in 2003 after earning first alternate status for the AFC Pro Bowl squad for the second straight year ... For the sixth straight season, he was the ROT for a campaign of 1100 or more rushing yards by HB Corey Dillon ... Graded "outstanding" (90% or better) in 11 of 16 games, hitting the 11 mark for the second straight year and leading the line for the second year in a row ... Supported 240-yard rushing output in victory Dec. 22 vs. New Orleans, team's highest rushing total since 12-3-00 ... Was on starting offensive line for top individual rushing game in NFL history, 278 yards by Dillon vs. Denver in 2000.

2002 PARTICIPATION: Started every game at ROT for third straight year ... His 48 consecutive starts tie him with HB Corey Dillon for longest streak of consecutive Bengals starts on current team (last game he missed was final game in 1999) ... Anderson played 99.3% of the offensive snaps (1049 of 1056) in 2002, second-most snaps on the offensive unit ... Has played 110 of a possible 112 games in his career, and his 110 Bengals games played and 104 Bengals starts are the most on the current roster ... Played his 100th Bengals game Oct. 13 vs. Pittsburgh, and started his 100th Bengals game Dec. 1 vs. Baltimore.

2002 HIGHLIGHTS: Contributed to streak of six straight games by offense of 350 or more yards (Games 7-12), longest such streak since 1986 Bengals had 10 ... Aided Dillon's 108-yard rushing game Sept. 15 at Cleveland and graded 97% ... Suffered right hamstring and left shoulder strains Sept. 29 vs. Tampa Bay, but played Oct. 6 at Indianapolis and helped Dillon rush for season-high 164 yards, posting 93% grade ... Aided Dillon's 138-yard rushing day Oct. 27 vs. Tennessee and contributed to offense's first performance on the season of no sacks allowed ... Graded 98% on Nov. 3 at Houston, tying the season-high grade by a Bengals offensive lineman in 2002, and supported 390-yard output while contributing to the offense's second straight game with no sacks allowed ... Supported Dillon's 102-yard rushing day Nov. 10 at Baltimore ... Supported 350-yard offensive output Nov. 17 vs. Cleveland, grading 92% ... Helped offense to 352-yard output Nov. 24 at Pittsburgh as offense allowed only 1 sack ... Blocked for 381-yard output Dec. 1 vs. Baltimore, as offense allowed only 1 sack for the third straight game and posted 350 or more yards offense for the sixth straight game ... Blocked for the offense's 340-

yard output Dec. 8 at Carolina ... Helped the offense generate 300 yards Dec. 15 vs. Jacksonville, as the line contributed to the offense's eighth straight game with at least 300 yards ... Supported season-high 423-yard output Dec. 22 vs. New Orleans, including a 240-yard rushing total that was Cincinnati's highest since Dec. 3, 2000 ... Helped the offense accumulate 317 total yards in the season finale at Buffalo ... The Buffalo game marked the 10th straight of 300 or more total yards for the offense, and eight of those 10 were 340 or more.

PREVIOUS SEASONS — 1996: Drafted by Bengals in first round (10th overall) ... Signed Aug. 5, missing first three weeks of training camp and first pre-season game ... Preseason play was limited to Game 2, Aug. 10 at Arizona, as he missed final two games with knee and ankle injuries suffered against Cardinals ... Played as reserve for Games 1-6 of regular season, and started Games 7-16 at RT ... Named to NFL All-Rookie teams by *Football News* and by *College & Pro Football Newsweekly* ... Led team in coaches' ratings with 24 "pancake" blocks, though he played only the fifth-most snaps among offensive linemen ... Credited by coaches with 4 pancakes and overall dominant run blocking in his first NFL start, Oct. 20 at San Francisco ... Had 4 pancakes Nov. 3 at Baltimore, and threw a key block on Ki-Jana Carter 1-yard TD run that began biggest road comeback in Bengals history (from 21-3 deficit to 24-21 win) ... Buried Pittsburgh safety Randy Fuller in open field to key Eric Bieniemy's 33-yard TD run Nov. 10 vs. Pittsburgh, longest run of Bengals' season ... Had 2 pancakes Dec. 22 vs. Indianapolis before knee bruise forced him out of game. **1997:** Started every game at RT, though he was switched back to LT for portions of Games 1-2 when offense had pass-protection problems on left side ... Played every game for second straight season ... Ranked third on offense with 950 scrimmage snaps (95% of total) ... Earned offensive Game Ball from coaches for his performance Dec. 14 vs. Dallas, when Bengals rushed for 157 yards, passed for 262 and allowed only 1 sack ... Only offensive lineman to be awarded an individual Game Ball in '97 ... Shared offensive Game Ball with other members of offensive line for aiding Corey Dillon's 246-yard rushing effort Dec. 4 vs. Tennessee ... Threw crushing block on an Oilers LB to spring Dillon for 31-yard TD run vs. Tennessee ... Flagged for only 1 penalty all season ... Ranked second on line to Rich Braham with 32 "pancake" blocks ... Graded "excellent" (90% or better) by coaches in six games.

VETERANS

1998: Played every game for third year in a row ... Led line in coaches' compilation of "pancake" blocks (14) ... Had a top performance Sept. 20 vs. Green Bay, battling Reggie White, as the Packer All-Pro was held to 2 tackles (1 solo) and no sacks ... Had 5 pancakes, single-game Bengals high for '98, on Nov. 15 at Minnesota ... Graded "excellent" (90% or better) in four games. **1999:** Injuries stalled Anderson for the first time in his career, as he missed two games ... His start on Nov. 14 vs. Tennessee was his 52nd straight, and at that point he had played in all 58 games of his Bengals career; but he suffered a right foot sprain vs. Tennessee, and was active but DNP Nov. 21 vs. Baltimore ... Returned to action Nov. 28 vs. Pittsburgh, the start of three-game Cincinnati win streak ... Made his 14th start of season Dec. 26 at Baltimore, but suffered left ankle sprain and left knee strain, and was on inactive list for season finale Jan. 2 at Jacksonville ... Credited with 15 pancake blocks, highest ratio per snap on the line ... Joined other offensive line starters in earning coaches' offensive Game Ball after 459-yard output Dec. 12 vs. Cleveland ... Flagged for only two penalties all season (one holding; one false start) ... Graded 100% in three games — Nov. 14 vs. Tennessee, Dec. 12 vs. Cleveland and Dec. 26 at Baltimore; only offensive lineman to post 100% grade in any game ... Paved way for 192 yards rushing for Dillon in victory Dec. 12 vs. Cleveland; total rushing offense for the game of 279 yards was second-most to that point in team history. **2000:** Started every game despite suffering a string of injuries ... Finished third on the offense with 898 total snaps, 89.7% of total ... Saw reduced playing time Oct. 1 vs. Miami due to knee and hamstring injuries ... Battled through sore back in November ... Sidelined by right ankle sprain in second quarter Dec. 10 at Tennessee, but came back to play every snap Dec. 17 vs. Jacksonville ... Missed second half of season finale Dec. 24 at Philadelphia due to thigh bruise ... Graded "outstanding" (93%) in victory Oct. 22 vs. Denver, playing every offensive snap as HB Corey Dillon rushed for NFL-record 278 yards ... Helped spark team to a club-record 407 rushing yards vs. Broncos ... Led line in film reviews for the season with 16 "dominating blocks" (DB) ... Credited with 7 DB, most by any Bengal in a game all season, in Dec. 3 win vs. Arizona ... His effort vs. Arizona supported 216-yard rushing day by Dillon, third-highest in team history, and 292-yard day by the team, also third in club annals ... Extra effort pushed him to coaching grades above 100% in two games — 106% Nov. 12 at Dallas and 103% Dec. 3 vs. Arizona ... Coaches rated his effort "inspiring" on Dec. 17 vs. Jacksonville, as he played every snap in upset victory after missing practice all week due to ankle sprain suffered Dec. 10 at Tennessee; graded 94% vs. Jaguars. **2001:** As a pass blocker, helped Bengals to fourth-best performance in team history in sacks allowed (28) ... Led the line in coaches' ratings for dominating blocks (14) ... Finished third on offense with 1033 snaps played (of 1071 total) ... Helped power HB Corey Dillon to 1315 rushing yards, second-most by a rusher in team history ... Credited with 5 dominating blocks, most by a Bengal in a game all season, in season-opening win Sept. 9 vs. New England ... Graded 105% vs. Patriots, highest grade by a Bengal all season ... Blocked for Dillon's 140-yard performance Oct. 14 vs. Cleveland, and line allowed no sacks in victory over

Browns ... Excelled on Oct. 28 at Detroit, grading 92% as Bengals gained 412 yards (224 rushing, 188 passing), with QB Jon Kitna sacked only once and Dillon rushing for Bengals road-record 184 yards ... Graded 100% while playing every snap Dec. 2 vs. Tampa Bay ... Graded 91% Dec. 23 at Baltimore as Corey Dillon rushed for 127 yards, the first 100-yard game by an individual against the Ravens in 51 games ... Helped line pave the way in Dec. 30 overtime win vs. Pittsburgh for 544 total net yards, grading 94% as team posted 11th-highest yardage figure in Bengals history and the most since a 582-yard effort on Oct. 7, 1990 at the L.A. Rams ... Played every snap Jan. 6 at Tennessee as line allowed only 1 sack and underwrote a 436-yard day (336 passing, 100 rushing) ... Supported 980-yard offensive output in the final two games, most by Bengals in consecutive games since 1012 yards in Games 13-14 of 1997.

COLLEGE: Helped lead Auburn to 20-1-1 record in 1994 and '95 and to first 5000-yard offensive season in school history (5049 in '95) ... Entered draft after junior season ... Marked himself as a top prospect with an outstanding sophomore season performance against Florida star DE Kevin Carter, who was No. 6 overall pick in the following spring's draft ... Second-team All-American selection by *Associated Press* as a junior, when he was credited with 76 knockdown blocks ... Cited for only 20 missed assignments in 1356 snaps over final two seasons ... Started as true freshman in 1993.

CAPTAIN OF CARING: Anderson is one of the Bengals' most active players in civic and charitable endeavors, and was the team's nominee for the NFL Man of the Year Award in 2000, '01 and '02. He hosts annual Christmas parties for Boys and Girls Clubs and regularly donates Bengals game tickets in his private suite to underprivileged children. He also sponsors dinners for homeless persons in Cincinnati and in Alabama, supports Christmas and Halloween parties at Cincinnati Children's Hospital, and is a Little League football sponsor.

PERSONAL: Hometown is Whistler, Ala. ... Played at Vigor High School in Mobile, Ala., where he was an All-America first-team selection by *Parade Magazine* and *USA Today* ... Has a son, Jair (9-21-97) ... Hobbies include reading, playing basketball, piano playing, traveling, yacht racing, skydiving, wine tasting and whitewater rafting ... Owns a real estate and music managing company, "Think B.I.G. Inc." ... Marketing education major at Auburn ... Wears biggest shoe size (19-EEE) in Bengals history ... Full name is Willie Aaron Anderson.

WILLIE ANDERSON'S STATISTICS

YEAR	TEAM	GAMES	STARTS
1996	Cincinnati	16	10
1997	Cincinnati	16	15
1998	Cincinnati	16	16
1999	Cincinnati	14	14
2000	Cincinnati	16	16
2001	Cincinnati	16	16
2002	Cincinnati	16	15
CAREER		110	104



Ht: 6-0 **Wt:** 220
College: Miami (Ohio)
5th year in NFL

2002 Games-Starts: 16-8; **Career Games-Starts:** 38-19

Acquired: W (Jax.) '99

Born: 7-10-76

Ohio native from nearby Miami University enters his fifth NFL season in 2003, having spent most of the last two years as Bengals' starting strong safety ... Ranked ninth on last year's team in tackles with 61 (45 solo), and ranked fourth with 6 passes broken up ... Had the Bengals' only blocked kick of the season and ranked tied for sixth in special teams tackles (10) ... Has the most total games (38) and starts (19) among the nine players from Miami University who have played for the Bengals.

2002 PARTICIPATION: Ran his streak of consecutive games played to 34 ... Started at SS in Games 2-3 and 11-16 ... Ranked fifth on special teams in snaps with 208.

2002 HIGHLIGHTS: Blocked a field goal and had 2 tackles in victory Nov. 3 at Houston ... His second-quarter block of Houston kicker Kris Brown's 46-yard FG attempt preserved a 17-3 Bengals lead and was the first blocked FG or punt for the Bengals since 1999 ... Finished second on the team with personal season-high of 10 tackles (8 solo) Dec. 1 vs. Baltimore, and added 1 tackle on special teams ... Made his first start of the season Sept. 15 at Cleveland and had 8 tackles, 2 passes broken up, and 1 special teams tackle ... Had 5 tackles on defense and 1 on special teams Sept. 29 vs. Tampa Bay ... Led all starters in the secondary with 6 tackles (4 solo) Dec. 8 at Carolina ... Finished with 4 tackles (3 solo) and 2 passes defended in victory Dec. 22 vs. New Orleans ... Closed season with 6 tackles (3 solo) Dec. 29 at Buffalo.

PREVIOUS SEASONS — 1999: Drafted by Oakland Raiders in seventh round (224th overall) ... Played in preseason with Raiders ... Acquired by Jacksonville on waivers Sept. 6 ... On Jacksonville inactive list for Games 1-2 of regular season ... Acquired by Bengals on waivers Sept. 21 ... On Bengals inactive list Sept. 26 at Carolina, and played for Cincinnati on special teams Oct. 3 vs. St. Louis and Oct. 10 at Cleveland ... Waived Oct. 15; re-signed Oct. 16 to Bengals practice squad ... Re-signed to Bengals 53-player roster Dec. 16 ... On Bengals inactive list for Games 15-16. **2000:** Opened training camp as SS, then moved to OLB during second week of regular season (returned to SS for 2001) ... Suffered groin pull early in training camp and missed first three preseason games ... Waived Aug. 27, and signed Aug. 28 to Bengals

practice squad ... On practice squad for Games 1-4, and signed Oct. 2 to Bengals 53-player roster ... Played on Oct. 8 vs. Tennessee (no statistics) and Oct. 15 at Pittsburgh, but suffered sprained big toe in Steelers game and was on inactive list for next eight games ... Returned to action for games Dec. 17 vs. Jacksonville and Dec. 24 at Philadelphia. **2001:** Played every game for the first season in his career ... Assumed No. 1 SS role for the final 12 games (coaches' decision), beginning with Game 5, Oct. 14 vs. Cleveland ... Finished fifth on team in tackles (77) ... Also a major contributor on special teams, tying for fourth with 15 tackles ... His 5 passes broken up ranked tied for third ... Made first NFL start Oct. 14 vs. Cleveland, promoted to starting SS role as Cory Hall moved from SS to FS and Chris Carter surrendered starting FS role ... Had 4 tackles (2 solo) in win over Browns ... Had 7 tackles (3 solo) Oct. 21 vs. Chicago ... Tied for second on defense with 8 tackles (5 solo) Nov. 18 vs. Tennessee ... Led the secondary with career-high 11 tackles (8 solo) and had 1 pass broken up Dec. 2 vs. Tampa Bay ... Had 8 tackles (2 solo) and broke up a pass Dec. 30 vs. Pittsburgh ... Played in spring 2001 for Barcelona in NFL Europe, helping Dragons reach the World Bowl title game.

COLLEGE: Four-year letterman at Miami, and was named Mid-American Conference Defensive Player of the Year as a linebacker in both his junior and senior seasons (1997 and '98) ... Played in all 44 games of his Miami career, with 37 starts ... Closed his career ranked 10th all-time at Miami with 396 tackles ... Captain of a 10-1 team as a senior, and led the club with 16 tackles-for-loss, for 66 yards ... Recipient of the John Baumes Award as Miami's outstanding freshman for the 1995 season.

PERSONAL: Hometown is Toledo, Ohio ... Four-year starter as LB and RB at Toledo's Central Catholic High School; left school as the only four-year varsity starter in school history ... Married (wife Myriah), with a son, Jaiden Kenneth (born 10-30-02) ... Hobbies include movies and gatherings with family and friends ... Social studies education major at Miami ... Is the founder and president of the Care for Kids Foundation, organized to aid the needs of underprivileged children and families; the foundation provides service through projects such as camps, community service and scholarship programs ... Name is pronounced "juh-WAHN AR-mur."

(continued)

JoJUAN ARMOUR'S STATISTICS

			Defense						Interceptions					Scoring					
YEAR	TEAM	G-S	ST	AT	TT	SKS-YDS	PBU	FF	FR-YDS	NO	YDS	AVG	LG	TD	TD	Int	FR	S	PTS
1999	Jacksonville	0-0				DID NOT PLAY*													
	Cincinnati	2-0	0	0	0	0-0	0	0	0-0	—	—	—	—	—	—				
2000	Cincinnati	4-0	0	0	0	0-0	0	0	0-0	—	—	—	—	—	—				
2001	Cincinnati	16-11	36	41	77	0-0	5	0	0-0	—	—	—	—	—	—				
2002	Cincinnati	16-8	45	16	61	0-0	6	0	0-0	—	—	—	—	—	—				
CAREER		38-19	81	57	138	0-0	11	0	0-0	—	—	—	—	—	—				

		Special Teams								Kickoff Returns						Punt Returns								
YEAR	TEAM	ST	AT	TT	FF	FR-			BP	BFG	BXP	NO	YDS	AVG	FC	LG	TD	NO	YDS	AVG	FC	LG	TD	
						YDS	BP	BFG																
2000	Cincinnati	1	0	1	0	0-0	0	0	0	—	—	—	—	—	—	—	—	—	—	—	—	—	—	—
2001	Cincinnati	15	0	15	0	0-0	0	0	0	—	—	—	—	—	—	—	—	—	—	—	—	—	—	—
2002	Cincinnati	10	0	10	0	0-0	0	1	0	—	—	—	—	—	—	—	—	—	—	—	—	—	—	—
CAREER		26	0	26	0	0-0	0	1	0	—	—	—	—	—	—	—	—	—	—	—	—	—	—	—

*NOTE: Armour was inactive for two games with Jacksonville in 1999.

— ARMOUR'S 2002 GAME-BY-GAME DEFENSIVE STATISTICS —

DATE	OPPONENT	ST	AT	TT	SKS-YDS	INT-YDS	PBU	FF	FR-YDS
9-8	SAN DIEGO	0	0	0	0-0	0-0	0	0	0-0
9-15	at Cleveland	8	0	8	0-0	0-0	2	0	0-0
9-22	at Atlanta	2	1	3	0-0	0-0	0	0	0-0
9-29	TAMPA BAY	4	1	5	0-0	0-0	0	0	0-0
10-6	at Indianapolis	1	1	2	0-0	0-0	1	0	0-0
10-13	PITTSBURGH	0	0	0	0-0	0-0	0	0	0-0
10-20	—BYE—								
10-27	TENNESSEE	0	0	0	0-0	0-0	0	0	0-0
11-3	at Houston	2	0	2	0-0	0-0	0	0	0-0
11-10	at Baltimore	3	1	4	0-0	0-0	0	0	0-0
11-17	CLEVELAND	1	0	1	0-0	0-0	0	0	0-0
11-24	at Pittsburgh	4	0	4	0-0	0-0	0	0	0-0
12-1	BALTIMORE	8	2	10	0-0	0-0	0	0	0-0
12-8	at Carolina	4	2	6	0-0	0-0	0	0	0-0
12-15	JACKSONVILLE	2	4	6	0-0	0-0	1	0	0-0
12-22	NEW ORLEANS	3	1	4	0-0	0-0	2	0	0-0
12-29	at Buffalo	3	3	6	0-0	0-0	0	0	0-0
TOTALS		45	16	61	0-0	0-0	6	0	0-0

FS



ROGERS BECKETT



45

Ht: 6-2 Wt: 207

College: Marshall

4th year in NFL

2002 Games-Starts: 16-10 (S.D.); Career Games-Starts: 48-29

Acquired: W (S.D.) '03

Born: 1-31-77

Beckett was San Diego's top pick in the 2000 NFL Draft, taken in the second round (43rd overall), and he played in all 48 Chargers games the last three seasons, with 29 starts ... He started the Chargers' first 10 games last season, but eventually lost his starting spot under new head coach Marty Schottenheimer, and he was acquired by Cincinnati on waivers on 6-11-03 ... Started every game in 2001 under head coach Mike Riley and finished third on the team in tackles (93).

2002 PARTICIPATION: Started Games 1-10 at FS, running his Chargers streak to 29 consecutive starts ...

Replaced by Keith Lyle in starting role and saw action as a reserve in Games 11-16.

2002 HIGHLIGHTS: Finished the year with 34 tackles (32 solo) for Chargers, plus 2 passes defended and a forced fumble ... Also credited with 5 special teams tackles ... Played a key role in victory Sept. 15 vs. Houston with 6 tackles, a forced fumble and 2 passes defended ... Also had 6 tackles in win Sept. 22 at Arizona ... On Oct. 6 at Denver, Beckett's hit on Broncos TE Patrick Hape jarred the ball loose and resulted in an interception by Rodney Harrison ... Had 2 special teams tackles in overtime win

Dec. 1 vs. Denver, and also had 2 special teams stops on Dec. 15 at Buffalo.

PREVIOUS SEASONS – 2000: Drafted by San Diego in second round (43rd overall) ... Signed on July 24 ... Played in every game, and moved into the starting lineup for the final three contests ... Finished with 39 tackles, a sack, an interception and 2 passes defended ... Ranked third in special teams tackles (10) ... Recorded first NFL sack Sept. 17 at Kansas City, dropping Elvis Grbac for 3-yard loss ... Had first career INT on Nov. 19 at Denver, against Gus Frerotte ... Made first NFL start Dec. 10 at Baltimore and logged a season-high 11 tackles. **2001:** Started all 16 Chargers games, and his 93 tackles were bettered only by SS Rodney Harrison (108) and LB Junior Seau (96) ... Beckett also was third in solo tackles (72) ... Recorded a forced fumble, a fumble recovery and 5 passes defended ... Had 10 tackles Oct. 14 at New England and 11 stops Nov. 11 at Denver ... Had career-high

13 tackles Nov. 4 vs. Kansas City ... Recorded season-high 3 passes defended Dec. 9 at Philadelphia ... Intercepted a Trent Green pass Dec. 23 at Kansas City, with 8-yard return.

COLLEGE: Three-time All-Mid-American Conference selection at Marshall, and earned third-team All-America honors from *The Sporting News* as a senior ... Three-year starter at free safety ... Had 311 career tackles and 11 INTs ... Team captain as a senior, and had 2 INTs in his final college game, in Motor City Bowl vs. Brigham Young.

PERSONAL: Hometown is Apopka, Fla. ... Earned all-county honors in football at Apopka High School ... Earned degree in political science at Marshall, and has done work toward a master's degree in public administration ... Student body vice president at Marshall for the 1999-2000 academic year ... Has a daughter, Astoria (born 6-8-01).

ROGERS BECKETT'S STATISTICS

YEAR TEAM	G-S	Defense								Interceptions					Scoring				
		ST	AT	TT	SKS-YDS	PBU	FF	FR-YDS		NO	YDS	AVG	LG	TD	TD	INT	FRRT	S	PTS
2000 San Diego	16-3	28	11	39	1-1	2	0	0-0		1	7	7.0	7	0	—	—	—	—	—
2001 San Diego	16-16	72	21	93	0-0	5	1	1-1		1	8	8.0	8	0	—	—	—	—	—
2002 San Diego	16-10	32	2	34	0-0	2	1	0-0		0	0	—	—	0	—	—	—	—	—
CAREER	48-29	132	34	166	1-1	9	2	1-1		2	15	7.5	8	0	—	—	—	—	—

		Special Teams							Kickoff Returns						Punt Returns					
YEAR	TEAM	FR-							NO	YDS	AVG	FC	LG	TD	NO	YDS	AVG	FC	LG	TD
		ST	AT	TT	FF	YDS	BP	BFG												
2000	San Diego	10	0	10	1	0-0	0	0	0	—	—	—	—	—	—	—	—	—	—	—
2001	San Diego	6	0	6	0	0-0	0	0	0	—	—	—	—	—	—	—	—	—	—	—
2002	San Diego	5	0	5	0	0-0	0	0	0	—	—	—	—	—	—	—	—	—	—	—
CAREER		21	0	21	1	0-0	0	0	0	—	—	—	—	—	—	—	—	—	—	—

BECKETT'S 2002 GAME-BY-GAME DEFENSIVE STATISTICS (FOR SAN DIEGO)

DATE	OPPONENT	ST	AT	TT	SKS-YDS	INT-YDS	PBU	FF	FR-YDS
9-8	at Cincinnati	3	0	3	0-0	0-0	0	0	0-0
9-15	HOUSTON	6	0	6	0-0	0-0	2	1	0-0
9-22	at Arizona	5	1	6	0-0	0-0	0	0	0-0
9-29	NEW ENGLAND	3	0	3	0-0	0-0	0	0	0-0
10-6	at Denver	3	0	3	0-0	0-0	0	0	0-0
10-13	KANSAS CITY	2	0	2	0-0	0-0	0	0	0-0
10-20	at Oakland	3	0	3	0-0	0-0	0	0	0-0
10-27	—BYE—								
11-3	N.Y. JETS	1	0	1	0-0	0-0	0	0	0-0
11-10	at St. Louis	3	0	3	0-0	0-0	0	0	0-0
11-17	SAN FRANCISCO	2	1	3	0-0	0-0	0	0	0-0
11-24	at Miami	0	0	0	0-0	0-0	0	0	0-0
12-1	DENVER	0	0	0	0-0	0-0	0	0	0-0
12-8	OAKLAND	0	0	0	0-0	0-0	0	0	0-0
12-15	at Buffalo	0	0	0	0-0	0-0	0	0	0-0
12-22	at Kansas City	1	0	1	0-0	0-0	0	0	0-0
12-29	SEATTLE	0	0	0	0-0	0-0	0	0	0-0
TOTALS		32	2	34	0-0	0-0	2	1	0-0

RILEY REIGNS SUPREME

In the Bengals record book, the most dominant lead in a major career category belongs to CB **Ken Riley**. His 65 interceptions nearly double the total (33) of second-place CB **Louis Breeden**.



Ht: 5-11 Wt: 220
College: South Carolina
5th year in NFL

2002 Games-Starts: 12-0; Career Games-Starts: 58-2
Acquired: FA '98
Born: 2-3-73

A reliable performer with big-play ability, Bennett maintained his role as Bengals' No. 2 HB in 2002 and had one of the best seasons in recent memory by a Cincinnati special teams player ... Finished fourth in AFC in kickoff return average (25.1) and finished third on the Bengals in special teams tackles (15), despite missing four games ... Contended for the AFC lead in KOR for most of the season, but was hampered by knee and rib injuries that sidelined him for three of the last five games ... Set Bengals record for kickoff return yards in a game with 228 on Nov. 10 at Baltimore, including 94-yarder for a TD ... Averaged 4.7 yards per carry on 33 rushing attempts in 2002 ... Holds Bengals team record for the most receiving yards in a game by a running back (119), set in 1998 at Pittsburgh ... Bennett's career is a tribute to perseverance, as he was waived from NFL training camps for four consecutive years (1995-98) before being recalled by the Bengals in September of '98.

2002 PARTICIPATION: In No. 2 HB and No. 1 KOR role for Games 1, 3-11 and 14-15 ... Inactive Sept. 15 vs. Cleveland due to left ankle sprain suffered Sept. 8 vs. San Diego ... Inactive Dec. 1 vs. Baltimore and Dec. 8 at Carolina due to hyperextended right knee suffered Nov. 24 at Pittsburgh ... Inactive Dec. 29 at Buffalo due to bruised ribs suffered Dec. 22 vs. New Orleans.

RETURN RAMPAGE: Over the course of three games last season, Bennett had 530 total yards in KO returns ... In the first of those three games, Nov. 10 at Baltimore, had a 94-yard return for a TD in first quarter, tying the score at 7-7 ... It was the Bengals' first KO return for a TD since Tremain Mack's 99-yarder on Nov. 14, 1999 vs. Tennessee ... Bennett's 228 KOR yards in 6 returns at Baltimore broke Mack's team mark of 212 from Nov. 1, 1998 vs. Denver ... Bennett had 5 KORs for an average of 34.6 yards Nov. 17 vs. Cleveland, including an 82-yard return to the 7-yard line ... Averaged 32.3 yards on 4 KORs Nov. 24 at Pittsburgh, including a 52-yard return to the Steelers' 40-yard line.

2002 HIGHLIGHTS: His 25.1-yard KO return average was fourth-highest in Bengals history, and his 1231 total KOR yards were second in team annals behind Tremain Mack's 1382 in 1999 ... Bennett led the AFC after Week 14 with a 26.1 KOR average ... For two weeks in 2002 (after Weeks 13 and 14), Bennett climbed into the Bengals' career KOR average lead at 24.9, but he ended the season in third place in the team's career rankings at 24.1, behind Lemar Parrish (24.7) and Tremain Mack (24.5) ... Bennett was second on the team in rushing yards (155) and added 109 receiving yards on 18 catches (6.1

avg.) ... Had season-high 11 rushes in victory Nov. 3 at Houston, gaining 34 yards ... Had season highs in receptions (4) and receiving yards (27) on Sept. 29 vs. Tampa Bay ... On Oct. 27 vs. Tennessee, broke several tackles on a 27-yard run to Titans' 25 during TD drive, and also had 3 special teams tackles in the game ... Held to average of 16.3 yards on 4 kickoff returns Dec. 22 vs. New Orleans, but had a season-long scrimmage run of 29 yards vs. Saints en route to season high of 58 yards for the game (on 7 carries).

PREVIOUS SEASONS — 1995: Signed with Cleveland as rookie free agent July 25 ... Waived Aug. 21 ... Signed Dec. 6 to Chicago practice squad, where he spent season's final three games. **1996:** Re-signed Feb. 20 with Chicago, and played in three preseason games, rushing for 28 yards on 10 carries ... Waived Aug. 21 ... Signed Nov. 6 to Miami practice squad ... Signed Dec. 17 to Dolphins' 53-player roster, and on inactive list for season finale. **1997:** Opened training camp with Miami ... Played for Dolphins in three preseason games, rushing for 54 yards on 10 carries, including 31-yard TD run in American Bowl game vs. Denver Aug. 4 at Mexico City ... Waived Aug. 12. **1998:** Signed with Bengals as free agent on April 20 ... Led team in preseason rushing (25-126), but was waived on Aug. 30 ... Re-signed with Bengals as free agent on Sept. 7 ... Played in 14 games, with one start, replacing injured Corey Dillon on Dec. 20 at Pittsburgh ... Set club record for receiving yards by a RB with 119 in the Pittsburgh game, breaking mark previously held by Essex Johnson, who gained 116 on Sept. 30, 1973 at San Diego ... Finished second on team in rushing yards (243). **1999:** Suffered torn left knee ligament (ACL) in personal workout May 27 ... Had surgery June 3 ... Waived (failed physical) June 3, and cleared waivers June 4, with his NFL rights reverting to Bengals ... Placed June 14 on club's Reserve/Non-Football Injury list ... Transferred to Bengals' offseason roster after final game of '99 season. **2000:** Posted career highs in rushing yards (324) and receiving yards (168) ... Had a key play in victory Oct. 22 vs. Denver, breaking a string of tackles on a 19-yard, third-quarter TD run that erased Denver's last lead ... Rushed for 35 yards with 5.0 average Oct. 1 vs. Miami and had season-high 5 catches, including season-long receiving gain of 25 ... Rushing average of 4.8 yards (5 for 24) on Nov. 12 at Dallas included two third-down conversions ... Scored on 37-yard run Nov. 26 vs. Pittsburgh, and averaged season-high 11.0 yards (5 for 55) ... Contributed to 292-yard rushing day in victory Dec. 3 vs. Arizona with season-high 62 yards, including 14-yard TD in third quarter. **2001:** Played in every game for the second straight season, and rushed for 232 yards on 50 carries (4.6 avg.)

with 20 pass receptions for 150 yards (7.5) ... His 36-yard run to the Cincinnati 46 was the big gainer on Bengals' winning field goal drive in overtime Dec. 30 vs. Pittsburgh ... Rushed for 43 yards on 6 carries (7.2) in Sept. 9 win vs. New England, including 21-yard run in fourth quarter ... Rushed for 41 yards on season-high 7 attempts (5.9 avg.) in victory Oct. 14 vs. Cleveland, and also had 2 receptions for 18 yards for season-high 59 yards from scrimmage ... Had 15-yard pass reception Dec. 16 at N.Y. Jets, carrying to the Jets' 10-yard line for a first down during the second Cincinnati TD drive.

COLLEGE: Left South Carolina in 1994 as the school's all-time receptions leader among running backs with 107 (for 968 yards) ... Became third player in school history to lead the team in rushing four straight years ... Scored 28 TDs ... Had 11 games of 100 or more rushing yards, all Gamecock victories.

PERSONAL: Hometown is Taylors, S.C., where he was an all-state football performer at Riverside High School ... Rushed for 2226 yards and 20 touchdowns as a prep senior.

BRANDON BENNETT'S STATISTICS

YEAR	TEAM	G-S	Rushing					Receiving					Scoring							
			ATT	YDS	AVG	LG	TD	NO	YDS	AVG	LG	TD	TD	TD-R	TD-P	TD-RI	2-PIC	PTS		
1995	Chicago	0-0		DID NOT PLAY*						DID NOT PLAY*						DID NOT PLAY*				
1996	Chicago/Miami	0-0		DID NOT PLAY*						DID NOT PLAY*						DID NOT PLAY*				
1997				DID NOT PLAY*						DID NOT PLAY*						DID NOT PLAY*				
1998	Cincinnati	14-1	77	243	3.2	17	2	8	153	19.1	55	0	2	2	0	0	0	12		
1999	Cincinnati	0-0		DID NOT PLAY*						DID NOT PLAY*						DID NOT PLAY*				
2000	Cincinnati	16-0	90	324	3.6	37-1	3	19	168	8.8	25	0	3	3	0	0	0	18		
2001	Cincinnati	16-1	50	232	4.6	36	0	20	150	7.5	15	0	0	0	0	0	0	0		
2002	Cincinnati	12-0	33	155	4.7	29	0	18	109	6.1	15	0	1	0	0	1	0	6		
CAREER		58-2	250	954	3.8	37-1	5	65	580	8.9	55	0	6	5	0	1	0	36		

		Special Teams								Kickoff Returns						Punt Returns					
YEAR	TEAM	ST	AT	TT	FF	FR-			NO	YDS	AVG	FC	LG	TD	NO	YDS	AVG	FC	LG	TD	
						YDS	BP	BFG													BXP
1998	Cincinnati	0	0	0	0	0-0	0	0	0	3	61	20.3	0	21	0	—	—	—	—	—	—
2000	Cincinnati	7	0	7	0	0-0	0	0	0	0	0	—	0	—	0	—	—	—	—	—	—
2001	Cincinnati	2	0	2	0	0-0	0	0	0	4	60	15.0	0	19	0	—	—	—	—	—	—
2002	Cincinnati	15	0	15	0	0-0	0	0	0	49	1231	25.1	0	94-1	1	—	—	—	—	—	—
CAREER		24	0	24	0	0-0	0	0	0	56	1352	24.1	0	94-1	1	—	—	—	—	—	—

*NOTE: Bennett was on the practice squad for three games with Chicago in 1995. In 1996, he was on the practice squad for five games with Chicago, and he was on the practice squad for six games and inactive for one game with Miami. He was not with an NFL team during the regular season in 1997. He was on the Reserve/Injured list for 16 games with Cincinnati in 1999.

BENNETT'S SINGLE-GAME HIGHS

RUSHING — Attempts: 25 at Pitt. 12-20-98; Yards: 87 at Ind. 12-13-98; Long: 37 vs. Pitt. 11-26-00 (TD); Touchdowns: 1 (5 times); most recently vs. Ariz. 12-3-00.

RECEIVING — Receptions: 5 vs. Mia. 10-1-00; Yards: 119 at Pitt. 12-20-98; Long: 55 at Pitt. 12-20-98.

KICKOFF RETURNS — Returns: 6 (3 times); most recently at Balt. 11-10-02; Yards: 228 at Balt. 11-10-02; Long: 94 at Balt. 11-10-02 (TD); Touchdowns: 1 at Balt. 11-10-02.

BENNETT'S 2002 GAME-BY-GAME STATISTICS

		Rushing					Receiving					Kickoff Returns					
DATE	OPPONENT	ATT	YDS	AVG	LG	TD	NO	YDS	AVG	LG	TD	NO	YDS	AVG	FC	LG	TD
9-8	SAN DIEGO	2	12	6.0	9	0	1	9	9.0	9	0	0	0	—	0	—	0
9-15	at Cleveland	INACTIVE					INACTIVE					INACTIVE					
9-22	at Atlanta	0	0	—	—	0	0	0	—	—	0	5	128	25.6	0	39	0
9-29	TAMPA BAY	2	0	0.0	2	0	4	27	6.8	10	0	6	106	17.7	0	25	0
10-6	at Indianapolis	0	0	—	—	0	3	7	2.3	4	0	3	55	18.3	0	21	0
10-13	PITTSBURGH	0	0	—	—	0	1	15	15.0	15	0	6	127	21.2	0	23	0
10-20	—BYE—																
10-27	TENNESSEE	3	27	9.0	27	0	1	7	7.0	7	0	5	117	23.4	0	27	0
11-3	at Houston	11	34	3.1	6	0	1	3	3.0	3	0	2	35	17.5	0	18	0
11-10	at Baltimore	6	20	3.3	6	0	1	0	0.0	0	0	6	228	38.0	0	94-1	1
11-17	CLEVELAND	1	3	3.0	3	0	2	9	4.5	6	0	5	173	34.6	0	82	0
11-24	at Pittsburgh	0	0	—	—	0	0	0	—	—	0	4	129	32.3	0	52	0
12-1	BALTIMORE	INACTIVE					INACTIVE					INACTIVE					
12-8	at Carolina	INACTIVE					INACTIVE					INACTIVE					
12-15	JACKSONVILLE	1	1	1.0	1	0	3	26	8.7	12	0	3	68	22.7	0	26	0
12-22	NEW ORLEANS	7	58	8.3	29	0	1	6	6.0	6	0	4	65	16.3	0	36	0
12-29	at Buffalo	INACTIVE					INACTIVE					INACTIVE					
TOTALS		33	155	4.7	29	0	18	109	6.1	15	0	49	1231	25.1	0	94-1	1



Ht: 6-4 **Wt:** 305
College: West Virginia
10th year in NFL

2002 Games-Starts: 15-15; **Career Games-Starts:** 103-100
Acquired: W (Ariz.) '94
Born: 11-6-70

Valuable veteran who can play center or guard, Braham re-signed with Bengals on 4-30-03 after having gained unrestricted free agent status ... Played his fourth straight season as Bengals starting center in 2002, after starting at LG the previous three years ... For the sixth straight year, he was an OL starter for a season of 1100 or more rushing yards by HB Corey Dillon ... Graded "out-standing" (90%) or better in six games, second-highest total of 90-plus grades on the line ... Former Bengals team winner of the Ed Block Courage Award, Braham has a long-standing reputation as a throwback performer who will stay in the lineup when injured if at all possible.

2002 PARTICIPATION: Started every game except Dec. 1 vs. Baltimore, when he was active but did not play due to lingering soreness from a left ankle sprain ... Played through a re-aggravation of the ankle sprain on Dec. 22 vs. New Orleans ... Played 91.3% of the offensive snaps (964 of 1056), third-highest snaps total on the offense ... Underwent arthroscopic surgery Oct. 15 for removal of loose bodies in his left elbow, but did not miss a game as Oct. 20-21 was Bengals' bye weekend.

2002 HIGHLIGHTS: Started in five games of the offense's streak of six straight games of 350 or more yards (Games 7-12), team's longest such streak since 1986 ... On Sept. 15 at Cleveland, graded 91% while aiding Corey Dillon's 108-yard rushing game ... Earned 95% grade on Sept. 22 at Atlanta ... Bothered by left elbow strain after Sept. 29 Tampa Bay game, but started Oct. 6 at Indianapolis and helped Dillon rush for season-high 164 yards ... Credited for key block on Dillon's 67-yard TD run at Indy, as he combined with G Scott Rehberg for double-team takeout of nose tackle ... Helped Dillon rush for 138 yards Oct. 27 vs. Tennessee, and contributed to offense's first performance of season of no sacks allowed ... Graded 93% while supporting 390-yard offensive output Nov. 3 at Houston and contributed to the offense's second straight game with no sacks allowed ... Aided Dillon's 102-yard rushing day Nov. 10 at Baltimore ... Supported 350-yard offensive output Nov. 17 vs. Cleveland ... Helped offense to 352-yard output Nov. 24 at Pittsburgh for the team's fifth straight game with 350 yards or better ... Blocked for the offense's 340-yard output Dec. 8 at Carolina ... Graded 97% while helping the offense generate 300 yards Dec. 15 vs. Jacksonville, as the line contributed to the offense's eighth straight game with at least 300 yards ... Graded 96% while supporting season-high 423-yard output Dec. 22 vs. New Orleans, including a 240-yard rushing total that was Cincinnati's highest since Dec. 3, 2000 ... Helped the offense accumulate 317 total yards in the season finale at Buffalo; the Buffalo game was the 10th straight of

300 or more total yards for the offense, and eight of those 10 were 340 or more ... Graded 98% at Buffalo, tying for the highest grade by a Bengals offensive lineman during the season.

PREVIOUS SEASONS — 1994: Drafted in third round by Arizona (76th overall) ... Made Cardinals' 53-man roster, but was on inactive list for 10 games before being acquired Nov. 18 by Bengals on waivers ... On Cincinnati inactive list for Games 11-13 ... Made NFL debut Dec. 11 at Giants, and also played in last two games, including Bengals' best rushing game of season (152 yards Dec. 24 vs. Philadelphia). **1995:** Started all four Bengals preseason games at LG, but suffered severe left ankle sprain Aug. 25 vs. N.Y. Jets ... Placed on Injured Reserve list Aug. 29 and missed entire regular season. **1996:** Played 1081 scrimmage snaps at LG, most on the team, and played higher percentage of his unit's snaps than any other player on offense or defense (99.4%; 1081 of 1088) ... Credited in coaches' evaluations with 21 "pancake" blocks, second-most on team behind Willie Anderson's 24 ... Excellent pass-blocking performance Oct. 20 against 49ers' Dana Stubblefield ... Effective work against Bruce Smith on Nov. 17 at Buffalo ... Had 5 pancakes and best overall game to that point in 41-point, 463-yard effort Nov. 24 vs. Atlanta ... Started Games 1-3 at C and Games 4-16 at LG. **1997:** Was a restricted free agent during spring signing period, and was tendered an offer sheet by New England in April; Bengals matched Patriots' offer and re-signed Braham on April 15 ... Started every game at LG ... Missed only six offensive snaps all season, playing 994 of a possible 1000 ... Led team in coaches' ratings of pancake blocks (40) ... Graded "excellent" by coaches (90% or better) in eight of 16 games, second-most on line ... Played key role as Bengals averaged 433 yards offense per game over season's final four contests ... Earned offensive Game Ball along with other members of offensive line for Dec. 4 game vs. Tennessee, when Corey Dillon rushed for 246 yards (setting an NFL single-game rookie record). **1998:** Battled injuries throughout season ... Played on broken toe which was diagnosed in preseason, and ran his streak of consecutive Bengals starts at LG to 44 before a knee injury sidelined him for the last four games ... Despite shortened season, ranked third on line in coaches' compilation of pancake blocks (9) ... Suffered broken bone (sesamoid) under right big toe in Aug. 12 practice at training camp ... Missed second preseason game, Aug. 17 vs. Indianapolis, but returned to action Aug. 22 vs. Detroit after electing to play on the injury with a custom toe pad ... Started Games 1-12 of regular season ... Suffered damage to right kneecap in Game 12, Nov. 29 vs. Jacksonville ... Had arthroscopic surgery Dec. 2,

and was placed on Injured Reserve list Dec. 3. **1999:** Bengals' starting LG for three years (1996-98), Braham was asked to switch positions in '99 ... Took over center position and upgraded team's run-blocking from that spot ... Helped key HB Corey Dillon's 1200-yard Pro Bowl season along with Bengals' rise to sixth in NFL rushing yards (2051) and third in yards per carry (4.6) ... Was only offensive lineman awarded a Game Ball after Dillon's 168-yard game Oct. 10 at Cleveland, and joined other offensive line starters in getting Game Ball for Dillon's 192-yard game Dec. 12 vs. Cleveland ... Led offense in total snaps (1035) ... His only three missed snaps came late in fourth quarter of lopsided win Dec. 12 vs. Cleveland ... Earned second-highest season grade among OL, scoring 88% in a system where players rarely reach 90; RT Willie Anderson was first at 92% ... Credited with superb handling of center's signal-calling responsibilities in season opener Sept. 12 at Tennessee, only his fourth career start at the position ... Handled line calls against Browns' confusing UFO defense, aiding offense in a 419-yard effort on Oct. 10 at Cleveland and a 459-yard performance on Dec. 12 vs. Browns. **2000:** Battled through two arthroscopic surgeries to his right knee while playing nine games, including every offensive snap of final seven games ... Helped key team rushing average of 149.3 yards over final seven games as HB Corey Dillon compiled a team-record season of 1435 yards ... Helped the offense rank No. 2 in NFL in rushing yards (144.6 per game) as it posted Bengals' best per-carry average (4.7) since 1989 ... Sideline early in training camp with chronic bursitis in right knee ... Underwent arthroscopic surgery July 31 and missed all four preseason games ... Returned to starting lineup for Games 1-2 of regular season, playing every offensive snap in both games, but sidelined by recurrence of bursitis and was on weekly inactive list for Games 3-9 ... Had a second arthroscopic surgery on right knee Sept. 26 ... Returned to start Games 10-16, playing every offensive snap in all seven games ... Graded 88% Dec. 3 as key factor in 292-yard rushing day vs. Arizona, third-most rushing yards in team history ... Assisted HB Corey Dillon to 216-yard day vs. Arizona, third-most yards by a back in team history. **2001:** Started every game at C ... Despite shoulder and neck problems, he played 98.8% of the offensive snaps (1058 of 1071), second-most on the offense ... Was diagnosed with a herniated disc in his neck following Sept. 30 game at San Diego, but received medical clearance to continue playing, foregoing a surgery that would have ended his season ... Selected as Bengals team winner of the Ed Block Courage Award, given annually by training staffs to players displaying exceptional perseverance in face of physical woes ... Also earned a spot on *USA Today's* "All-Joe Team" for tough, unsung perform-

ers ... As a pass blocker, helped Bengals to fourth-best performance in team history in sacks allowed (28) ... Graded "outstanding" (90% or better) in eight games, second-most on the line ... Helped power HB Corey Dillon to 1315 rushing yards, second-most by a rusher in team history ... Centered line's support for Dillon's 140-yard rushing performance Oct. 14 vs. Cleveland; line allowed no sacks in win over Browns ... Graded 97% Oct. 28 at Detroit as Bengals gained 412 yards (224 rushing, 188 passing), with QB Jon Kitna being sacked only once and Dillon rushing for Bengals road-record 184 yards ... Blocked Dec. 23 at Baltimore for 127-yard rushing effort by Corey Dillon, the first 100-yard game by an individual against the Ravens in 51 games ... Helped line pave the way in Dec. 30 overtime win vs. Pittsburgh for 544 total net yards, the 11th-highest figure in team history ... Played every snap Jan. 6 at Tennessee as line allowed only 1 sack and underwrote a 436-yard offensive day (336 passing, 100 rushing).

COLLEGE: Joined West Virginia as a walk-on, but persevered to earn second-team All-America honors as a senior ... Started 33 games at LT ... All-Big East as a senior, leading line that paved way for 13th-ranked offense in nation, averaging 463.9 yards per game ... Helped lead WVU to 11-1 season, including Orange Bowl berth.

PERSONAL: Hometown is Morgantown, W.Va., where he attended University High School ... Earned second-team prep all-state honors in basketball ... Has finance degree from WVU ... Married (wife Connie) ... Hobbies include basketball and golf ... Offseason residence is Villa Hills, Ky., in Greater Cincinnati ... Pronounces last name "BRAY-um."

RICH BRAHAM'S STATISTICS

YEAR	TEAM	GAMES	STARTS
1994	Arizona	0	0
	Cincinnati	3	0
1995	Cincinnati	0	0
1996	Cincinnati	16	16
1997	Cincinnati	16	16
1998	Cincinnati	12	12
1999	Cincinnati	16	16
2000	Cincinnati	9	9
2001	Cincinnati	16	16
2002	Cincinnati	15	15
ARIZ. TOTALS		0	0
CIN. TOTALS		103	100
CAREER		103	100

*NOTE: Braham was inactive for 10 games with Arizona in 1994; he was on the Reserve/Injured list for 16 games with Cincinnati in 1995.

BENGALS' 2002 FOES NFL'S TOUGHEST

The Bengals played the most difficult schedule in the NFL in 2002, based on aggregate opponents' records.

Cincinnati's 16 opponents had a combined winning percentage of .537, with a 136-117-3 overall record. Oakland had the second-toughest slate of opponents at .529 (135-120-1), and three teams were tied for third with opponents' winning percentages at .527 (135-121-0).



SEAN BREWER



88

Ht: 6-4 Wt: 255

College: San Jose State

3rd year in NFL

2002 Games-Starts: 3-2; Career Games-Starts: 3-2

Acquired: D3 '01 (66th overall)

Born: 10-5-77

Third-round pick from Bengals' 2001 draft has excellent potential as a receiver, but has seen limited action due to injuries ... Entered last season as the No. 1 TE, but his year was cut short by complications from a knee injury ... Had the fastest 40-yard dash time (4.73) among tight ends at the 2001 National Scouting Combine.

2002 RECAP: In No. 1 TE role for Games 1-3, but suffered torn left knee cartilage in Game 3, Sept. 22 at Atlanta ... Underwent arthroscopic surgery Sept. 24, and was inactive for Games 4-6 ... Returned to practice the week of Game 7, Oct. 27 vs. Tennessee, but suffered additional cartilage tear in left knee and required a second arthroscopic surgery Oct. 28 ... Was inactive for the Tennessee game and for Nov. 3 contest at Houston, and was placed on Injured Reserve Nov. 5, ending his eligibility for the remainder of the season ... Started Games 1-2 ... Did not get credit for a start Sept. 22 at Atlanta, as Bengals opened with OT Levi Jones as blocking TE for the game's first play ... Had no offensive statistics on the season.

2001: Drafted by Bengals in third round (66th overall) ... Suffered severe groin pull early in training camp ... Missed the entire preseason schedule and was placed Sept. 2 on Injured Reserve list.

COLLEGE: Started every game as a San Jose State senior in 2000 and was named the team's Most Valuable Player ... Posted career-high 372 yards on 29 catches and was credited with 72 knockdown blocks ... Played from 1998-2000 at San Jose State after playing in '97 at Riverside (Calif.) JC ... Had 56 career receptions at SJSU for 580 yards and 5 touchdowns ... Had the size and strength to be used as a reserve defensive lineman, recording 6 tackles in 1998 and 1 tackle in 2000.

PERSONAL: Hometown is Riverside, Calif. ... Lettered in football, baseball and basketball at Poly High School in Riverside ... Business management major at San Jose State.

SEAN BREWER'S STATISTICS

		Receiving						Rushing						Scoring						
YEAR	TEAM	G-S	NO	YDS	AVG	LG	TD	ATT	YDS	AVG	LG	TD	TD	TD-R	TD-P	TD-RI	2-PIC	PTS		
2001	Cincinnati	0-0	DID NOT PLAY*						DID NOT PLAY*						DID NOT PLAY*					
2002	Cincinnati	3-2	0	0	—	—	0	—	—	—	—	—	—	—	—	—	—	—		
CAREER		3-2	0	0	—	—	0	—	—	—	—	—	—	—	—	—	—	—		

		Special Teams								Kickoff Returns						Punt Returns					
		FR-																			
YEAR	TEAM	ST	AT	TT	FF	YDS	BP	BFG	BXP	NO	YDS	AVG	FC	LG	TD	NO	YDS	AVG	FC	LG	TD
2002	Cincinnati	1	0	1	0	0-0	0	0	0	—	—	—	—	—	—	—	—	—	—	—	—
CAREER		1	0	1	0	0-0	0	0	0	—	—	—	—	—	—	—	—	—	—	—	—

*NOTE: Brewer was on the Reserve/Injured list for 16 games with Cincinnati in 2001.

FACTS ON 38-3

In beating the Houston Texans 38-3 last Nov. 3 at Reliant Stadium, the Bengals accomplished:

- The club's largest victory margin (35) since a record 54-point win in a 61-7 rout of the Houston Oilers on Dec. 17, 1989. (The 54-point margin over the Oilers in 1989 has not since been equaled in an NFL game).
- The largest winning margin on the road since a 41-point victory in a 55-14 decision over Houston at the Astrodome on Nov. 6, 1983.
- The most points since a 44-28 win vs. Cleveland on Dec. 12, 1999.
- The most points in a road game since a 44-42 loss at Philadelphia on Nov. 30, 1997.
- The fewest points allowed since a 12-3 win at Cleveland on Oct. 29, 2000.



Ht: 6-0 **Wt:** 190
College: Notre Dame
10th year in NFL

2002 Games-Starts: 16-12; **Career Games-Starts:** 131-111
Acquired: FA '02
Born: 6-7-72

A proven NFL corner and a first-round draft pick by Buffalo in 1994, Burris has started 12 or more games every year since '96 ... Has missed only one game in last four seasons ... Joined Bengals in 2002 as a free agent and filled starting LCB role ... Finished second on team in passes defended (10), fifth in tackles (70) and tied for team lead with 2 forced fumbles ... In addition to starting role, ranked fourth on team in special teams snaps (209) ... Has the most total NFL games (131) and starts (111) of anyone on Bengals roster as of 7-6-03 ... Has 100 career punt returns, averaging 10.5 yards per return.

2002 PARTICIPATION: Released by Indianapolis to free agency on Feb. 21, and signed with Bengals on March 26 ... Started Games 1-7, 9, and 13-16 at LCB ... Saw limited action in reserve role Nov. 3 at Houston, due to tender hamstring, and was limited to reserve role Nov. 17 vs. Cleveland, Nov. 24 at Pittsburgh and Dec. 1 vs. Baltimore, due to missed practice time because of migraine headaches ... Made his 100th NFL start in his first Bengals game, Sept. 8 vs. San Diego.

2002 HIGHLIGHTS: Closed the season with two strong games ... Finished with 3 tackles (2 solo) in victory Dec. 22 vs. New Orleans, and his 4 passes broken up in that victory was a game-high total by a Bengals player for the season ... After the Bengals had tied the score at 13-13 in the fourth quarter vs. New Orleans, Burris' break-up of a third-down pass attempt to Pro Bowl WR Joe Horn forced a New Orleans punt ... On New Orleans' final possession, with the Bengals leading 20-13, Burris had a break-up of a pass to Horn that helped force the Saints to a four-and-out ... Had his season high of 9 tackles, tying for the secondary lead, in season finale Dec. 29 at Buffalo ... Also had 2 passes defended against the Bills, and in the fourth quarter, he forced a fumble by WR Josh Reed and returned it 32 yards to the Bengals' 46 ... Had 4 tackles and 1 pass broken up Sept. 15 vs. Cleveland, plus 1 special teams tackle ... Led secondary with 8 tackles Sept. 29 vs. Tampa Bay ... Led secondary with 5 tackles Oct. 6 at Indianapolis, and also had a pass defended ... Had 6 tackles (4 solo) Oct. 13 vs. Pittsburgh, and intercepted a Tommy Maddox pass in the third quarter and returned it 5 yards to the Pittsburgh 9-yard line; his INT set up a Bengals touchdown run by HB Corey Dillon ... Had 6 tackles (4 solo) and a pass defended Nov. 10 at Baltimore ... Had 6 tackles (3 solo) Nov. 24 at Pittsburgh ... Started for the first time in four weeks Dec. 8 at Carolina, coming back from missed time due to headaches, and finished with 4 tackles (all solo) ... Had 6 tackles (all solo) Dec. 15 vs. Jacksonville.

PREVIOUS SEASONS — 1994: Drafted in first round by Buffalo (27th overall) ... Played in every game as a rookie reserve and had 2 INTs while posting a Bills rookie record for punt return yardage with 332 on 32 returns for a 10.4-yard average ... Had first career INT in victory Oct. 30 vs. Kansas City ... Had 24-yard INT return in victory Dec. 4 at Miami ... Posted career-long 57-yard punt return Oct. 2 vs. Chicago. **1995:** Started Buffalo's first 9 games at LCB, but suffered knee injury in Game 9, Nov. 5 at Indianapolis ... Placed on Injured Reserve on Nov. 20, missing remainder of season and playoffs ... Had 19-yard INT on Oct. 15 vs. Seattle ... Had season-long 40-yard punt return Nov. 5 at Indianapolis ... Made first career start Sept. 3 vs. Denver. **1996:** Started 15 games at LCB for Buffalo club that finished 10-6 to earn playoff berth ... Tied for team lead in passes defended (16) ... Averaged 10.6 yards on 27 punt returns ... Played key role in 25-22 victory Oct. 20 at N.Y. Jets, contributing a 28-yard INT return, 7 tackles, 3 passes defended and a fumble recovery ... Had season-long 45-yard punt return Dec. 8 at Seattle ... In Wild Card playoff Dec. 28 vs. Jacksonville, his 38-yard INT for a TD gave Bills a 27-20 lead early in fourth quarter, but Jaguars came back to win 30-27 ... Inactive Sept. 16 vs. Pittsburgh due to quadriceps injury. **1997:** Started 14 games at LCB for Buffalo ... Tied for team lead with 2 INTs and tied for second in passes defended (10) ... Averaged 9.4 yards on 21 punt returns ... Had 9-yard INT in victory Sept. 7 at N.Y. Jets and 10-yard INT in win Nov. 2 vs. Miami ... Season-high 7 tackles Dec. 20 at Green Bay. **1998:** Signed Feb. 18 with Indianapolis as unrestricted free agent ... Started 14 games at LCB in his first Colts season, missing Nov. 29 at Baltimore and Dec. 6 at Atlanta with knee injury ... Had 17 passes defended (career-high) and 67 tackles ... Had season-high 14 tackles (12 solo) Oct. 18 at San Francisco ... Had his only INT of the season Sept. 20 at N.Y. Jets. **1999:** Started every game for first time in his career (at LCB) and helped fuel Colts to a 13-3 divisional championship finish ... Had career-high 85 tackles (78 solo), 14 passes defended, 2 sacks for 12 yards and 2 INTs ... Had 55-yard INT return from Colts' goal line to set up winning TD drive on Oct. 17 at N.Y. Jets ... Returned a teammate's blocked field goal attempt 27 yards in fourth quarter Dec. 19 vs. Washington, setting up TD in division-clinching win ... Had 28-yard INT return Sept. 12 vs. Buffalo ... Logged first career sack Sept. 26 at San Diego ... Had 7 tackles and a forced fumble Dec. 5 at Miami ... Had 2 tackles and 2 passes defended in Divisional playoff loss 1-16-00 vs. Tennessee. **2000:** Had 76 tackles and career-high 4 INTs for Colts club finishing 10-6 with Wild Card playoff berth ... Also had career-high 3 sacks ... Started every game at

LCB for second straight season ... Had 27-yard INT return for TD in season-opening win Sept. 3 at Kansas City ... Also had INTs Nov. 12 vs. N.Y. Jets, Dec. 11 vs. Buffalo and Dec. 17 at Miami ... Colts won all four games in which he had INT ... Had a sack, a forced fumble and an INT on Dec. 11 vs. Buffalo ... Started at LCB in Wild Card playoff loss Dec. 30 at Miami, with 4 tackles and 1 pass defended.

2001: Started 15 games for Indianapolis ... Suffered concussion Dec. 16 vs. Atlanta and was inactive Dec. 23 vs. Jets ... Finished his Colts career having started 61 of a possible 64 games plus two playoff games ... Tied for Colts team lead with 3 INTs and ranked second in passes defended (12) ... Had 30-yard INT return for a TD on Dec. 2 at Baltimore, with 2 passes defended and 5 tackles ... Had 13-yard INT return Nov. 25 vs. San Francisco and a 26-yard INT return in victory Jan. 6 vs. Denver ... Posted season-high 8 tackles (5 solo) in victory Sept. 23 vs. Buffalo ... Had 6 tackles and 2 passes defended Oct. 14 vs. Oakland ... In his four seasons with Colts, he started all 61 games in which he played.

COLLEGE: Four-year letterman at Notre Dame, where he played safety and cornerback and also played on offense and as kick returner ... Had 10 career INTs, including team-high 5 as a junior in 1992 ... Totaled 189 career tackles ... As a goal-line tailback, scored 10 rushing TDs and 1 receiving TD ... Consensus first-team All-America pick at free safety in 1993 as a senior ... Named team MVP in his senior season.

PERSONAL: Hometown is Rock Hill, S.C. ... Attended Northwestern High School; was president of his senior class ... Four-year letterman in football and baseball ... As a senior, earned first-team All-America football honors from *Parade* magazine and second-team honors from *USA Today* ... South Carolina Player of Year twice ... Married (wife Lisa) with two children ... On 5-9-03, Burris joined teammate Matt O'Dwyer in accompanying head coach Marvin Lewis to Washington, D.C. to visit sailors and U.S. Marines wounded in Iraq ... Full name is Jeffrey Lamar Burris.

JEFF BURRIS' STATISTICS

YEAR	TEAM	G-S	Defense							Interceptions					Scoring				
			ST	AT	TT	SKS-YDS	PBU	FF	FR-YDS	NO	YDS	AVG	LG	TD	TD	IntRt	FRRT	S	PTS
1994	Buffalo	16-0	12	3	15	0-0	6	0	0-0	2	24	12.0	24	0	0	0	0	0	0
1995	Buffalo	9-9	27	11	38	0-0	11	0	0-0	1	19	19.0	19	0	0	0	0	0	0
1996	Buffalo	15-15	44	16	60	0-0	16	1	1-0	1	28	28.0	28	0	0	0	0	0	0
1997	Buffalo	14-14	36	11	47	0-0	10	0	0-0	2	19	9.5	10	0	0	0	0	0	0
1998	Indianapolis	14-14	59	8	67	0-0	17	0	0-0	1	0	0.0	0	0	0	0	0	0	0
1999	Indianapolis	16-16	78	7	85	2-12	14	1	0-0	2	83	41.5	55	0	0	0	0	0	0
2000	Indianapolis	16-16	67	9	76	3-19	11	0	0-0	4	38	9.5	27-1	1	1	1	0	0	6
2001	Indianapolis	15-15	56	10	66	0-0	12	0	0-0	3	69	23.0	30-1	1	1	1	0	0	6
2002	Cincinnati	16-12	48	22	70	0-0	10	2	1-32	1	5	5.0	5	0	0	0	0	0	0
BUFF. TOTALS		54-38	119	41	160	0-0	43	1	1-0	6	90	15.0	28	0	0	0	0	0	0
IND. TOTALS		61-61	260	34	294	5-31	54	1	0-0	10	190	19.0	55	2	2	2	0	0	12
CIN. TOTALS		16-12	48	22	70	0-0	10	2	1-32	1	5	5.0	5	0	0	0	0	0	0
CAREER		131-111	427	97	524	5-31	107	4	2-32	17	285	16.8	55	2	2	2	0	0	12

		Special Teams								Kickoff Returns						Punt Returns					
YEAR	TEAM	FR-								NO	YDS	AVG	FC	LG	TD	NO	YDS	AVG	FC	LG	TD
		ST	AT	TT	FF	YDS	BP	BFG	BXP												
1994	Buffalo	3	2	5	0	0-0	0	0	0	0	0	—	0	—	0	32	332	10.4	6	57	0
1995	Buffalo	0	0	0	0	0-0	0	0	0	0	0	—	0	—	0	20	229	11.5	1	40	0
1996	Buffalo	0	0	0	0	0-0	0	0	0	0	0	—	0	—	0	27	286	10.6	7	45	0
1997	Buffalo	0	0	0	0	0-0	0	0	0	1	10	10.0	0	10	0	21	198	9.4	8	32	0
1999	Indianapolis	1	0	1	0	0-0	0	0	0	0	0	—	0	—	0	0	0	—	0	—	0
2000	Indianapolis	1	0	1	0	0-0	0	0	0	0	0	—	0	—	0	0	0	—	0	—	0
2002	Cincinnati	2	0	2	0	0-0	0	0	0	0	0	—	0	—	0	0	0	—	1	—	0
BUFF. TOTALS		3	2	5	0	0-0	0	0	0	1	10	10.0	0	10	0	100	1045	10.5	22	57	0
IND. TOTALS		2	0	2	0	0-0	0	0	0	0	0	—	0	—	0	0	0	—	0	—	0
CIN. TOTALS		2	0	2	0	0-0	0	0	0	0	0	—	0	—	0	0	0	—	1	—	0
CAREER		7	2	9	0	0-0	0	0	0	1	10	10.0	0	10	0	100	1045	10.5	23	57	0

MISCELLANEOUS STATISTICS: Burris recovered a blocked field goal attempt and returned it 27 yards in 1999.

(continued)

TALENT ISN'T EVERYTHING

The 1989 Bengals were a talented team, but never could put it all together on a weekly basis. They outscored opponents 404-285, but finished only 8-8. Not since the 1950 Philadelphia Eagles had a break-even team outscored its foes by such a large point margin (7.4) per game.

BURRIS' 2002 GAME-BY-GAME DEFENSIVE STATISTICS

DATE	OPPONENT	ST	AT	TT	SKS-YDS	INT-YDS	PBU	FF	FR-YDS
9-8	SAN DIEGO	4	0	4	0-0	0-0	0	0	0-0
9-15	at Cleveland	3	1	4	0-0	0-0	1	0	0-0
9-22	at Atlanta	0	1	1	0-0	0-0	0	0	0-0
9-29	TAMPA BAY	5	3	8	0-0	0-0	0	0	0-0
10-6	at Indianapolis	5	0	5	0-0	0-0	1	0	0-0
10-13	PITTSBURGH	4	2	6	0-0	1-5	1	0	0-0
10-20	—BYE—								
10-27	TENNESSEE	2	2	4	0-0	0-0	0	0	0-0
11-3	at Houston	0	0	0	0-0	0-0	0	0	0-0
11-10	at Baltimore	4	2	6	0-0	0-0	1	0	0-0
11-17	CLEVELAND	1	1	2	0-0	0-0	0	0	0-0
11-24	at Pittsburgh	3	3	6	0-0	0-0	0	0	0-0
12-1	BALTIMORE	0	2	2	0-0	0-0	0	0	0-0
12-8	at Carolina	4	0	4	0-0	0-0	0	0	0-0
12-15	JACKSONVILLE	6	0	6	0-0	0-0	0	0	0-0
12-22	NEW ORLEANS	2	1	3	0-0	0-0	4	1	0-0
12-29	at Buffalo	5	4	9	0-0	0-0	2	1	1-32
TOTALS		48	22	70	0-0	1-5	10	2	1-32

POSTSEASON

			Defense						Interceptions					Scoring						
Year	Team	G-S	ST	AT	TT	SKS-		FF	FR-YDS	NO	YDS	AVG	LG	TD	TD	IntRt	FRRt	S	PTS	
						YDS	PBU													
1995	Buffalo	0-0	DID NOT PLAY*						DID NOT PLAY*					DID NOT PLAY*						
1996	Buffalo	1-1	5	0	5	0-0	1	0	0-0	1	38	38.0	38-1	1	1	1	0	0	6	
1999	Indianapolis	1-1	2	0	2	0-0	0	0	0-0	0	0	—	—	0	0	0	0	0	0	
2000	Indianapolis	1-1	4	0	4	0-0	1	0	0-0	0	0	—	—	0	0	0	0	0	0	
BUFF. TOTALS			1-1	5	0	5	0-0	1	0	0-0	1	38	38.0	38-1	1	1	1	0	0	6
IND. TOTALS			2-2	6	0	6	0-0	1	0	0-0	0	0	—	—	0	0	0	0	0	0
CAREER			3-3	11	0	11	0-0	2	0	0-0	1	38	38.0	38-1	1	1	1	0	0	6

ADDITIONAL POSTSEASON STATISTICS: Burris had 5 punt returns for 32 yards (6.4 avg.) with 0 FC, 0 TD and a long return of 16 yards for Buffalo in the 1996 postseason.

*NOTE: Burris was on the Reserve/Injured list for Buffalo's two postseason games in the 1995 season.

DE



DUANE CLEMONS



92

Ht: 6-5 **Wt:** 275
College: California
8th year in NFL

2002 Games-Starts: 16-16 (K.C.); **Career Games-Starts:** 102-59
Acquired: FA '03
Born: 5-23-74

A former Vikings first-round draft choice with 35 career sacks, Clemons signed with the Bengals as a free agent on 5-14-03 ... Played for Minnesota from 1996-99 and for Kansas City from 2000-02 ... Has four seasons with 7 or more sacks, and seven games with 2 or more sacks ... Adept at the art of "sack-and-strip," he has 11 career forced fumbles and 9 fumble recoveries ... Started 43 of Kansas City's 48 games the past three seasons ... Has played in five postseason games ... Released by Chiefs to free agency on 2-26-03.

2002 PARTICIPATION: Started all 16 Chiefs games at RDE, starting all 16 in a season for the first time in his career ... Played his 100th NFL game Dec. 15 at Denver.

2002 HIGHLIGHTS: Ranked third on Kansas City's defensive line in tackles (65) and QB pressures (7) ... Had 4 stops behind the line, 2 sacks for 11 yards and a forced

fumble ... Also returned a fumble 42 yards for his first NFL touchdown, scoring in victory Dec. 8 vs. St. Louis (fumble by QB Jamie Martin) ... Had 5 tackles, including a 7-yard sack with a forced fumble against Kelly Holcomb, in season-opening victory Sept. 8 at Cleveland; Chiefs recovered the fumble, setting up 15-yard Priest Holmes TD run ... Credited with season-high 9 tackles (6 solo) Sept. 22 at New England ... Had 2 tackles and 3 QB pressures in win Sept. 29 vs. Miami ... Had 7 tackles and a 4-yard sack of Jeff Garcia on Nov. 10 at San Francisco ... Had 7 tackles in contributing to shutout win (49-0) on Dec. 1 vs. Arizona ... Had 8 tackles Dec. 28 at Oakland.

PREVIOUS SEASONS — 1996: Drafted by Minnesota in first round (16th overall) ... Signed July 25 ... A college DE, he began his Vikings career at LB, but was switched back to DE midway through the season ... Saw action in 13 games, finishing the year with 9 tackles and

a fumble recovery ... Made NFL debut on special teams Sept. 29 vs. N.Y. Giants ... Had a fumble recovery to set up a score Nov. 10 vs. Seattle ... Inactive for the final three regular-season games and the playoffs. **1997:** Posted 7 sacks in his sophomore NFL season, playing 13 games for Minnesota with three starts ... Credited with 20 tackles (10 solo), a fumble recovery and 2 forced fumbles ... Ranked second on the team in sacks ... Inactive for the first three games before playing the final 13 ... Registered his first two sacks, for 8 yards, against Drew Bledsoe on Nov. 2 vs. New England ... Made his first career start Nov. 23 vs. N.Y. Jets, with 2 sacks of Neil O'Donnell for 8 yards, 2 forced fumbles and a fumble recovery. **1998:** Played in all 16 games with four starts as Vikings posted NFL-best and franchise-best 15-1 record ... Had 29 tackles (21 solo) with 2.5 sacks ... Also ranked second on the club with 44 QB pressures, trailing only Pro Bowl DT John Randle ... Started at DE on Sept. 13 at St. Louis with season-high 6 QB pressures and 4 tackles ... Had 5-yard sack of Charlie Batch on Sept. 20 vs. Detroit ... Credited with 1.5 sacks of Gus Frerotte for 8 yards Oct. 18 vs. Washington ... Tied his season tackles high (4) on Nov. 15 vs. Bengals ... Had 3 tackles and a club-best 5 QB pressures Dec. 6 vs. Chicago ... Inactive for Divisional playoff game Jan. 10 vs. Arizona, but had 4 QB pressures in NFC Championship game Jan. 17 vs. Atlanta. **1999:** Played in all 16 games with nine starts as Vikings earned NFC Wild Card spot with 10-6 record ... Also started both Vikings playoff games ... Tied 32 tackles (26 solo) with career-high 9 sacks for 47 yards ... Also had 31 QB pressures, 3 passes defended, 4 fumble recoveries and 3 forced fumbles ... Posted a key fourth-quarter sack of QB Chris Chandler in 17-14 season-opening win Sept. 12 at Atlanta, forcing a field goal attempt that sailed wide left ... Recovered a fumble Sept. 19 vs. Oakland ... Had 2 sacks of Brett Favre for 15 yards Sept. 26 at Green Bay ... Had 1-yard sack of Charlie Batch Oct. 17 at Detroit ... Had 2 tackles, 2 QB pressures and a fumble recovery Oct. 31 at Denver ... Had 2 sacks in overtime win Nov. 14 at Chicago, along with 2 forced fumbles, 2 QB pressures and 4 total tackles ... Had 2-yard sack of Kerry Collins on Dec. 26 at N.Y. Giants ... Recorded his fifth 2-sack game Jan. 2 vs. Detroit ... Made his first play-off start Jan. 9 vs. Dallas, and contributed to a victory with an 8-yard sack of Troy Aikman and 2 QB pressures ... Started in NFC Divisional playoffs on Jan. 16 at St. Louis and produced 2 tackles, a tackle-for-loss, a QB pressure and a pass defended. **2000:** Signed with Kansas City as an unrestricted free agent on March 24 ... Started 12 games at RDE, missing four contests with a hip injury ... Despite missed time due to injury, led all Chiefs defensive linemen with a career-high 75 tackles (39 solo) and tied for second on the team with 7.5 sacks for 36.5 yards ... Tied for third on team with 6 passes defended ... Also had one forced fumble, a fumble recovery and 38 QB pressures ... Had 7 tackles and 3 QB pressures in his Chiefs debut on Sept. 3 vs. Indianapolis ... Posted 8 tackles, with a career-high 2.5 sacks and a career-high 7 QB pressures on Sept. 10 at Tennessee ... In the game at Tennessee, Clemons had a 1-yard sack against Steve McNair, delivered a hit

that knocked McNair out of the game in the fourth quarter, and later had 1.5 sacks of Neil O'Donnell for 13.5 yards ... Inactive for the four games following the Tennessee contest, due to hip injury suffered vs. the Titans ... Started at RDE on Oct. 22 vs. St. Louis, producing 8 tackles and 6 QB pressures, and also had 2 passes defended, 1 of which was intercepted by John Browning ... Totaled 5 tackles, 2 QB pressures and recovered a Shaun Alexander fumble Oct. 29 at Seattle ... Had 10 tackles, including 6-yard sack of Rob Johnson, on Nov. 19 vs. Buffalo ... On Nov. 26 at San Diego, sacked Ryan Leaf for 8-yard loss, totaled 4 tackles and had 2 passes defended ... Had 2 sacks of Steve Beuerlein for 5 yards on Dec. 10 vs. Carolina ... Had a season-high 11 tackles, 2 QB pressures and a 3-yard sack of Chris Chandler on Dec. 24 at Atlanta. **2001:** Played 16 games for Chiefs at RDE, with 15 starts ... Led the team with 7 sacks (for 68.5 yards) and led in forced fumbles with a career-high 4 ... Recorded 73 tackles (43 solo), was second on club with 10 QB pressures and had a fumble recovery ... Had 4 tackles with a 9-yard sack of Tony Banks Sept. 30 at Washington ... Did not start due to knee injury Oct. 7 at Denver, but still amassed 5 tackles and a QB pressure ... Had 7 tackles Oct. 25 vs. Indianapolis, with an 18-yard sack and forced fumble against Peyton Manning ... Had 5 tackles Nov. 4 at San Diego, including 11-yard sack of Doug Flutie that knocked the Chargers QB out of the game ... Sacked Matt Hasselbeck for 9-yard loss Nov. 25 vs. Seattle ... On Dec. 9 at Oakland, shared a 5-yard sack of Rich Gannon, forced a Gannon fumble, and recovered a Tyrone Wheatley fumble ... Had a career-high 12 tackles in overtime win Dec. 16 vs. Denver, with 1.5 sacks against Gus Frerotte and Jarius Jackson for 10 yards, and also a forced fumble ... Recorded 18-yard sack of Mark Brunell, with a forced fumble, on second play of game in victory Dec. 30 at Jacksonville.

COLLEGE: Entered NFL Draft after his junior season at California ... Set an NCAA record with 7 blocked kicks as a junior in 1995, and finished second in the Pac-10 with 10.5 sacks, third-most in a season in school history ... Was a consensus All-Pac-10 selection and a first-team All-America pick by *Football News* ... Sat out 1994 due to a grade discrepancy that wasn't corrected until the professor returned from Africa three games into the season ... Started nine games at strong-side defensive end in 1993 ... Named 1993 recipient of the Joe Roth Award, given annually to a Cal player for courage, sportsmanship and leadership.

PERSONAL: Hometown is Riverside, Calif. ... Played DE and TE at John W. North High School, earning All-California Interscholastic Federation honors ... Served as a mentor at a middle school in West Oakland ... Was involved in the Big Brother/Big Sister Program while attending college ... As a Chiefs player, made visits to the Bridge Home for Children in Kansas City ... Earned degree in ethnic studies from University of California ... Married (wife Rana) with a daughter, Brea (6) and a son, Duane, Jr. (5).

DUANE CLEMONS' STATISTICS

YEAR	TEAM	G-S	Defense						Interceptions					Scoring				
			ST	AT	TT	SKS-YDS	PBU	FF	FR-YDS	NO	YDS	AVG	LG	TD	TD	IntR	FRRI	S PTS
1996	Minnesota	13-0	4	5	9	0-0	0	0	1-8	—	—	—	—	—	0	0	0	0
1997	Minnesota	13-3	10	10	20	7-33	1	2	1-0	—	—	—	—	—	0	0	0	0
1998	Minnesota	16-4	21	8	29	2.5-13	1	0	0-0	—	—	—	—	—	0	0	0	0
1999	Minnesota	16-9	26	6	32	9-47	3	3	4-0	—	—	—	—	—	0	0	0	0
2000	Kansas City	12-12	39	36	75	7.5-36.5	6	1	1-0	—	—	—	—	—	0	0	0	0
2001	Kansas City	16-15	43	30	73	7-68.5	0	4	1-0	—	—	—	—	—	0	0	0	0
2002	Kansas City	16-16	31	34	65	2-11	0	1	1-42	—	—	—	—	—	1	0	1	0
MINN. TOTALS			58-16	61	29	90	18.5-93	5	5	6-8	—	—	—	—	0	0	0	0
K.C. TOTALS			44-43	113	100	213	16.5-116	6	6	3-42	—	—	—	—	1	0	1	0
CAREER			102-59	174	129	303	35-209	11	11	9-50	—	—	—	—	1	0	1	0

— CLEMONS' 2002 GAME-BY-GAME DEFENSIVE STATISTICS (FOR KANSAS CITY) —

DATE	OPPONENT	ST	AT	TT	SKS-YDS	INT-YDS	PBU	FF	FR-YDS
9-8	at Cleveland	3	2	5	1-7	0-0	0	1	0-0
9-15	JACKSONVILLE	2	2	4	0-0	0-0	0	0	0-0
9-22	at New England	6	3	9	0-0	0-0	0	0	0-0
9-29	MIAMI	0	2	2	0-0	0-0	0	0	0-0
10-6	at N.Y. Jets	2	2	4	0-0	0-0	0	0	0-0
10-13	at San Diego	1	0	1	0-0	0-0	0	0	0-0
10-20	DENVER	1	2	3	0-0	0-0	0	0	0-0
10-27	OAKLAND	2	1	3	0-0	0-0	0	0	0-0
11-3	—BYE—								
11-10	at San Francisco	2	5	7	1-4	0-0	0	0	0-0
11-17	BUFFALO	0	4	4	0-0	0-0	0	0	0-0
11-24	at Seattle	1	1	2	0-0	0-0	0	0	0-0
12-1	ARIZONA	4	3	7	0-0	0-0	0	0	0-0
12-8	ST. LOUIS	1	2	3	0-0	0-0	0	0	1-42
12-15	at Denver	0	3	3	0-0	0-0	0	0	0-0
12-22	SAN DIEGO	0	0	0	0-0	0-0	0	0	0-0
12-29	at Oakland	6	2	8	0-0	0-0	0	0	0-0
TOTALS		31	34	65	2-11	0-0	0	1	1-42

— POSTSEASON —

YEAR	TEAM	G-S	Defense						Interceptions					Scoring				
			ST	AT	TT	SKS-YDS	PBU	FF	FR-YDS	NO	YDS	AVG	LG	TD	TD	IntR	FRRI	S PTS
1996	Minnesota	0-0	DID NOT PLAY*						DID NOT PLAY*					DID NOT PLAY*				
1997	Minnesota	2-0	2	0	2	0-0	0	0	0-0	—	—	—	—	—	—	—	—	—
1998	Minnesota	1-0	0	0	0	0-0	0	0	0-0	—	—	—	—	—	—	—	—	—
1999	Minnesota	2-2	1	3	4	1-8	1	0	0-0	—	—	—	—	—	—	—	—	—
CAREER			5-2	3	3	6	1-8	1	0	0-0	—	—	—	—	—	—	—	—

*NOTE: Clemons was inactive for one postseason game with Minnesota in the 1996 season.

BUSIEST BENGALS — SPECIAL TEAMS

FB/H-B **Nicolas Luchey** led the Bengals in special teams snaps last season, playing 216 of the team total 453. Here's a list of the five most active players on the 2002 special teams:

Player	Snaps	Pct. of Total
Nicolas Luchey, FB/H-B	216	47.7%
Brad St. Louis, LS/TE	212	46.8%
Riall Johnson, LB	211	46.6%
Jeff Burris, CB	209	46.1%
JoJuan Armour, SS	208	45.9%



Ht: 6-1 Wt: 225
College: Washington
7th year in NFL

2002 Games-Starts: 16-16; Career Games-Starts: 94-85
Acquired: D2 '97 (43rd overall)
Born: 10-24-74

Dillon has achieved nearly complete domination of Cincinnati's rushing record book, and he enters 2003 still claiming the top rushing game in NFL history (278 yards vs. Denver in 2000) ... Passed James Brooks into Bengals' all-time rushing lead in Game 4 last season, and finished the year with 7520 career yards, 1073 ahead of Brooks ... Dillon's 1311 rushing yards in 2002 was the third-highest total in Bengals history, behind only his own outputs in 2000 and '01, and he now owns four of the top five rushing seasons in club annals ... Claims seven of top 10 rushing games in Bengals history, and his 27 career 100-yard games (five in 2002) are 10 more than any other Bengal ... Also had career highs in receptions (43) and receiving yards (298) in 2002, and led the team in touchdowns (7) ... Posted career-high 1609 yards from scrimmage in '02, second-most in Bengals history ... Played in Pro Bowl following the 1999, 2000 and '01 seasons.

2002 PARTICIPATION: Started every game for third straight season ... His 48 straight starts tie him with OT Willie Anderson for longest current streak of starts on the team ... Has played 94 of a possible 96 games in his six seasons, missing one game due to injury in 1998 and '99.

DILLON AND HISTORY: On Dec. 1 of last season vs. Baltimore, Dillon topped the 1000-yard rushing mark for sixth straight season, becoming only fourth player in NFL history to reach 1000 in each of his first six seasons, joining Eric Dickerson, Barry Sanders and Curtis Martin (see "Fabulous Foursome" below) ... Dickerson posted seven straight 1000-yard years to start his career, Martin (still active) has posted eight, and Sanders is all-time leader with 10 ... Dillon's 1609 yards from scrimmage in '02 (1311 rushing, 298 receiving) made him just second Bengal to pass the 1600 mark, trailing only club-record 1773 scrimmage yards (1087 rushing, 686 receiving) by James Brooks in '86 ... Dillon has 8931 career scrimmage

yards (7520-1411), second most in Bengals history behind Brooks' 9459 ... Dillon had five 100-yard rushing games for third time in his career in '02, tying mark reached by three other Bengals, but Dillon is the only player to do it more than once ... His career-high 43 receptions gave him 181 for his career, third-most among Bengals RBs, and his career-high 298 receiving yards pushed career total to 1411, also third among Bengals RBs ... His 314 carries marked his third straight season of 300 or more and pushed his Bengals-leading career total to 1727, more than 300 ahead of second-place Pete Johnson (1402) ... Dillon's 7 rushing TDs in '02 raised his career total to 43, second on all-time Bengals list behind Pete Johnson (64) ... Dillon has 48 total TDs, fifth in team history, with Pete Johnson the leader at 70 ... Dillon's 7520 career rushing yards place him 31st on NFL's all-time rushing list, 87 yards behind No. 30 Terrell Davis (7607).

OTHER 2002 HIGHLIGHTS: Dillon needed just six seasons to post his 7520 career rushing yards, while James Brooks took eight seasons to compile the former record of 6447 that Dillon now exceeds by more than 1000 ... Dillon finished '02 with a career rushing average of 80.0 yards per game, far exceeding the second-place Bengal in the category, Pete Johnson at 57.7 ... Dillon's season-high in rushing was 164 rushing yards on Oct. 6 at Indianapolis ... Had 67-yard TD run at Indy, fourth-longest of his career, and also scored on a 2-yard run ... Limited to 10 rushing yards on 9 carries in season opener Sept. 8 vs. San Diego and was 3-for-22 receiving ... Came back to rush for 22-for-108 on Sept. 15 at Cleveland and also had career-high 8 pass receptions for 67 yards against Browns, leading the team in both receiving categories ... Rushed 18-for-66 and was 3-for-15 receiving Sept. 22 at Atlanta ... Rushed for 59 yards on Sept. 29 vs. Tampa Bay, passing James Brooks (6447 yards) in that game for Bengals all-time rushing lead ... Had 138 yards rushing

FABULOUS FOURSOME

Bengals HB **Corey Dillon** is one of only four players in NFL history to rush for 1000 or more yards in each of his first six seasons:

Player, First 6 Seasons	1st	2nd	3rd	4th	5th	6th
Eric Dickerson, 1983-88	1808	2105	1234	1821	1288	1659
Barry Sanders, 1989-94	1470	1304	1548	1352	1115	1883
Curtis Martin, 1995-2000	1487	1152	1160	1287	1464	1204
Corey Dillon, 1997-2002	1129	1130	1200	1435	1315	1311

NOTE: Sanders' streak extended to 10 years; Dickerson's reached seven; Martin has a current eight-year streak; and Dillon has a current six-year streak.

Oct. 27 vs. Tennessee, with a 4-yard TD run, but fell just short of giving Bengals their first win, when his carry on fourth down late in game was ruled short of goal line ... Had 92 yards rushing on 22 carries Nov. 3 at Houston ... Rushed for 102 yards Nov. 10 at Baltimore and added 48 receiving yards on 5 catches ... Ran for 92 yards Nov. 17 vs. Cleveland and caught 2 passes for 18 yards ... Ran for 60 yards Nov. 24 at Pittsburgh, and rushed for 2 TDs (10 yards and 2 yards) ... Rushed for 126 yards on 18 carries in just three quarters Dec. 22 vs. New Orleans ... Suffered left elbow bruise and right thigh bruise in win over Saints, missing the fourth quarter ... Closed season Dec. 29 at Buffalo with 13-for-53 rushing and 2 receptions for 9 yards.

THE C.D. REVIEW: Corey Dillon's capture of the Bengals' career rushing record on Sept. 29 of last season added one more mark to a records case that already is more than full.

He already holds the NFL record for most rushing yards in a game — 278 vs. Denver on Oct. 22, 2000. Following is a look at the other Bengals records which Dillon holds or shares:

- **Most rushing yards, season:** 1435 in 2000.
- **Most carries, season:** 340 in 2001.
- **Most carries, career:** 1727.
- **Longest scrimmage play:** 96-yard run at Detroit on Oct. 28, 2001.
- **Most rushing attempts in a game:** 39 vs. Tennessee on Dec. 4, 1997.
- **Most scrimmage yards in a game:** 278 vs. Denver on Oct. 22, 2000.
- **Most rushing yards in a game by a rookie:** 246 vs. Tennessee on Dec. 4, 1997.
- **Most scrimmage yards in a game by a rookie:** 276 vs. Tennessee on Dec. 4, 1997.
- **Most 100-yard rushing games, career:** 27.
- **Most 100-yard rushing games in a season:** 5, in 1999, 2000 and '02. Three other Bengals have posted 5 in a season, but Dillon is the only player to do it more than once.
- **Most 200-yard rushing games:** 3. Dillon has three of the four 200-yard games in club history.
- **Most 200-yard rushing games in a season:** 2, in 2000.
- **Most 1000-yard seasons:** 6.
- **Most rushing TDs in a game:** 4 vs. Tennessee on Dec. 4, 1997.

- **Most total TDs in a game:** 4 vs. Tennessee on Dec. 4, 1997, sharing the record with Larry Kinnebrew.
- **Most points in a game:** 24 vs. Tennessee on Dec. 4, 1997, sharing the record with Larry Kinnebrew.

THE RECORD-BREAKER: Dillon's 278 rushing yards on Oct. 22, 2000 vs. Denver are the NFL's most-ever in a game. The performance surpassed Walter Payton's mark of 275, which had stood for nearly 23 years, since Nov. 20, 1977. Dillon amassed the record total on just 22 carries, averaging 12.6 yards per trip. Payton had 40 carries in his 275-yard game, and Dillon's number of carries stands as the fewest by any player in the top 10 rushing games in NFL history.

Dillon had seven runs of more than 20 yards in the 31-21 Bengals victory against Denver, including five of more than 30 yards (see run-by-run breakdown on P. 36). He scored touchdowns in the fourth quarter on runs of 65 and 41 yards. The 65-yarder extended Cincinnati's lead to 24-14 with 4:58 to play, and the 41-yarder put the score at its final margin of 31-21 with 1:49 to play. The 41-yarder was Dillon's final carry of the day, pushing him over Payton's record yardage total.

Remarkably in the record effort, Dillon was held to 1 yard or less on 41% of his carries (9 of 22). He rushed for 58 yards on 4 carries in the first quarter, 19 yards on 5 carries in the second, 93 yards on 7 carries in the third and 108 yards on 6 carries in the fourth.

Dillon has two of the top eight rushing games in NFL history, as his 246-yard effort as a rookie in 1997 vs. Tennessee is No. 8 all-time (see "Remarkable Runners" in box below).

PREVIOUS SEASONS — 1997: Drafted by Bengals in second round (43rd overall) ... Entered the draft after his junior season at the University of Washington ... Signed July 21 ... Did not become a starter until Game 10 and had only 196 rushing yards at season's halfway point, but rushed for 933 yards in final eight games ... Season total of 1129 yards broke Bengals rookie record of 1066 set by Ickey Woods in 1988 ... Highlight game of his rookie season came Dec. 4 vs. Tennessee, as he rushed for 246 yards on 39 carries, breaking the NFL rookie record of 237 yards set by Cleveland's Jim Brown against the L.A. Rams in 1957. (Dillon's rookie mark was broken in 2000 when Denver rookie Mike Anderson rushed for 251 vs. New Orleans.) ... Dillon was named 1997 AFC Rookie of the Year.

REMARKABLE RUNNERS

Bengals HB **Corey Dillon** owns two of the best single-game rushing performances in NFL history (No. 1 and No. 8). The all-time leaders:

Date	Player, Team, Opponent	Yards	Att.	Avg.
10-22-00	Corey Dillon, Cincinnati vs. Denver	278	22	12.6
11-20-77	Walter Payton, Chicago vs. Minnesota	275	40	6.9
11-25-76	O.J. Simpson, Buffalo vs. Detroit	273	29	9.4
11-11-01	Shaun Alexander, Seattle vs. Oakland	266	35	7.6
12-3-00	* Mike Anderson, Denver at New Orleans	251	37	6.8
9-16-73	O.J. Simpson, Buffalo vs. New England	250	29	8.6
12-5-71	Willie Ellison, L.A. Rams vs. New Orleans	247	26	9.5
12-4-97	* Corey Dillon, Cincinnati vs. Tennessee	246	39	6.3

*Rookie

the Year in peer voting conducted by NFL Players Association ... Only NFL rookie to top 1000-yard rushing mark for the season ... Led Bengals RBs in receiving yards (259) ... Finished sixth in rushing in AFC, but his per-carry average of 4.85 yards was higher than the five players who had more total yards ... Rushed for 100 or more yards three weeks in a row (Games 13-15), becoming the first Bengal to record three straight since Pete Johnson in 1980 season ... Scored 10 of Cincinnati's NFL-leading 23 rushing TDs, the most rushing scores by one player since Ickey Woods' team-record 15 in 1988 ... Awarded offensive Game Ball by coaches twice, for record-breaking performance vs. Tennessee and for 123-yard rushing game Nov. 2 vs. San Diego, his first 100-yarder as a pro ... Longest TD run was 71 yards Nov. 2 vs. San Diego ... Used as kickoff returner early in season, averaging 30.3 yards on 6 attempts. **1998:** Rushed for 1130 yards, exceeding by one his rookie season total ... Had four 100-yard rushing games for second straight season, topped by 124 yards on 14 carries Oct. 18 at Tennessee ... Season-long run was 66 yards in third quarter Oct. 18 at Tennessee, and he scored on 12-yard run in third quarter of that game ... Had first career TD pass reception Oct. 25 at Oakland, scoring on 17-yard toss from QB Neil O'Donnell ... Had career-long 41-yard reception from QB Paul Justin on Dec. 27 vs. Tampa Bay ... Started Games 1-14 and 16 ... On weekly inactive list for Game 15, Dec. 20 at Pittsburgh, due to lower back bruise suffered Dec. 13 at Indianapolis. **1999:** Dillon's 1200 rushing yards were second-most in Bengals history to that point, and he was the first Bengals RB voted to Pro Bowl since Harold Green (following 1992 season) ... Dillon's 4.6 yards per attempt was the highest average among the Top 10 rushers in the AFC by nearly a half-yard, with next-highest at 4.2 ... Missed season's final

game, Jan. 2 at Jacksonville, due to left knee strain, and would have needed only 40 yards in that game to break James Brooks' team record of 1239 rushing yards, set in 1989 ... Started in Games 1-15 ... Dillon's 1490 yards from scrimmage (1200 rushing, 290 receiving) was the Bengals' most since 1989 ... Rushed for 120 yards on 23 carries at Pittsburgh and earned one of two coaches' offensive Game Balls ... Scored Bengals' first TD of season on a 1-yard run in first quarter Sept. 12 at Tennessee ... Had 210 scrimmage yards Dec. 5 vs. 49ers, rushing 25 times for 133 yards and adding career-high 77 receiving yards on 5 catches ... Was voted to the AFC Pro Bowl squad, and had 1 reception for 9 yards, 1 rush for minus-3 yards and 57 yards on 2 kickoff returns in a 51-31 NFC victory. **2000:** Dillon got a late start to a season in which he would set the NFL single-game rushing record (278) and Bengals season rushing mark (1435) ... Smashed former Bengals season rushing record of 1239 yards set by James Brooks in 1989 ... Dillon began the offseason as a restricted free agent and did not sign until Aug. 10, missing first three weeks of training camp ... Went on to start every game for the first time in his career, but was held to 82 total rushing yards in the first three games before averaging 104.1 yards over the final 13 games ... Had 12 runs of 20 or more yards, tying for NFL lead with Denver's Mike Anderson and Jacksonville's Fred Taylor ... With his career-record 315 carries (since surpassed), he broke record of 274 which Pete Johnson had set in 1981 ... Tied with WR Peter Warrick for team's season lead in touchdowns (7) ... Topped his output for the first three games combined in Game 4 on Oct. 1 vs. Miami, rushing for 110 yards on 22 carries ... Had 80-yard TD run Oct. 8 vs. Tennessee, tied for longest run by an AFC player in 2000 ... The 80-yard run vs. Tennessee took Dillon to the 3739 mark in career

DILLON RUNS FOR NFL'S BEST-EVER GAME

Listed below is a breakdown of HB **Corey Dillon's** 22 carries vs. Denver on Oct. 22, 2000, when he set the NFL single-game rushing record of 278 yards. Each entry shows down-distance-yard line (time remaining) at start of play; result of the play (tackler); and Dillon's cumulative attempts and yards after each carry.

1st Quarter	Result	Att.	Yds.
1-10-CIN 34 (8:02)	No gain (B. Romanowski)	1	0
1-10-CIN 45 (6:47)	34-yard gain, reduced to 26 yards by penalty (E. Brown)	2	26
1-10-CIN 29 (2:53)	31-yard gain (B. Jenkins)	3	57
2-10-DEN 17 (1:01)	1-yard gain (H. Hasselbach)	4	58
2nd Quarter	Result	Att.	Yds.
2-7-DEN 7 (14:49)	1-yard gain (A. Wilson)	5	59
1-3-DEN 3 (14:15)	2-yard loss (E. Brown)	6	57
2-5-DEN 5 (14:01)	1-yard loss (A. Wilson)	7	56
2-10-CIN 44 (11:22)	21-yard gain, then fumble (forced by B. Romanowski) at Denver 35; recovered by Denver's E. Brown at Broncos' 24 and returned 8 yards to Denver 32	8	77
1-10-CIN 38 (1:46)	No gain (T. Pryce)	9	77
3rd Quarter	Result	Att.	Yds.
1-10-CIN 35 (14:51)	4-yard gain (B. Jenkins)	10	81
3-17-CIN 28 (13:50)	37-yard gain (A. Wilson)	11	118
1-10-DEN 35 (13:22)	3-yard gain (E. Brown)	12	121
2-10-CIN 47 (10:16)	30-yard gain (B. Jenkins)	13	151
1-10-CIN 11 (3:56)	4-yard gain (B. Romanowski)	14	155
2-13-CIN 8 (3:09)	1-yard gain (K. Traylor)	15	156
3-12-CIN 9 (2:35)	14-yard gain (M. Reagor, K. Pittman)	16	170
4th Quarter	Result	Att.	Yds.
1-10-CIN 38 (13:03)	1-yard loss (K. Traylor)	17	169
1-10-CIN 34 (5:43)	1-yard gain (B. Jenkins)	18	170
2-9-CIN 35 (5:09)	65-yard gain for touchdown	19	235
1-10-CIN 31 (3:33)	2-yard loss (M. Reagor)	20	233
2-12-CIN 29 (3:28)	4-yard gain (J. Mobley)	21	237
2-8-DEN 41 (2:00)	41-yard gain for touchdown	22	278

rushing, past Harold Green (3727) into third place all-time on Bengals ... Set NFL record with 278 yards on Oct. 22 vs. Denver (see separate item) ... Followed his record-breaker vs. Denver with a 137-yard rushing effort Oct. 29 at Cleveland, and his 415 rushing yards over the two games were third-most in NFL history in consecutive games ... Rushed 23 times for 128 yards with 2 TDs Nov. 26 vs. Pittsburgh ... Came back the next week with 35-for-216 effort Dec. 3 vs. Arizona, which is still the most rushing yards ever allowed by the Cardinals in their 83-year franchise history ... Passed James Brooks' team record of 1239 rushing yards in a season during third quarter of the Arizona game ... Dillon was voted to the AFC Pro Bowl squad, and was 5-for-16 rushing and 2-for-36 receiving in a 38-17 AFC victory. **2001:** Signed five-year Bengals contract on May 11, and went on to start all 16 games for the second year in a row ... Scored career-high and team-leading 13 TDs ... Also led team in total points (78), becoming first non-kicker to claim the lead since FB Ickey Woods (90 points) in 1988 ... With 3 receiving TDs, Dillon became first RB to lead team in TD catches for a season ... Dillon's rushing total of 1315 yards was second-most in team history, behind only his own mark of 1435 yards in 2000 ... Led Bengals RBs in receptions (34) and receiving yards (228) ... Set team record with 340 rushing attempts, which also led the AFC ... Had highest percentage of total team TDs (52.0%, 13 of 25) of any Bengals player in a season, topping previous high of 45.9% by Carl Pickens (17 of 37) in 1995 ... Dillon's 96-yard TD run Oct. 28 at Detroit was longest scrimmage play in Bengals history and tied for the fourth-longest rushing play in NFL history ... His 184-yard rushing day at Detroit was the most in Bengals history for a road game, and he scored a season-best 3 TDs, also striking paydirt on an 8-yard reception and a 1-yard run ... On Sept. 9 vs. New England, posted his only 100-yard rushing game in a season opener, going 24-for-104 with a 5-yard TD run in second quarter ... Teamed with WR Darnay Scott vs. New England to become first Bengals teammates to combine for 100 yards rushing and receiving since Dec. 5, 1999 vs. San Francisco, when Dillon teamed with Carl Pickens for the milestone ... Rushed for 140 yards on 31 carries (4.5 avg.) Oct. 14 vs. Cleveland, and scored on 5-yard run in fourth quarter that gave the Bengals a 21-7 lead ... Scored game-

tying TD with 0:08 to play in regulation on Dec. 2 vs. Tampa Bay, breaking two tackles to complete a 6-yard pass play ... Scored both Cincinnati TDs on Dec. 16 at N.Y. Jets, on runs of 1 and 3 yards ... Rushed for 127 yards on 24 carries Dec. 23 at Baltimore, becoming first player in 51 games to gain 100 yards vs. Ravens ... Had 114 scrimmage yards (87 rushing, 27 receiving) in season-ending win Jan. 6 at Tennessee, and scored rushing TDs of 2 and 34 yards in second quarter ... Also at Tennessee, Dillon became Bengals' most frequent all-time ball carrier, pushing his career attempts to 1413 and passing Pete Johnson (1402) ... Dillon finished as first alternate at running back in AFC Pro Bowl voting, and was named to team when Pittsburgh's Jerome Bettis was ruled out of game due to groin injury ... In Pro Bowl game, Dillon rushed for 58 yards on 6 carries (9.7 avg.) in 38-30 AFC win.

COLLEGE: Played at Washington only in 1996, as a junior, and left with a remarkable list of school season records — rushing yards (1555), attempts (271), TDs (23), rushing TDs (22), all-purpose yards (2185) and scoring (138) ... Posted multiple records despite starting only 8 of 11 games, as he was backup to Rashaan Shehee until Shehee was sidelined with ankle injury in Game 3 ... In Holiday Bowl vs. Colorado, rushed for 140 yards and added 2 more TDs to his regular-season total of 23 ... Scored 5 TDs in 41-21 conquest of UCLA, earning *Sports Illustrated* National Player of Week honors as he rushed for 145 yards and added 53 yards in receptions ... Played junior college ball at Dixie College in St. George, Utah, in 1995, and was chosen JC Offensive Back of the Year by *College Sports* magazine after rushing 279 times for 1899 yards and 20 TDs ... In 1994, rushed for 1165 yards and 16 TDs at Garden City (Kan.) JC.

PERSONAL: Hometown is Seattle, Wash. ... Played at Franklin High School, where he won all-state honors in football and was All-Metro Player of Year ... Also earned all-metro honors in baseball ... Senior year in high school was 1992-93 ... Sat out 1993 football season before enrolling at Garden City JC for '94 season ... Physical education major at Washington ... Married (wife Desiree), with a daughter, Cameron ... Selected by San Diego Padres (as an outfielder) in the 1993 free agent baseball draft.

COREY DILLON'S STATISTICS

		Rushing						Receiving						Scoring					
YEAR	TEAM	G-S	ATT	YDS	AVG	LG	TD	NO	YDS	AVG	LG	TD	TD	TD-R	TD-P	TD-R	2-PIC	PTS	
1997	Cincinnati	16-7	233	1129	4.8	71-1	10	27	259	9.6	28	0	10	10	0	0	0	60	
1998	Cincinnati	15-15	262	1130	4.3	66	4	28	178	6.4	41	1	5	4	1	0	0	30	
1999	Cincinnati	15-15	263	1200	4.6	50	5	31	290	9.4	23	1	6	5	1	0	0	36	
2000	Cincinnati	16-16	315	1435	4.6	80-1	7	18	158	8.8	31	0	7	7	0	0	0	42	
2001	Cincinnati	16-16	340	1315	3.9	96-1	10	34	228	6.7	17	3	13	10	3	0	0	78	
2002	Cincinnati	16-16	314	1311	4.2	67-1	7	43	298	6.9	19	0	7	7	0	0	0	42	
CAREER		94-85	1727	7520	4.4	96-1	43	181	1411	7.8	41	5	48	43	5	0	0	288	

MISCELLANEOUS STATISTICS: 1 pass attempt/1 interception in 2001.

		Special Teams								Kickoff Returns						Punt Returns					
YEAR	TEAM	FR-																			
		ST	AT	TT	FF	YDS	BP	BFG	BXP	NO	YDS	AVG	FC	LG	TD	NO	YDS	AVG	FC	LG	TD
1997	Cincinnati	—	—	—	—	—	—	—	—	6	182	30.3	0	58	0	—	—	—	—	—	—
1999	Cincinnati	—	—	—	—	—	—	—	—	1	4	4.0	0	4	0	—	—	—	—	—	—
CAREER		—	—	—	—	—	—	—	—	7	186	26.6	0	58	0	—	—	—	—	—	—

— DILLON'S SINGLE-GAME HIGHS —

RUSHING — Attempts: 39 vs. Tenn. 12-4-97; Yards: 278 vs. Den. 10-22-00; Long: 96 at Det. 10-28-01 (TD).

RECEIVING — Receptions: 8 at Cle. 9-15-02; Yards: 77 vs. S.F. 12-5-99; Long: 41 vs. T.B. 12-27-98.

TOUCHDOWNS — Total: 4 vs. Tenn. 12-4-97; Rushing: 4 vs. Tenn. 12-4-97; Receiving: 1 (5 times), most recently vs. T.B. 12-2-01.

— DILLON'S CAREER GAME-BY-GAME STATISTICS —

		Rushing					Receiving				
DATE	OPPONENT	ATT	YDS	AVG	LG	TD	NO	YDS	AVG	LG	TD
1997											
8-31	ARIZONA	0	0	—	—	0	0	0	0	—	0
9-7	at Baltimore	0	0	—	—	0	0	0	—	—	0
9-14	—BYE—										
9-21	at Denver	5	58	11.6	28	0	4	30	7.5	10	0
9-28	NEW YORK JETS	9	48	5.3	12	0	2	30	15.0	22	0
10-5	at Jacksonville	7	35	5.0	14	0	1	9	9.0	9	0
10-12	at Tennessee	8	39	4.9	21-1	1	1	10	10.0	10	0
10-19	PITTSBURGH	5	8	1.6	5	0	1	12	12.0	12	0
10-26	at New York Giants	5	8	1.6	4	1	1	21	21.0	21	0
11-2	SAN DIEGO	19	123	6.5	71-1	1	1	4	4.0	4	0
11-9	at Indianapolis	22	97	4.4	46-1	1	1	5	5.0	5	0
11-16	at Pittsburgh	19	78	4.1	22	0	1	21	21.0	21	0
11-23	JACKSONVILLE	26	88	3.4	16	1	5	48	9.6	16	0
11-30	at Philadelphia	19	114	6.0	37	0	2	17	8.5	11	0
12-4	TENNESSEE	39	246	6.3	59	4	2	30	15.0	28	0
12-14	DALLAS	26	127	4.9	14-1	1	2	7	3.5	4	0
12-21	BALTIMORE	24	60	2.5	15	0	3	15	5.0	6	0
1998											
9-6	TENNESSEE	19	91	4.8	19	1	1	3	3.0	3	0
9-13	at Detroit	17	77	4.5	23	1	1	-1	-1.0	-1	0
9-20	GREEN BAY	16	28	1.8	8	0	0	0	—	—	0
9-27	at Baltimore	25	116	4.6	14	0	2	6	3.0	6	0
10-4	—BYE—										
10-11	PITTSBURGH	23	99	4.3	15	0	0	0	—	—	0
10-18	at Tennessee	14	124	8.9	66	1	1	2	2.0	2	0
10-25	at Oakland	13	59	4.5	16	0	3	25	8.3	17-1	1
11-1	DENVER	35	110	3.1	27	0	1	5	5.0	5	0
11-8	at Jacksonville	16	76	4.8	17	0	6	27	4.5	6	0
11-15	at Minnesota	21	66	3.1	12	0	3	14	4.7	6	0
11-22	BALTIMORE	13	35	2.7	7	0	0	0	—	—	0
11-29	JACKSONVILLE	16	107	6.7	61	0	4	44	11.0	22	0
12-6	BUFFALO	11	43	3.9	9	1	3	2	0.7	5	0
12-13	at Indianapolis	9	29	3.2	14	0	0	0	—	—	0
12-20	at Pittsburgh			INACTIVE				INACTIVE			
12-27	TAMPA BAY	14	70	5.0	13	0	3	51	17.0	41	0
1999											
9-12	at Tennessee	21	66	3.1	15	1	2	11	5.5	7	0
9-19	SAN DIEGO	12	37	3.1	12	0	0	0	—	—	0
9-26	at Carolina	20	113	5.7	30	0	3	24	8.0	12	0
10-3	ST. LOUIS	15	39	2.6	14	0	1	0	0.0	0	0
10-10	at Cleveland	28	168	6.0	38	0	1	1	1.0	1	0
10-17	PITTSBURGH	16	78	4.9	26	0	2	24	12.0	18	0
10-24	at Indianapolis	6	7	1.2	6	0	1	6	6.0	6	0
10-31	JACKSONVILLE	14	32	2.3	22	0	2	25	12.5	17	0
11-7	at Seattle	16	81	5.1	32	0	0	0	—	—	0
11-14	TENNESSEE	14	33	2.4	10	0	3	37	12.3	18	0
11-21	BALTIMORE	15	74	4.9	31	0	1	15	15.0	15	0
11-28	at Pittsburgh	23	120	5.2	20	0	3	20	6.7	13	0
12-5	SAN FRANCISCO	25	133	5.3	27	1	5	77	15.4	23	1
12-12	CLEVELAND	28	192	6.9	50	3	2	20	10.0	12	0
12-19	—BYE—										
12-26	at Baltimore	10	27	2.7	6	0	5	30	6.0	14	0
1-2	at Jacksonville			INACTIVE				INACTIVE			
2000											
9-3	—BYE—										
9-10	CLEVELAND	12	41	3.4	14	0	2	46	23.0	31	0
9-17	at Jacksonville	17	32	1.9	12	0	4	34	8.5	17	0
9-24	at Baltimore	12	9	0.8	4	0	3	22	7.3	9	0
10-1	MIAMI	22	110	5.0	19	0	1	4	4.0	4	0
10-8	TENNESSEE	15	95	6.3	80-1	1	1	7	7.0	7	0
10-15	at Pittsburgh	15	36	2.4	12	0	1	9	9.0	9	0
10-22	DENVER	22	278	12.6	65-1	2	0	0	—	—	0
10-29	at Cleveland	27	137	5.1	25	1	0	0	—	—	0
11-5	BALTIMORE	16	23	1.4	8	0	1	9	9.0	9	0
11-12	at Dallas	20	94	4.7	13	0	0	0	—	—	0
11-19	at New England	28	79	2.8	9	0	2	18	9.0	10	0
11-26	PITTSBURGH	23	128	5.6	20-1	2	0	0	—	—	0
12-3	ARIZONA	35	216	6.2	57	1	0	0	—	—	0
12-10	at Tennessee	18	42	2.3	11	0	2	8	4.0	4	0
12-17	JACKSONVILLE	17	76	4.5	25	0	0	0	—	—	0
12-24	at Philadelphia	16	39	2.4	8	0	1	1	1.0	1	0

DILLON'S CAREER GAME-BY-GAME STATISTICS (continued)

		Rushing					Receiving				
DATE	OPPONENT	ATT	YDS	AVG	LG	TD	NO	YDS	AVG	LG	TD
2001											
9-9	NEW ENGLAND	24	104	4.3	40	1	4	32	8.0	14	0
9-23	BALTIMORE	18	57	3.2	11	0	4	1	0.3	1-1	1
9-30	at San Diego	15	46	3.1	11	0	2	18	9.0	11	0
10-7	at Pittsburgh	19	64	3.4	10	0	1	-2	-2.0	-2	0
10-14	CLEVELAND	31	140	4.5	25	1	3	16	5.3	8	0
10-21	CHICAGO	16	30	1.9	10	0	0	0	—	—	0
10-28	at Detroit	27	184	6.8	96-1	2	3	18	6.0	9	1
11-4	—BYE—										
11-11	at Jacksonville	17	58	3.4	19	1	2	13	6.5	8	0
11-18	TENNESSEE	17	38	2.2	9	0	2	23	11.5	12	0
11-25	at Cleveland	20	63	3.2	18	0	1	6	6.0	6	0
12-2	TAMPA BAY	23	79	3.4	16	0	2	8	4.0	6-1	1
12-9	JACKSONVILLE	24	62	2.6	9-1	1	2	24	12.0	16	0
12-16	at New York Jets	22	85	3.9	20	2	3	32	10.7	17	0
12-23	at Baltimore	24	127	5.3	19	0	2	12	6.0	7	0
12-30	PITTSBURGH	21	91	4.3	30	0	0	0	—	—	0
1-6	at Tennessee	22	87	4.0	34-1	2	3	27	9.0	16	0
2002											
9-8	SAN DIEGO	9	10	1.1	5	0	3	22	7.3	14	0
9-15	at Cleveland	22	108	4.9	14	0	8	67	8.4	14	0
9-22	at Atlanta	18	66	3.7	9	0	3	15	5.0	9	0
9-29	TAMPA BAY	21	59	2.8	9	0	0	0	—	—	0
10-6	at Indianapolis	23	164	7.1	67-1	2	6	21	3.5	10	0
10-13	PITTSBURGH	17	57	3.4	11	1	2	19	9.5	11	0
10-20	—BYE—										
10-27	TENNESSEE	30	138	4.6	31	1	0	0	—	—	0
11-3	at Houston	22	92	4.2	12	0	0	0	—	—	0
11-10	at Baltimore	21	102	4.9	19	0	5	48	9.6	19	0
11-17	CLEVELAND	19	92	4.8	27	0	2	18	9.0	14	0
11-24	at Pittsburgh	19	60	3.2	10-1	2	1	5	5.0	5	0
12-1	BALTIMORE	23	70	3.0	10	1	6	28	4.7	8	0
12-8	at Carolina	18	55	3.1	17	0	4	30	7.5	16	0
12-15	JACKSONVILLE	21	59	2.8	16	0	0	0	—	—	0
12-22	NEW ORLEANS	18	126	7.0	26	0	1	16	16.0	16	0
12-29	at Buffalo	13	53	4.1	15	0	2	9	4.5	7	0
CAREER		1727	7520	4.4	96-1	43	181	1411	7.8	41	5

P



TRAVIS DORSCH



10

Ht: 6-6 Wt: 221

College: Purdue

2nd year in NFL

2002 Games-Starts: 1-0; Career Games-Starts: 1-0

Acquired: D4 '02 (109th overall)

Born: 9-4-79

Dorsch has excellent potential as both a punter and place-kicker, but will concentrate on punting as Bengals enter 2003 training camp ... Played in one game, as a punter, as a rookie last season, spending 15 weeks on inactive list behind starting K Neil Rackers and starting P Nick Harris ... As a Purdue senior in 2001, he was the only player in Big Ten history to earn all-conference honors as both punter and kicker.

2002 RECAP: Drafted by Bengals in fourth round (109th overall) ... Signed July 24 ... Perfect in preseason as a place-kicker, going 3-for-3 on FG attempts (long of 36) and 4-for-4 on PATs ... Did not punt in preseason ... In regular season played only on Dec. 8 at Carolina ... Made NFL debut as a punter in the Carolina game, averaging 32.4 yards on 5 kicks, 2 of which were returned for TDs ... Was also place kick holder at Carolina.

COLLEGE: Left Purdue as the Big Ten career leader in points (355) and field goals (68) ... Set Purdue career marks for punting average (48.5) and total PATs (151) ... Played four seasons as Purdue's place-kicker and was the primary punter as well as a senior ... In 2001, he was named first-team All-American as a place-kicker by *The Sporting News* and *Football News*, and was first-team as a punter by Walter Camp Foundation, CNNSI.com and American Football Coaches Association ... Led the nation as a senior with 48.4 regular-season punting average, and set a Purdue season record with 81.5% field goal accuracy (22-of-27) ... Won 2001 Ray Guy Award as nation's outstanding punter ... Won conference Special Teams Player of the Week award four times as a senior, most in a season in Big Ten history ... Made 70.1% of his career field goal tries (68-of-97) and 93.8% of his career PAT tries (151-of-161).

PERSONAL: Hometown is Bozeman, Mont. ... Attended Bozeman High School, where he was an All-American first-team football selection by *USA Today* ... Set state records with 63-yard FG and 39 consecutive PATs made, and earned all-state honors as a senior WR with 48 catches for 678 yards and 8 TDs ... Was team MVP in baseball and all-state in basketball in high school ... Pitched and

played first base for Purdue's baseball team, and worked in 2003 as a radio broadcaster for Purdue baseball ... Holds degree in psychology from Purdue ... Earned Academic All-Big Ten and second-team Verizon Academic All-American honors ... Single ... Hobbies include sports memorabilia collecting and outdoor activities ... Full name is Travis Edward Dorsch ... Last name is pronounced "dorsh."

TRAVIS DORSCH'S STATISTICS

YEAR	TEAM	G-S	NO	YDS	AVG	NET	TB	Punting			ST	AT	TT	FF	Special Teams			
								IN-20	LG	BLK					FR-YDS	BP	BFG	BXP
2002	Cincinnati	1-0	5	162	32.4	1.8	0	0	46	0	—	—	—	—	—	—	—	—
CAREER		1-0	5	162	32.4	1.8	0	0	46	0	—	—	—	—	—	—	—	—

WR



RON DUGANS

Ht: 6-2 Wt: 205

College: Florida State

4th year in NFL

2002 Games-Starts: 16-5; Career Games-Starts: 46-13

Acquired: D3 '00 (66th overall)

Born: 4-27-77



81

Dugans significantly improved his receiving numbers for the second straight year in 2002, finishing third on team in receptions (47) and fourth in yards (421) ... Led the team in receptions in three games ... Also continued his role as one of Cincinnati's top special teams performers, ranking second in tackles (18) after leading the club in 2001 ... Signed a new Bengals contract on 4-25-03 after having become a restricted free agent.

2002 PARTICIPATION: Played in every game for the second consecutive year ... Started Games 7, 10 and 14-16.

2002 HIGHLIGHTS: Led the team in receptions (7) and receiving yards (81) Dec. 1 vs. Baltimore, tying his career-high for catches and posting a new career high for yards in a game ... Led the team with 7 receptions (for 48 yards) Oct. 6 at Indianapolis, and made a key special teams play against Colts, as he leaped to tip a Bengals onside kick that was recovered by teammate Marquand Manuel ... Opened season with 2 catches for 23 yards Sept. 8 vs. San Diego ... Had 4 receptions for 18 yards Sept. 22 at Atlanta, tying for team lead in receptions ... Started Oct. 27 vs. Tennessee as the Bengals opened in a four-WR set, and had 1 reception for 19 yards ... Led special teams with 3 tackles in Nov. 3 victory at Houston ... Got credit for his second start of the season Nov. 17 vs. Cleveland, as the Bengals opened in a four-WR set ... Tied for the team lead with 2 special teams tackles vs. Browns ... Had 6 receptions for 49 yards Nov. 24 at Pittsburgh and led special teams with 3 tackles ... Led team with 6 receptions and finished second in receiving yards (69) Dec. 15 vs. Jacksonville.

PREVIOUS SEASONS — 2000: Drafted by

Bengals in the third round (66th overall) ... Season-best reception total was 3 (for 25 yards) Oct. 8 vs. Tennessee ... Season-best yardage total was 29 (on 2 catches, both for first downs) Oct. 15 at Pittsburgh ... Started Games 1-5, and played as reserve in Games 6-9, 11-12 and 14-16 ... Inactive for Game 10, Nov. 12 at Dallas, and Game 13, Dec. 3 vs. Arizona ... Closed the season with 2-for-15 receiving effort on Dec. 24 at Philadelphia. **2001:** Played in every game, with starts on Sept. 23 vs. Baltimore, Nov. 11 at Jacksonville and Dec. 23 at Baltimore ... Was the team's Pro Bowl nominee for special teams player, contributing a team-leading 23 tackles while also playing on punt returns and kickoff returns ... Finished fourth on the team in receiving yards (251) and was tied for fourth in catches (28) ... Made a diving end-zone catch for a 2-point conversion Oct. 14 vs. Cleveland, giving Bengals 21-7 lead early in fourth quarter ... Had only 1 catch for 6 yards in victory Dec. 30 vs. Pittsburgh, but it came on a third-and-goal play in the fourth quarter and produced a TD that closed Pittsburgh's lead to 23-17 ... On Sept. 23 vs. Baltimore, was 2-for-12 receiving with 3 special teams tackles; caught 5-yard pass to Ravens' 1 in third quarter, setting up 1-yard TD pass from Jon Kitna to Corey Dillon ... Had 49 yards on 3 catches Oct. 21 vs. Chicago, and also had 2 special teams tackles ... Had a 6-yard reception on a third-and-4 play Oct. 28 at Detroit, giving Bengals their initial first down on an 83-yard, game-winning TD drive in the fourth quarter ... Had 4 catches for 51 yards Nov. 11 at Jacksonville, where he also led team with 3 special teams stops ... Scored the only Cincinnati TD on Nov. 18 vs. Tennessee, on a 10-yard pass from Jon Kitna in the first quarter.

HISTORY-MAKER: Dugans was a part of two historical firsts in his NFL debut on Sept. 10, 2000 vs. Cleve-

land. He joined teammate Peter Warrick, his college teammate at Florida State, as the first rookies from the same college to open a season as starting WRs for the same NFL team. And early in the second quarter, Dugans scored the first Bengals regular-season touchdown at Paul Brown Stadium on a 4-yard pass from Akili Smith.

COLLEGE: Despite playing in the same lineup with All-American WR Peter Warrick, Dugans caught 81 passes for 1260 yards and 6 TDs over his final two seasons at Florida State ... Key player in Sugar Bowl victory over Virginia Tech for the 1999 national championship, snagging TD catches of 63 and 14 yards as FSU beat Virginia Tech, 46-29 ... Caught 43 passes for 644 yards in regular sea-

son as a senior, and 38 for 616 as a junior ... Big-game player who closed his junior season with 135 yards on 6 catches in Fiesta Bowl vs. Tennessee.

PERSONAL: Hometown is Tallahassee, Fla. ... Holds degree in political science from Florida State ... Attended Florida A&M University High School in Tallahassee ... Became one of South's hottest recruits following a senior season in which he starred as a running back, strong safety, kickoff returner and punt returner ... Also a standout in basketball and track ... Averaged 20 points per game as a senior for defending state basketball champs, and won state championship in the triple jump as a junior ... Last name is pronounced "DOO-gins" (hard g).

RON DUGANS' STATISTICS

YEAR	TEAM	G-S	Receiving					Rushing					Scoring					
			NO	YDS	AVG	LG	TD	ATT	YDS	AVG	LG	TD	TD-R	TD-P	TD-RI	2-PIC	PTS	
2000	Cincinnati	14-5	14	125	8.9	17	1	—	—	—	—	—	1	0	1	0	0	6
2001	Cincinnati	16-3	28	251	9.0	31	2	—	—	—	—	—	2	0	2	0	1	14
2002	Cincinnati	16-5	47	421	9.0	31	0	—	—	—	—	—	0	0	0	0	0	0
CAREER		46-13	89	797	9.0	31	3	—	—	—	—	—	3	0	3	0	1	20

		Special Teams								Kickoff Returns						Punt Returns					
YEAR	TEAM	ST	AT	TT	FF	FR-YDS	BP	BFG	BXP	NO	YDS	AVG	FC	LG	TD	NO	YDS	AVG	FC	LG	TD
2001	Cincinnati	23	0	23	0	0-0	0	0	0	0	0	—	0	—	0	—	—	—	—	—	—
2002	Cincinnati	18	0	18	0	0-0	0	0	0	*1	*6	6.0	0	6	0	—	—	—	—	—	—
CAREER		41	0	41	0	0-0	0	0	0	*1	*6	6.0	0	6	0	—	—	—	—	—	—

*NOTE: Dugans was credited with a KOR for 6 yards after receiving a lateral from T.J. Houshmandzadeh on Dec. 1, 2002 vs. Baltimore.

DUGANS' SINGLE-GAME HIGHS

RECEIVING — Receptions: 7 (twice); most recently vs. Balt. 12-1-02; **Yards:** 81 vs. Balt. 12-1-02; **Long:** 31 (twice); most recently vs. Balt. 12-1-02; **Touchdowns:** 1 (3 times); most recently vs. Pitt. 12-30-01.

DUGANS' 2002 GAME-BY-GAME STATISTICS

DATE	OPPONENT	Receiving					Rushing				
		NO	YDS	AVG	LG	TD	ATT	YDS	AVG	LG	TD
9-8	SAN DIEGO	2	23	11.5	14	0	—	—	—	—	—
9-15	at Cleveland	2	9	4.5	6	0	—	—	—	—	—
9-22	at Atlanta	4	18	4.5	7	0	—	—	—	—	—
9-29	TAMPA BAY	0	0	—	—	0	—	—	—	—	—
10-6	at Indianapolis	7	48	6.9	12	0	—	—	—	—	—
10-13	PITTSBURGH	4	31	7.8	9	0	—	—	—	—	—
10-20	—BYE—	—	—	—	—	—	—	—	—	—	—
10-27	TENNESSEE	1	19	19.0	19	0	—	—	—	—	—
11-3	at Houston	0	0	—	—	0	—	—	—	—	—
11-10	at Baltimore	2	19	9.5	13	0	—	—	—	—	—
11-17	CLEVELAND	0	0	—	—	0	—	—	—	—	—
11-24	at Pittsburgh	6	49	8.2	20	0	—	—	—	—	—
12-1	BALTIMORE	7	81	11.6	31	0	—	—	—	—	—
12-8	at Carolina	4	28	7.0	10	0	—	—	—	—	—
12-15	JACKSONVILLE	6	69	11.5	25	0	—	—	—	—	—
12-22	NEW ORLEANS	1	15	15.0	15	0	—	—	—	—	—
12-29	at Buffalo	1	12	12.0	12	0	—	—	—	—	—
TOTALS		47	421	9.0	31	0	—	—	—	—	—

A FRANCHISE FIRST

In 2002, the Bengals had five players with 40 or more pass receptions for the first time in team history. WR **Chad Johnson** led with way with 69 catches, followed by WR **Peter Warrick** (53), WR **Ron Dugans** (47), HB **Corey Dillon** (43) and WR **T.J. Houshmandzadeh** (41).



Ht: 6-3 Wt: 250
College: West Virginia
2nd year in NFL

2002 Games-Starts: 8-0; Career Games-Starts: 8-0
Acquired: PS (Cin.) '02
Born: 1-1-78

Edmonds returns for 2003 Bengals season in the mix at FB ... Has good size and unusual athleticism for the position ... Talented athlete who is looking for a permanent home on Bengals depth chart, having worked as a tight end last season and as a linebacker as a rookie in 2001 ... Opened last season on the practice squad, and played on special teams in the final eight games, posting 7 tackles ... Saw considerable action on different special teams units after his activation to the roster, compiling 141 snaps in eight games (the team snaps leader for the full season had only 216).

2002 RECAP: Playing at TE, had 1 reception for 13 yards in preseason ... Waived on Sept. 1, and signed Sept. 2 to Bengals practice squad ... On practice squad for Games 1-8 ... Signed to 53-player roster Nov. 5, filling spot vacated when TE Sean Brewer was placed on Injured Reserve ... Made his NFL playing debut Nov. 10 at Baltimore on special teams and finished with 1 tackle ... Made several key blocks on kickoff return unit as returner Brandon Bennett compiled 530 total yards in Games 9-11, including a 94-yard TD Nov. 10 at Baltimore, an 82-yard return Nov. 17 vs. Cleveland and a 52-yard return Nov. 24 at Pittsburgh ... Edmonds tied for the team-lead with 3 special teams tackles Dec. 8 at Carolina.

2001: Signed with Bengals as college free agent line-backer on Apr. 24 ... Had 1 special teams tackle in pre-season ... Waived Sept. 2, and signed Sept. 3 to Bengals practice squad ... Signed to Bengals active roster on Dec. 18 ... On inactive list for season's final three games ... Only college free agent to make Bengals 53-player roster in 2001 ... Did not earn an accrued year of experience toward NFL free agency, however, because he was not on a 53-player roster, a Reserve/Injured list or a Reserve/Physically Unable to Perform list for the required minimum of six games.

COLLEGE: Four-year standout linebacker at West Virginia who capped his career by winning defensive MVP honors in the Gridiron Classic all-star game following the 2000 season ... Played every game during his four seasons (1997-2000), starting in 35 of the 47 contests ... Had 4 sacks and 4 INTs as a senior ... Played in three bowl games: 1997 Carquest, '98 Insight.com and 2000 Music City ... Redshirted in 1996.

PERSONAL: Born in Newark, N.J. ... Later lived in Atlanta, and moved to Pittsburgh prior to his junior year in high school ... Played football as a junior and senior at Woodland Hills High School ... Earned bachelor's degree from West Virginia.

CHRIS EDMONDS' STATISTICS

			Receiving					Rushing					Scoring					
YEAR	TEAM	G-S	NO	YDS	AVG	LG	TD	ATT	YDS	AVG	LG	TD	TD	TD-R	TD-P	TD-R	2-PIC	PTS
2001	Cincinnati	0-0	DID NOT PLAY*					DID NOT PLAY*					DID NOT PLAY*					
2002	Cincinnati	8-0	0	0	—	—	0	—	—	—	—	—	—	—	—	—	—	—
CAREER		8-0	0	0	—	—	0	—	—	—	—	—	—	—	—	—	—	—

			Special Teams							Kickoff Returns					Punt Returns						
YEAR	TEAM	ST	AT	TT	FF	FR-YDS	BP	BFG	BXP	NO	YDS	AVG	FC	LG	TD	NO	YDS	AVG	FC	LG	TD
2002	Cincinnati	7	0	7	0	0-0	0	0	0	—	—	—	—	—	—	—	—	—	—	—	—
CAREER		7	0	7	0	0-0	0	0	0	—	—	—	—	—	—	—	—	—	—	—	—

*NOTE: Edmonds was on the Practice Squad for 13 games and was inactive for three games with Cincinnati in 2001.

GET THE POINT?

Only three times in the Bengals' first 35 seasons has a non-kicker led the team in scoring. In 1979, FB **Pete Johnson** was the team's leading scorer with 90 points (15 TDs). FB **Ickey Woods** led the 1988 Bengals with 90 points (15 TDs), and in 2001, HB **Corey Dillon** scored a team-high 78 points (13 TDs).

The Bengals' single-season scoring record is held by K **Doug Pelfrey**, who scored 121 points in 1995 (29 FGs, 34 PATs).



Ht: 6-3 Wt: 215

College: UCLA

4th year in NFL

2002 Games-Starts: 8-1; Career Games-Starts: 33-4

Acquired: W (Pitt.) '00

Born: 5-21-77

Sure-handed receiver with good downfield speed looks for a fully healthy 2003 season to maximize his NFL potential ... Entered 2002 with high hopes after a strong finish in '01, but never hit full stride after being slowed by knee and toe injuries in the season's first half ... Finished last season with 9 catches for 115 yards ... Signed a new Bengals contract on 4-23-03 after becoming a restricted free agent.

2002 RECAP: Played in Games 1, 6-7 and 12-16, with a start in Game 6, Oct. 13 vs. Pittsburgh, as Bengals opened in three-WR set ... Suffered ligament strain in left knee in practice the week after the season opener, and was inactive for Games 2-5 ... Inactive for Game 8, Nov. 3 at Houston, after missing practice time with a great toe sprain ... Also inactive for Games 9-11 ... Had 2 catches for 54 yards in season opener Sept. 8 vs. San Diego, including a 51-yarder from Gus Frerotte in third quarter ... At the time, the 51-yarder was the longest Bengals pass play since Game 14 of 1999 season, and it ranked as Bengals' third-longest pass play of 2002 ... Closed season Dec. 29 at Buffalo with season-high 3 catches (for 40 yards) ... Had 1 catch Oct. 13 vs. Pittsburgh, Oct. 27 vs. Tennessee, Dec. 8 at Carolina and Dec. 22 vs. New Orleans.

PREVIOUS SEASONS — 2000: Fourth-round draft choice (103rd overall) of Pittsburgh, Farmer was acquired by Bengals on waiver claim from Steelers on Aug. 28 ... Made 17 of his 19 receptions in the final six games and finished the year as a starter ... Led the team over the last two games with 10 catches ... Posted the team's only 100-yard receiving game, a 5-for-102 effort in victory Dec. 17 vs. Jacksonville ... Had 4 catches for 87 yards in the final two scoring drives vs. Jacksonville as Bengals rallied from 14-7 deficit to 17-14 win ... Made NFL debut with Bengals on Sept. 24 at Baltimore, with 1 catch for 7 yards ... Saw a marked increase in playing time beginning Nov. 19 at New England, when he had 3 catches for 36 yards ... Played his former team Nov. 26 vs. Pittsburgh and led Bengals with 59 receiving yards, including a 21-yarder on fourth-quarter TD drive; his 3 catches tied for team lead vs. Steelers ... Had no catches Dec. 3 vs. Arizona, but Cardinals defensive backs drew three penalties attempting to cover him ... Closed season at Philadelphia with his second straight start and team-leading totals of 5 catches and 54 yards. **2001:** Made all 15 of his catches during the final nine games, and led the

team in average yards per catch (15.2) for the season ... Averaged 18.0 yards on 5 catches during the two victories that concluded the season ... Had 2 catches for 33 yards in starting role Dec. 30 vs. Pittsburgh, including 18-yarder from Jon Kitna for a TD with 0:37 left in the fourth quarter for the tying score that sent the game into overtime ... Came back with 3 catches for 57 yards in season finale Jan. 6 at Tennessee ... Had no catches Oct. 7 at Pittsburgh, but drew pass interference call in end zone, setting up 1-yard Lorenzo Neal TD catch from Jon Kitna ... Had his first receptions of the year Nov. 11 at Jacksonville, grabbing 3 for 45 yards ... Had 2 catches for 45 yards Nov. 18 vs. Tennessee ... Tied Ron Dugans for team-leading 3 receptions and led in receiving yards with 32 on Nov. 25 at Cleveland ... Returned to action Dec. 23 at Baltimore after missing the previous two games with an ankle sprain; had 2 catches for 16 yards ... Inactive for Games 1-2 due to hyperextended knee suffered in final preseason game against Indianapolis ... Played in Games 3-11 and 14-16, including a start Dec. 30 vs. Pittsburgh.

COLLEGE: Four-year UCLA starter who finished his college career ranked No. 1 in Bruins history in receiving yards (3020) and No. 2 in catches (159) ... Had an outstanding junior year before being slowed by injuries as a senior ... Caught 58 passes for 1274 yards (22.0 avg.) and 9 touchdowns as a junior in 1998 ... Missed two games during his senior season due to a high ankle sprain and was nagged by a groin injury throughout the season, but still was named team's MVP on offense ... Finished his senior year with 29 catches for 573 yards (19.8 avg.) and 3 TDs ... Caught 41 passes for 649 yards and 3 TDs as a sophomore in 1997 ... Had 31 receptions for 524 yards and 4 TDs in 1996 ... Redshirted as a true freshman in 1995.

PERSONAL: Hometown is Los Angeles, where he continues to live in offseason ... Attended Loyola High School ... Earned eight varsity letters at Loyola, two in football, two in basketball and four in volleyball ... Holds bachelor's degree in history from UCLA and has continued education with NCAA post-graduate scholarship ... Two-sport varsity athlete at UCLA, also playing volleyball ... His father, George Farmer, played wide receiver for the Chicago Bears (1970-75) and Detroit Lions (75) ... Has a twin brother (Tim) ... Hobbies include golf, surfing and music ... Full name is Daniel Steven Farmer.

(continued)

DANNY FARMER'S STATISTICS

			Receiving					Rushing					Scoring					
YEAR	TEAM	G-S	NO	YDS	AVG	LG	TD	ATT	YDS	AVG	LG	TD	TD	TD-R	TD-P	TD-R	2-PIC	PTS
2000	Cincinnati	13-2	19	268	14.1	38	0	—	—	—	—	—	0	0	0	0	0	0
2001	Cincinnati	12-1	15	228	15.2	27	1	—	—	—	—	—	1	0	1	0	0	6
2002	Cincinnati	8-1	9	115	12.8	51	0	—	—	—	—	—	0	0	0	0	0	0
CAREER			33-4	43	611	14.2	51	1	—	—	—	—	1	0	1	0	0	6

		Special Teams							Kickoff Returns							Punt Returns						
YEAR	TEAM	ST	AT	TT	FF	FR- YDS	BP	BFG	BXP	NO	YDS	AVG	FC	LG	TD	NO	YDS	AVG	FC	LG	TD	
2001	Cincinnati	—	—	—	—	—	—	—	—	—	—	—	—	—	—	1	11	11.0	1	11	0	
2002	Cincinnati	—	—	—	—	—	—	—	—	—	—	—	—	—	—	0	0	—	4	—	0	
CAREER		—	—	—	—	—	—	—	—	—	—	—	—	—	—	1	11	11.0	5	11	0	

FARMER'S SINGLE-GAME HIGHS

RECEIVING — Receptions: 5 (twice); most recently at Phil. 12-24-00; Yards: 102 vs. Jax. 12-17-00; Long: 51 vs. S.D. 9-8-02; Touchdowns: 1 vs. Pitt. 12-30-01.

FARMER'S 2002 GAME-BY-GAME STATISTICS

DATE	OPPONENT	Receiving					Rushing				
		NO	YDS	AVG	LG	TD	ATT	YDS	AVG	LG	TD
9-8	SAN DIEGO	2	54	27.0	51	0	—	—	—	—	—
9-15	at Cleveland	—	—	INACTIVE	—	—	—	—	INACTIVE	—	—
9-22	at Atlanta	—	—	INACTIVE	—	—	—	—	INACTIVE	—	—
9-29	TAMPA BAY	—	—	INACTIVE	—	—	—	—	INACTIVE	—	—
10-6	at Indianapolis	—	—	INACTIVE	—	—	—	—	INACTIVE	—	—
10-13	PITTSBURGH	1	4	4.0	4	0	—	—	—	—	—
10-20	—BYE—	—	—	—	—	—	—	—	—	—	—
10-27	TENNESSEE	1	6	6.0	6	0	—	—	—	—	—
11-3	at Houston	—	—	INACTIVE	—	—	—	—	INACTIVE	—	—
11-10	at Baltimore	—	—	INACTIVE	—	—	—	—	INACTIVE	—	—
11-17	CLEVELAND	—	—	INACTIVE	—	—	—	—	INACTIVE	—	—
11-24	at Pittsburgh	—	—	INACTIVE	—	—	—	—	INACTIVE	—	—
12-1	BALTIMORE	0	0	—	—	0	—	—	—	—	—
12-8	at Carolina	1	4	4.0	4	0	—	—	—	—	—
12-15	JACKSONVILLE	0	0	—	—	0	—	—	—	—	—
12-22	NEW ORLEANS	1	7	7.0	7	0	—	—	—	—	—
12-29	at Buffalo	3	40	13.3	22	0	—	—	—	—	—
TOTALS		9	115	12.8	51	0	—	—	—	—	—

OLB



STEVE FOLEY

Ht: 6-3 Wt: 260

College: Northeast Louisiana

6th year in NFL

2002 Games-Starts: 0-0; Career Games-Starts: 54-45

Acquired: D3a '98 (75th overall)

Born: 9-11-75



95

A powerful outside LB who played a significant role in Bengals' rise to No. 9 league defensive ranking in 2001, Foley missed all of the '02 season with a shoulder injury ... Is fully recovered entering 2003, and aims to reclaim his starting strong-side LB role.

2002 RECAP: Suffered dislocated right shoulder in preseason Game 3, Aug. 24 vs. New Orleans ... Placed Sept. 1 on Injured Reserve, ending his 2002 eligibility.

PREVIOUS SEASONS — 1998: Drafted by Bengals in third round (75th overall) ... Signed July 19 ...

Made NFL debut in season opener Sept. 6 vs. Tennessee, with 1 solo tackle ... Made first start Nov. 8 at Jacksonville, subbing for injured James Francis, and his two tackles included 8-yard sack on Mark Brunell in first quarter on which he overpowered blocking back Fred Taylor ... Sacked Scott Mitchell for 10-yard loss in fourth quarter of victory Sept. 13 at Detroit, forcing a Lions punt which Damon Gibson returned 65 yards for TD and 28-21 Cincinnati lead ... Tied his season high for total tackles with 3 (2 solo) in victory Dec. 20 at Pittsburgh, returning to action after five weeks on inactive list due to ankle sprain.

1999: One of 10 Bengals to start every game ... Posted 3

sacks against Tony Banks among his 5 tackles Nov. 21 vs. Baltimore, the most sacks by a Bengals player in a game since 1997; dropped Banks for losses of 7 and 8 yards in the third quarter, and again for 8 yards in the fourth quarter ... Forced a fumble on the 8-yard sack of Banks in third quarter, but the Ravens recovered ... Had season-high 6 tackles Oct. 31 vs. Jacksonville, including teaming with Myron Bell for 10-yard sack on Jay Fiedler in third quarter ... In season opener Sept. 12 at Tennessee, recovered Eddie George fumble in first quarter to halt Titans drive at Cincinnati 36 ... Had 3 solos in Dec. 5 win vs. San Francisco, and covered a Fred Beasley fumble at Bengals 24 to halt 49ers' opening drive ... Ranked second on team for the season with 2 fumble recoveries. **2000:** Started every game at LLB ... Tied for team lead in sacks with 4 ... His well-rounded play made him one of only two Bengals to post an entry in every category on the defensive stat sheet ... Led LB corps in passes defended (8), ranking fourth on team ... Totaled 100 tackles (52 solo) under coaches' film review system ... Played 84% of all defensive snaps (942 of 1122), third-most on the defense ... Played the most special teams snaps (112) among the players who started every game ... Had 2 forced fumbles with a sack in the second half Oct. 22 vs. Denver as Bengals rallied to win ... Had an interception Sept. 17 at Jacksonville, swiping Mark Brunell pass deflected by Oliver Gibson at Bengals' 9-yard line and returning 1 yard ... On Sept. 24 at Baltimore, recovered a Jamal Lewis fumble, forced by Darryl Williams, at Bengals' 37 in second quarter ... Had 6 tackles (all solo) Oct. 8 vs. Tennessee, including first sack of the season, a crushing hit that dropped Steve McNair for a 9-yard loss late in the second quarter as Bengals preserved their 14-10 lead into halftime ... Posted his third sack of year Nov. 26 vs. Pittsburgh, dropping Kordell Stewart for 2-yard loss in second quarter ... Had 2 passes defended in fourth quarter Dec. 3 vs. Arizona as Bengals staved off Cardinals' comeback bid ... Closed the year Dec. 24 at Philadelphia with one of his top games, posting season-high 9 tackles (7 solos), a 3-yard sack against Donovan McNabb in the first quarter and two tackles-for-loss. **2001:** Started at LLB in Games 1-12, ranking fourth on the team in tackles (66) to that point ... Had

streak of 44 consecutive Bengals starts through Game 12, tied for longest streak on the roster, but he missed the final four games due to lower back strain suffered during practice week before Dec. 16 game at N.Y. Jets ... Tied for team season lead with 2 forced fumbles, which both came Sept. 23 as Bengals beat defending Super Bowl champ Baltimore, halting a 12-game Ravens' win streak ... Stripped ball from Ravens TE Todd Heap at Baltimore 33 in third quarter, and after Rodney Heath recovered, Bengals drove for a TD and a 14-3 lead ... On the last play of the Baltimore game, Foley forced a fumble by Elvis Grbac that Cory Hall recovered at Cincinnati goal line and returned 73 yards to the Baltimore 27 ... Foley also tipped a pass vs. Baltimore that Brian Simmons intercepted in end zone in the second quarter ... Had 8 tackles (6 solo) vs. Ravens ... Made 6 tackles Sept. 30 at San Diego, including stop of FB Fred McCrary for a 6-yard loss after a pass reception ... Made 3 solo stops in win Oct. 14 vs. Cleveland ... On successive plays in second quarter vs. Browns, Foley blitzed to force an incompleteness by QB Tim Couch and then stopped Browns RB James Jackson for no gain; Browns' drive resulted in a punt ... Tied Takeo Spikes for team-high 12 tackles (9 solo) Dec. 2 vs. Tampa Bay.

COLLEGE: Led the nation in sacks (18.5) in 1997 at Northeast Louisiana (school is now called University of Louisiana at Monroe) ... Played primarily DE; also played DT and LB ... Played many of his best games in NLU's marquee matchups against Southeastern Conference competition, including Georgia, Mississippi State and Kentucky ... As a senior, dropped QBs for 134 yards in losses with his 18.5 sacks, pushing his career yardage-lost total to school-record 159 ... Earned national Defensive Player of Week honors during a 1997 win over Central Florida, setting school record with 5.5 sacks and totaling 12 tackles (10 solo) plus a pass defended and a fumble recovery ... Originally recruited as a tight end.

PERSONAL: Hometown is Little Rock, Ark. ... Earned All-America honors from *Blue Chip Illustrated* as a TE and LB at Hall High School in Little Rock ... General studies major at NLU, with an emphasis on sociology.

STEVE FOLEY'S STATISTICS

		Defense							Interceptions					Scoring					
YEAR	TEAM	G-S	ST	AT	TT	SKS-		PBU	FF	FR-YDS	NO	YDS	AVG	LG	TD	TD		S	PTS
						YDS										TD	Int		
1998	Cincinnati	10-1	11	1	12	2-18	0	0	0-0	0	0	—	—	0	—	—	—	—	—
1999	Cincinnati	16-16	34	3	37	3.5-28	2	1	2-0	0	0	—	—	0	—	—	—	—	—
2000	Cincinnati	16-16	34	9	43	4-16	8	2	1-0	1	1	1.0	1	0	—	—	—	—	—
2001	Cincinnati	12-12	42	24	66	0-0	0	2	0-0	0	0	—	—	0	—	—	—	—	—
2002	Cincinnati	0-0	DID NOT PLAY*							DID NOT PLAY*					DID NOT PLAY*				
CAREER		54-45	121	37	158	9.5-62	10	5	3-0	1	1	1.0	1	0	—	—	—	—	—

		Special Teams							Kickoff Returns					Punt Returns							
YEAR	TEAM	ST	AT	TT	FF	FR-		BFG	BXP	NO	YDS	AVG	FC	LG	TD	NO	YDS	AVG	FC	LG	TD
						YDS	BP														
1998	Cincinnati	3	0	3	1	0-0	0	0	0	—	—	—	—	—	—	—	—	—	—	—	—
1999	Cincinnati	5	0	5	0	0-0	0	0	0	—	—	—	—	—	—	—	—	—	—	—	—
2001	Cincinnati	2	0	2	0	0-0	0	0	0	—	—	—	—	—	—	—	—	—	—	—	—
CAREER		10	0	10	1	0-0	0	0	0	—	—	—	—	—	—	—	—	—	—	—	—

*NOTE: Foley was on the Reserve/Injured list for 16 games with Cincinnati in 2002.

DT



OLIVER GIBSON



99

Ht: 6-2 **Wt:** 310
College: Notre Dame
9th year in NFL

2002 Games-Starts: 9-9; **Career Games-Starts:** 117-57
Acquired: UFA (Pitt.) '99
Born: 3-15-72

Gibson is projected to be ready for 2003 training camp after rehabbing during offseason from torn left Achilles tendon suffered Nov. 10 of last season at Baltimore ... Had a streak of 109 consecutive NFL games played (including postseason) before suffering the injury, and had not previously missed a game due to injury in his career ... Ranked second on defensive line in tackles at the time of his injury, and led line in tackles in 2001.

2002 PARTICIPATION: Started in Games 1-9 at RDT ... Placed on Injured Reserve on Nov. 11, after undergoing surgery that day for season-ending left Achilles tendon tear suffered Nov. 10 at Baltimore ... The injury halted Gibson's string of 57 consecutive Bengals starts, which was the longest of anyone on the roster, and his 57 consecutive Bengals games played had tied him with DT Glen Steele for team's longest streak in that category.

2002 HIGHLIGHTS: Finished the season with 33 tackles (26 solo), 1 INT and 3 passes broken up ... Had 3 solo tackles in season opener Sept. 8 vs. San Diego ... Led D-line with 6 tackles Sept. 15 at Cleveland ... Had 4 tackles Sept. 22 at Atlanta ... Had 3 tackles Sept. 29 vs. Tampa Bay, and made his first career INT, picking off Brad Johnson pass deflected by Justin Smith, with a return of 6 yards ... Led the line with 4 tackles Oct. 6 at Indianapolis, and had 1 pass defended ... Led line Oct. 13 vs. Pittsburgh with 5 tackles (3 solo) ... Led the line with 7 tackles (6 solo) and had 1 pass broken up Nov. 3 at Houston.

PREVIOUS SEASONS — 1995: Drafted by Pittsburgh in fourth round (120th overall) ... Steelers used pick obtained from New England in trade for RB Leroy Thompson ... Gibson was one of six rookies to make the 53-player roster ... Made NFL debut Sept. 13 at Houston, playing backup DE, and had 2 tackles (1 solo) ... Used at times during the season on offense, as a blocking back ... Had 1 kickoff return for 10 yards ... Inactive for Games 15-16 and for all three Steelers playoff games. **1996:** Played every Steelers game and logged 2.5 sacks ... Had first career sack in victory Oct. 13 vs. Bengals, dropping Jeff Blake for 3-yard loss in 4th quarter ... Came back on Oct. 20 at Houston with a sack against Chris Chandler ... Posted 5 tackles with a half-sack in helping lead a 42-6 rout of visiting St. Louis Rams on Nov. 3 ... Made his NFL postseason debut Dec. 29 vs. Indianapolis and also played in Divisional playoff game Jan. 5 at New England. **1997:** Had 7-yard sack against Mark Brunell Sept. 22 at Jacksonville ... Had first career fumble recovery Nov. 9 vs. Baltimore, covering Eric Zeier fumble to set up Steelers FG ... Played in both Steelers postseason games, Jan. 3 vs. New England and AFC Championship Game Jan. 11

vs. Denver. **1998:** Played in every Steelers game for the third straight season ... Logged his most extensive playing time of season at LDE Sept. 20 at Miami, recording 3 tackles (2 solo) with one tackle for 1-yard loss ... Had 2 of Pittsburgh's 7 sacks in victory Oct. 18 vs. Baltimore, causing 13 yards in Ravens losses ... Had 9-yard kickoff return Nov. 1 vs. Tennessee. **1999:** Signed with Bengals March 8 as unrestricted free agent ... Started Games 1-10 at NT, and moved to starting RDT for Games 11-16 as defensive alignment was switched from 3-4 to 4-3 ... Finished second among defensive linemen in tackles (41), including career-high 4.5 sacks ... Led the line in coaches' stats on tackles-for-loss (6) and tied for second in QB pressures (12) ... Won Bengals "Unsung Hero" award from NFL Players Association ... Made first NFL start in Sept. 12 opener at Tennessee, with 2 tackles (1 solo) ... Had 2 solos Sept. 19 vs. San Diego, including sack of Jim Harbaugh on 3rd-and-12 play in third quarter, forcing punt ... Recovered Kurt Warner fumble Oct. 3 vs. St. Louis, giving Bengals the ball at Rams' 43, and teamed with John Copeland for 6-yard sack on Warner in third quarter ... Posted season-best tackling numbers with 5 (4 solo) Oct. 17 vs. Pittsburgh ... Moved from NT to RDT on Nov. 21 vs. Baltimore and had 2 solo tackles, including 8-yard sack on Tony Banks ... Made a series of plays in second quarter of victory Dec. 5 vs. San Francisco, forcing 49ers to settle for FG after gaining first down at Bengals' 14 ... Gibson teamed with Brian Simmons to drop 49ers FB Fred Beasley for 2-yard loss on first down, drew a holding penalty against C Chris Dalman on second down, and tipped a Jeff Garcia pass for an incompletion on third down ... Had 3 tackles (2 solo) Dec. 12 vs. Cleveland as Bengals set team record for fewest net rushing yards allowed (11) ... Had 2 solo tackles Dec. 26 at Baltimore, including sack of Tony Banks for 6-yard loss on third-down play in first quarter ... Had 3 solos Jan. 2 at Jacksonville; sacked Jay Fiedler for 7-yard loss. **2000:** Started every game at RDT ... Only player on defensive line to start every game at the same position ... Tied for team lead in sacks (4) and finished second to Michael Bankston in tackles on defensive line ... First interior lineman to claim a share of Bengals season sacks lead since Dan Wilkinson in 1996 ... Led line in forcing holding calls by opponents (5) ... Helped stall three Jaguars drives in third quarter Sept. 17 at Jacksonville, sacking Mark Brunell twice (for losses of 2 and 5 yards) and deflecting a pass that was intercepted by Steve Foley at Jaguars' 9 ... His 2 tackles Oct. 1 vs. Miami included 4-yard sack on Jay Fiedler in second quarter ... Made a key solo tackle in Oct. 29 win at Cleveland, stopping RB Travis Prentice for no gain on a first-and-goal play from Cincinnati 1-yard line; the defense held on two subsequent plays and forced Browns to settle for a

field goal ... Tied for line lead with 6 tackles (3 solo) Nov. 19 at New England, including a 6-yard sack against Drew Bledsoe in the second quarter that helped force a Patriots punt ... Led the line with a personal season-high of 7 tackles (6 solo) in victory Dec. 17 vs. Jacksonville. **2001:** Started at LDT in every game, and earned a spot on *USA Today's* "All-Joe Team," which recognizes tough, unsung performers ... For second straight year, was only Bengals defensive lineman to start every game at same position ... Led the line with 70 tackles ... Finished second on line in solo tackles (47) and added 3 sacks, 2 passes broken up and a fumble recovery ... Posted 8 tackles in victory Sept. 23 vs. Baltimore that broke defending Super Bowl champs' 12-game win streak ... In Baltimore game, had 2 tackles inside Bengals' 5-yard line to contribute to team's goal-line stand in second quarter ... Led the line Oct. 7 at Pittsburgh with 4 tackles (2 solo), including 1-yard sack of Kordell Stewart in fourth quarter; also recovered a Steelers fumble in second quarter on Bengals' 9-yard line ... Tied for line lead with 5 stops (4 solo) Nov. 11 at Jacksonville, including his second sack of season, 6-yard drop of Mark Brunell in fourth quarter ... Had 7 tackles (4 solo) Nov. 25 at Cleveland, and in second quarter, made consecutive plays to force Browns to settle for FG attempt, stopping RB James Jackson for no gain on second down and batting down a Tim Couch pass on third down ... Had 5 stops (3 solo) Dec. 2 vs. Tampa Bay, including 9-yard sack on

Brad Johnson in first quarter ... Led defensive line with 10 tackles (7 solo) Dec. 30 vs. Pittsburgh.

COLLEGE: Started every game at nose guard as a Notre Dame senior and earned first-team All-Independent honors from *The Sporting News* ... Had 60 tackles and 3 sacks in senior season ... Started five games at RT as a junior and played in every game ... Played in seven Notre Dame basketball games during 1990-91 season.

PERSONAL: Hometown is Chicago ... Attended Romeoville (Ill.) High School, where he was named national Defensive Player of the Year by *USA Today* ... Was football team captain as a senior ... Offseason residence is Weston, Fla. ... Holds B.A. degree from Notre Dame in economics, with minor in English, and has done work towards master's degree in English ... Has established his own charitable foundation, the Big 9-9 Foundation, and also works with American Diabetes Society, United Way and the American Lung Association ... Founded the Joliet Titans Pee Wee Football League in Joliet, Ill. ... Owner of Babo's Sun Independent Music & Film, an independent record label ... Co-owner of Maddie & Gibson Construction, a Chicago-based company ... Partner in the Baja Beach Club of Miami, Fla. ... Single ... Has a son, Zachary (born 12-28-00) ... Hobbies include golf, motorcycles and four-wheel ATVs ... Full name is Oliver Donovan Gibson.

OLIVER GIBSON'S STATISTICS

YEAR TEAM	G-S	Defense							Interceptions					Scoring				
		ST	AT	TT	SKS-YDS	PBU	FF	FR-YDS	NO	YDS	AVG	LG	TD	TD	IntRt	FRRI	S	PTS
1995 Pittsburgh	12-0	1	1	2	0-0	0	0	0-0	0	0	—	—	0	—	—	—	—	—
1996 Pittsburgh	16-0	7	8	15	2.5-9.5	0	0	0-0	0	0	—	—	0	—	—	—	—	—
1997 Pittsburgh	16-0	9	1	10	1-7	0	0	1-0	0	0	—	—	0	—	—	—	—	—
1998 Pittsburgh	16-0	9	1	10	2-13	0	0	0-0	0	0	—	—	0	—	—	—	—	—
1999 Cincinnati	16-16	31	10	41	4.5-31	1	0	1-0	0	0	—	—	0	—	—	—	—	—
2000 Cincinnati	16-16	42	10	52	4-17	1	0	0-0	0	0	—	—	0	—	—	—	—	—
2001 Cincinnati	16-16	47	23	70	3-16	2	0	1-0	0	0	—	—	0	—	—	—	—	—
2002 Cincinnati	9-9	26	7	33	0-0	3	0	0	1	6	6.0	6	0	—	—	—	—	—
PITT. TOTALS	60-0	26	11	37	5.5-29.5	0	0	1-0	0	0	—	—	0	—	—	—	—	—
CIN. TOTALS	57-57	146	50	196	11.5-64	7	0	2-0	1	6	6.0	6	0	—	—	—	—	—
CAREER	117-57	172	61	233	17-93.5	7	0	3-0	1	6	6.0	6	0	—	—	—	—	—

MISCELLANEOUS STATISTICS: 1 kickoff return for 10 yards in 1995; 1 kickoff return for 9 yards in 1998.

GIBSON'S 2002 GAME-BY-GAME DEFENSIVE STATISTICS

DATE	OPPONENT	ST	AT	TT	SKS-YDS	INT-YDS	PBU	FF	FR-YDS
9-8	SAN DIEGO	3	0	3	0-0	0-0	0	0	0-0
9-15	at Cleveland	4	2	6	0-0	0-0	0	0	0-0
9-22	at Atlanta	3	1	4	0-0	0-0	0	0	0-0
9-29	TAMPA BAY	3	0	3	0-0	1-6	1	0	0-0
10-6	at Indianapolis	3	1	4	0-0	0-0	1	0	0-0
10-13	PITTSBURGH	3	2	5	0-0	0-0	0	0	0-0
10-20	—BYE—								
10-27	TENNESSEE	1	0	1	0-0	0-0	0	0	0-0
11-3	at Houston	6	1	7	0-0	0-0	1	0	0-0
11-10	at Baltimore	0	0	0	0-0	0-0	0	0	0-0
11-17	CLEVELAND				RESERVE / INJURED				
11-24	at Pittsburgh				RESERVE / INJURED				
12-1	BALTIMORE				RESERVE / INJURED				
12-8	at Carolina				RESERVE / INJURED				
12-15	JACKSONVILLE				RESERVE / INJURED				
12-22	NEW ORLEANS				RESERVE / INJURED				
12-29	at Buffalo				RESERVE / INJURED				
TOTALS		26	7	33	0-0	1-6	3	0	0-0

— POSTSEASON —

YEAR	TEAM	G-S	Defense					FR-YDS	Interceptions					Scoring			
			ST	AT	TT	YDS	PBU	FF	NO	YDS	AVG	LG	TD	TD	IntRt	FRRI	S PTS
1995	Pittsburgh	0-0	DID NOT PLAY*					0-0	DID NOT PLAY*					DID NOT PLAY*			
1996	Pittsburgh	2-0	0	3	3	0-0	0	0	—	—	—	—	—	—	—	—	—
1997	Pittsburgh	2-0	0	0	0	0-0	0	0	—	—	—	—	—	—	—	—	—
CAREER		4-0	0	3	3	0-0	0	0	—	—	—	—	—	—	—	—	—

*NOTE: Gibson was inactive for three postseason games with Pittsburgh in 1995.

CB



LaVAR GLOVER



22

Ht: 5-9 Wt: 179

College: Cincinnati

2nd year in NFL

2002 Games-Starts: 2-0; Career Games-Starts: 2-0

Acquired: PS (Det.) '02

Born: 12-17-78

Cornerback from the University of Cincinnati is in his first full season with Bengals in 2003, having entered NFL last year as a Pittsburgh draft pick ... Spent six games on Bengals practice squad; was signed to active roster in November, playing in two games.

2002 RECAP: Drafted by Pittsburgh in the seventh round (212th overall) ... Waived by Steelers on Aug. 27, and acquired by Bengals Aug. 28 on waiver claim ... Waived by Bengals on Sept. 1, and signed Sept. 2 to Bengals practice squad ... Released from Bengals practice squad on Oct. 16 ... Signed on Nov. 5 to Detroit Lions practice squad ... Signed from Detroit practice squad to Bengals 53-player roster on Nov. 12 ... On Bengals roster for Games 10-16, playing in Games 14 and 16 ... On inactive list for Games 10-13 and 15 ... Made NFL debut Nov. 15 vs. Jacksonville, playing on special teams (no statistics) ... Also played on special teams with no statistics on Dec. 29 at Buffalo.

THE UC CONNECTION: In 2002, Glover became the 11th former University of Cincinnati player to make

the Bengals' regular-season roster. The others: DE Vaughn Booker (2000-02), LB Toney Catchings (1987), QB Greg Cook (1969-74), LB Alex Gordon (1991-93), CB Artrell Hawkins (1998-present), LB Evan Jolitz (1974), LB Howie Kurnick (1979-80), DT Mario Monds (2001-present), S Rob Niehoff (1987) and RB Clem Turner (1969).

COLLEGE: Played in every game for four seasons (1998-2001) at University of Cincinnati, and started every game at CB as a junior in 2000 and as a senior in '01 ... Also excelled on special teams, and was the first UC player to be named a special teams captain under head coach Rick Minter ... Had 45 tackles and 1 INT as a senior ... Had 38 tackles as a junior, and returned his only INT 30 yards for a TD against rival Miami (Ohio) ... Redshirted in 1997 after making team as a walk-on wide receiver.

PERSONAL: Hometown is Dayton, Ohio ... Attended Jefferson High School ... Lives in Cincinnati during offseason ... Single ... Hobbies include golf and playing cards ... Majored in criminal justice at University of Cincinnati ... Last name is pronounced "GLUH-ver."

LaVAR GLOVER'S STATISTICS

YEAR	TEAM	G-S	Defense					FR-YDS	Interceptions					Scoring			
			ST	AT	TT	YDS	PBU	FF	NO	YDS	AVG	LG	TD	TD	IntRt	FRRI	S PTS
2002	Cincinnati	2-0	0	0	0	0-0	0	0	—	—	—	—	—	—	—	—	—
CAREER		2-0	0	0	0	0-0	0	0	—	—	—	—	—	—	—	—	—

PASSING FANCY

QB **Boomer Esiason** passed for more than 300 yards in a game a team-record 23 times during his Bengals career (1984-92, 1997). QB **Ken Anderson** (a Bengal from 1971-86) ranks second in 300-yard passing games with 19.



Ht: 6-5 Wt: 306

College: Iowa

6th year in NFL

2002 Games-Starts: 13-13; Career Games-Starts: 67-51

Acquired: D3b '98 (78th overall)

Born: 1-6-76

After playing the last three seasons as Bengals starting RG, Goff enters 2003 pegged as likely starting center in a revamped offensive line ... Has supported the three top individual rushing seasons in Bengals history in his three years as starter, with HB Corey Dillon gaining 1311 yards in 2002 after gaining 1435 in '00 and 1315 in '01 ... Graded "outstanding" (90% or better) in Bengals' 2002 wins over Houston and New Orleans ... Supported 240-yard rushing effort in victory Dec. 22 vs. New Orleans, team's highest since 12-3-00 ... Was on starting offensive line for top individual rushing game in NFL history, 278 yards by Dillon vs. Denver in 2000.

2002 PARTICIPATION: Started 13 games ... Inactive for Games 4-6, due to knee laceration suffered Sept. 22 at Atlanta ... Has missed only those three games in his three years as a starter.

2002 HIGHLIGHTS: Helped offense post streak of six straight games of 350 or more yards (Games 7-12), team's longest such streak since 1986 team had 10 straight ... His blocking helped HB Corey Dillon rush for 108 yards Sept. 15 at Cleveland ... Aided Dillon's 138-yard effort Oct. 27 vs. Tennessee; though he missed time in second half due to twisted ankle ... Graded 91% while supporting 390-yard offensive output Nov. 3 at Houston, and contributed to offense's second straight game with no sacks allowed ... Aided Dillon's 102 yards rushing Nov. 10 at Baltimore ... Helped offense to 352-yard output Nov. 24 at Pittsburgh as Bengals allowed only 1 sack ... Blocked for 381-yard output Dec. 1 vs. Baltimore, as offense allowed only 1 sack for third straight game and posted 350 or more yards offense for sixth straight game ... Helped offense generate 300 yards Dec. 15 vs. Jacksonville, their eighth straight game with at least 300 yards ... Graded 95% while aiding season-high 423-yard output Dec. 22 vs. New Orleans, including 240 yards rushing that was team's highest since 12-3-00 ... Graded 95% for second straight game Dec. 29 at Buffalo, and helped offense total 317 total yards, team's 10th straight game of 300 or more offensive yards (eight of those 10 were 340 or more).

PREVIOUS SEASONS — 1998: Drafted by Bengals in third round (78th overall) ... Signed July 20 ... Played in 10 games with five starts ... Played on special teams in Games 1-3 ... Suffered partial ligament tear (PCL) in left knee during practice Oct. 7, and was inactive due to injury for Games 5-9 ... Returned to action in Game 10, Nov. 15 at Minnesota, and saw first action with offensive line ... Replaced Anthony Brown as starting RG in Game 12, Nov. 29 vs. Jacksonville, and also started Games 13-16 ... Played every snap in offense's top game, a 483-yard

output in Cincinnati victory Dec. 20 at Pittsburgh. **1999:** Played primarily on special teams, and was a key blocker on kickoff return unit that helped Tremaine Mack post AFC-leading 27.1-yard average ... Played on offense in three games, including late-season assignment at LT when line was depleted by injuries ... Pressed into service at LT on Dec. 26 at Baltimore after injury to Rod Jones, and started at LT in season finale on Jan. 2 at Jacksonville ... Played every snap at Jacksonville, with no sacks or pressures allowed ... Saw action at RG on Sept. 26 at Carolina after starter Brian DeMarco was rested with lower back injury ... Suffered left knee sprain during practice week prior to Game 6, Oct. 17 vs. Pittsburgh, and was inactive due to injury in Games 6-7. **2000:** Started at RG for all 16 Bengals games ... Led offense with 991 snaps played (of 1001 total) ... Known since early in his career as a smart technician and sound pass blocker, he improved his run-blocking in third pro season and helped HB Corey Dillon post team-record 1435 yards ... Graded in coaches' film reviews as "outstanding" (90% or higher) in four games, second-most on the team ... Helped spark Bengals to No. 2 NFL rank in team rushing (144.6 yards per game), and to team's best per-carry average (4.7) since 1989 ... Played as a reserve in preseason, as Brian DeMarco started all four games at RG, but took over as starting RG after DeMarco was released in final cuts ... Credited with strong performance Oct. 1 against standout Miami DT Tim Bowens as offense gained 350 yards, top total in the first six games ... Played every offensive snap Oct. 22 vs. Denver as HB Corey Dillon rushed for NFL-record 278 yards, and helped spark team to a club-record 407 rushing yards vs. Broncos ... Graded "outstanding" (90%) Nov. 19 at New England as offense posted 365 yards in Scott Mitchell's first start at QB ... Credited in coaches' reviews with 3 "dominant blocks" Dec. 3 vs. Arizona, and graded 91% in helping offense to 292 rushing yards, third-most in team history ... Aided individual rushing day of 216 yards by Dillon in the Arizona game ... Posted season-high 94% grade in victory Dec. 17 vs. Jacksonville ... For the season, surrendered only 2.5 sacks while leading offense in snaps played. **2001:** Played all 1071 offensive snaps ... First Bengal to play every snap on offense or defense in a season since ROT Willie Anderson in 1998 ... Led offense in snaps played for the second straight year ... As a pass-blocker, Goff helped Bengals to fourth-best performance in team history in sacks allowed (28) ... Helped power HB Corey Dillon to 1315 rushing yards, second-most by a rusher in team history ... Graded "outstanding" (90% or better) in five games ... Blocked for rushing attack that gained 157 yards in season-opening victory Sept. 9 vs. New England ... Aided Dillon's 140-yard rushing performance Oct. 14 vs. Cleveland, and Ben-

gals allowed no sacks vs. Browns ... Graded 90% Oct. 28 at Detroit as Bengals gained 412 yards (224 rushing, 188 passing), with QB Jon Kitna sacked only once and Dillon rushing for Bengals road-record 184 yards ... Contributed to line performance of no sacks allowed Dec. 16 at N.Y. Jets ... Blocked Dec. 23 at Baltimore for 127-yard rushing effort by Dillon, the first 100-yard game by an individual against the Ravens in 51 games ... Graded 94% in Dec. 30 overtime win vs. Pittsburgh as Bengals gained 544 total net yards, the 11th-highest figure in team history ... Played every snap Jan. 6 at Tennessee as line allowed only 1 sack and underwrote a 436-yard offensive day (336 passing, 100 rushing) ... Supported 980-yard offensive output in the final two games, most by Bengals in consecutive games since 1012 in Games 13-14 of 1997.

COLLEGE: Started every game at right guard as a low senior, playing on nation's eighth-ranked rushing offense ... Credited with 72 knockdown blocks in senior year as Hawkeyes rushed for 235 yards per game and set school scoring record with 36.7 points per game ... Played in every game as true freshman in 1994 and started the

last 11 games in '95, but suffered a back injury in '96 opener vs. Arizona and was relegated to reserve duty for rest of season ... Position coach at Iowa was Frank Verducci, who was Bengals tight ends coach from 1999-2001.

PERSONAL: Hometown is Peru, Ill. ... Played defensive tackle at LaSalle-Peru Township High School, serving as team captain as a senior and earning All-America honors from *Blue Chip Illustrated* ... General studies major at Iowa ... Posted second-highest score (38) on the Wonderlich intelligence test among offensive linemen tested prior to 1998 NFL Draft ... Single ... Hobbies include cooking, traveling and reading ... Last name rhymes with "off."

MIKE GDOFF'S STATISTICS

YEAR	TEAM	GAMES	STARTS
1998	Cincinnati	10	5
1999	Cincinnati	12	1
2000	Cincinnati	16	16
2001	Cincinnati	16	16
2002	Cincinnati	13	13
CAREER		67	51

MLB



KEVIN HARDY

Ht: 6-4 Wt: 259

College: Illinois

8th year in NFL

2002 Games-Starts: 16-15 (Dall.); Career Games-Starts: 102-98

Acquired: UFA (Dall.) '03

Born: 7-24-73



51

Hardy signed with Bengals as unrestricted free agent on 3-7-03 ... Has record of consistent production and big-play ability since entering NFL as No. 2 overall draft pick in 1996 ... Played first six NFL seasons with Jacksonville before going to Dallas in 2002 ... Last season, he finished in the Cowboys' top five in tackles, sacks, tackles-for-loss, QB pressures and passes defended ... Played in two AFC Championship games for Jacksonville, and was All-Pro and Pro Bowl selection for Jaguars in 1999 ... Has had 21 of his career-total 30.5 sacks during last four seasons ... Tentatively slated to fill MLB spot for Cincinnati, allowing starter Brian Simmons to move from MLB to OLB.

2002 PARTICIPATION: Signed with Dallas on April 14 as an unrestricted free agent after six seasons with Jacksonville ... Played all 16 games for the fourth time in five seasons ... Made 15 starts at strong-side LB, and came off the bench in one game (Nov. 24 vs. Jacksonville), when Cowboys opened in a formation with five DBs ... Played his 100th NFL game on Dec. 15 at N.Y. Giants.

2002 HIGHLIGHTS: Ranked third on Cowboys in total tackles (114) and solos (73) ... Led the team in forced fumbles (3), ranked second in passes defended (10), was tied for third in sacks (2) and ranked fourth in QB pressures (18) ... Made his Cowboys debut Sept. 8 at Houston, posting 7 tackles, including 2 tackles-for-loss, and 2 passes defended ... Tied for the team lead with 9 tackles Sept. 15 vs. Tennessee, and had an 8-yard sack of Steve

McNair along with a forced fumble ... Led LBs with 7 tackles Sept. 29 at St. Louis and had 2 passes defended ... Had 8 tackles and a forced fumble Oct. 6 vs. New York Giants ... Recorded a season-high 15 tackles, plus a pass defended, Oct. 13 vs. Carolina ... Led team with 13 tackles Oct. 27 vs. Seattle, helping limit Seahawks RB Shaun Alexander to 2.5 yards per carry ... Had outstanding day all-around Nov. 3 at Detroit, leading team with 12 tackles while also recording a tackle-for-loss, 3 QB pressures and a pass defended ... In the Lions game, he helped limit Detroit to 148 total yards, the fewest by a Dallas opponent since Sept. 8, 1996, when Giants were held to 105 ... Had an outstanding game against his former teammates Nov. 24 vs. Jacksonville, getting 5 tackles, a sack and forced fumble that Dallas' Brandon Noble recovered ... Also vs. Jacksonville, broke up 2 passes and pressured QB Mark Brunell into throwing a pass that Roy Williams intercepted ... Tied season high in QB pressures (3) Dec. 8 vs. San Francisco, and added a pass defended and a tackle-for-loss ... On Dec. 21 vs. Philadelphia, had 5 tackles, a pass defended, 2 QB pressures and a tackle-for-loss.

1999 ALL-PRO SEASON: Hardy commanded the spotlight in his fourth pro season as he led the Jaguars to a 14-2 season and a berth in the AFC Championship Game ... He garnered consensus All-Pro recognition (*Associated Press*, *Pro Football Writers/Pro Football Weekly*, *The Sporting News*, *College & Pro Football Newsweekly*, *Football News*, *USA Today* and *Football Digest*) ... Also earned

starting nod at outside LB for the AFC Pro Bowl squad, his first Pro Bowl selection ... The honors came his way after he led the team in tackles for the second straight season (153) and led all AFC linebackers with 10.5 sacks ... Played every defensive snap in 14 of the 16 games and led or tied for the team lead in tackles in nine games while posting double-figure tackle totals seven times ... Opened the season with sacks in the first two games, 1 against Steve Young on Sept. 12 vs. San Francisco and 1.5 against Steve Beuerlein on Sept. 19 at Carolina ... In October, he put together a string of four games with a sack (and a defensive Game Ball) ... Started his October streak Oct. 11 at N.Y. Jets with a team-high 15 tackles and a sack of Rick Mirer ... On Oct. 17 vs. Cleveland, Hardy sparked a comeback win by recovering Terry Kirby's fumble at the Browns' 25-yard line in the third quarter, setting up the go-ahead touchdown ... Also vs. Cleveland, he sacked Tim Couch in the fourth quarter and led the team with a season-high 16 tackles ... Hardy had a team-leading 13 tackles Oct. 31 at Cincinnati, with 4 QB pressures, a sack of Akili Smith and a forced fumble against Corey Dillon at Bengals' 8-yard line to set up Jaguars TD ... Recorded the first 2-sack game of his career Nov. 7 at Atlanta, downing Chris Chandler twice in the second half ... In Jaguars win Nov. 28 at Baltimore, Hardy made two big plays late, sacking Tony Banks on a 3rd-and-15 play with 1:24 left and then forcing a Banks fumble on the game's final play to seal the win ... Sacked Mike Tomczak in fourth quarter of Thursday night win Dec. 2 vs. Pittsburgh ... Played only eight plays Dec. 19 at Cleveland, due to neck burner ... In regular-season finale Jan. 2 vs. Cincinnati, he recorded 20th sack of his career with a take-down of Jeff Blake ... In postseason play, Hardy recorded a team-high 23 tackles in the two games, leading team in stops in both games ... Finished with 8 tackles and 4 QB pressures in Divisional playoff rout Jan. 15 vs. Miami ... Logged 15 tackles and 1 pass defended in AFC Championship Game Jan. 23 vs. Tennessee, and forced a Frank Wycheck fumble at Jaguars' 1-yard line in the third quarter to prevent a TD.

OTHER PREVIOUS SEASONS — 1996: Drafted by Jacksonville in first round (second overall) ... First defensive player chosen in draft, as No. 1 overall selection was WR Keyshawn Johnson ... Played every game, with 15 starts at strong-side LB, and earned consensus all-rookie honors after a debut season that saw him finish third in the NFL among rookies in sacks (5.5) and second on the team in tackles (130) ... Shared the team lead in interceptions (2), and also had 2 forced fumbles and a fumble recovery ... In three postseason games, he led the team with 32 tackles ... Hardy's impact on the NFL was felt right away in season opener Sept. 1 vs. Pittsburgh, as he sacked Jim Miller in the third quarter and intercepted a Mike Tomczak pass in the fourth quarter to set up drive for a final and decisive TD in a 24-9 win ... Had 3 sacks in his first four games, as he also sacked Chris Chandler on Sept. 8 vs. Houston and Drew Bledsoe on Sept. 22 at New England ... On Oct. 13 vs. N.Y. Jets, aided 21-17 victory with a 13-yard INT against Frank Reich to set up a field goal ... Sacked Vinny Testaverde on Nov. 10 vs. Baltimore, and at Baltimore on Nov. 24, Hardy led the team with a season-high 16 tackles while forcing an Earnest Byner fumble 4:01 into overtime which set up Mike Hollis' game-

winning field goal in a 28-25 victory ... Had his first multiple sack game with 1.5 against Chris Chandler on Dec. 8 at Houston ... Also at Houston, Hardy recovered a fumble to stop an Oilers scoring threat just before halftime ... In his first career postseason action, led the team with 12 tackles Dec. 28 at Buffalo ... Led the team again with 12 tackles in Divisional playoff win Jan. 4 at Denver ... In the AFC Championship Game Jan 12 at New England, Hardy made 8 tackles and forced a fumble in the third quarter to set up a field goal. **1997:** Hardy's sophomore campaign for Jacksonville was hampered by injuries that forced him to miss three starts and limited his play in several other games ... Finished with 11 starts at strong-side linebacker and saw action in 13 games, posting 73 tackles, 2.5 sacks, 5 QB pressures and 3 tackles-for-loss ... Sacked Gus Frerotte on Sept. 28 at Washington ... Suffered a sprained medial collateral ligament in his left knee in first quarter Oct. 19 at Dallas, and was inactive the next three games before returning to the starting lineup Nov. 23 at Cincinnati, where he recorded a sack of Boomer Esiason ... Sacked Eric Zeier on Nov. 30 at Baltimore ... Saw limited action in the last three regular-season games, due to lingering effects from his knee injury, but he started in Wild Card playoff game Dec. 27 at Denver, making 8 tackles. **1998:** Started all 16 games for the first time in his career after moving from strong-side to weak-side LB for Jaguars ... Set a team record with 186 tackles, earning honorable mention All-Pro honors by *Associated Press* ... Had 10 or more tackles in 13 regular-season games, as well as both Jacksonville playoff games ... Led or tied for the team lead in tackles nine times ... Received defensive Game Balls in back-to-back games on Sept. 27 and Oct. 12 ... The first Game Ball came Sept. 27 at Tennessee, when he was credited with 11 tackles, while sharing a sack of Steve McNair and registering 1 pressure, 2 tackles-for-loss and 1 pass defended ... In the next game, Oct. 12 vs. Miami, he logged 8 tackles, a pressure and a tackle-for-loss ... Earned his third defensive Game Ball of the season Nov. 1 at Baltimore, when he had a career-high 20 tackles (16 solo) and also forced a Ravens fumble ... Made the third INT of his career against Trent Dilfer on Nov. 15 vs. Tampa Bay, and he followed that two weeks later with his second interception of the season Nov. 29 at Cincinnati when he picked off a Paul Justin pass to set up a touchdown ... Also at Cincinnati, he recovered a Bengals fumble and earned his fourth defense Game Ball of season ... Sacked Randall Cunningham on Dec. 20 at Minnesota ... Continued his outstanding season in the playoffs by leading the team with 33 tackles in two games ... Also in the two postseason games, he contributed a sack, 2 QB pressures and a forced fumble ... Opened playoff action with 10 tackles, 2 QB pressures and 2 tackles-for-loss in AFC Wild Card win Jan. 3 vs. New England ... Set a franchise record (postseason or regular season) when he made 23 tackles in the AFC Divisional playoff game on Jan. 10 at N.Y. Jets ... Also at Jets, recorded the first playoff sack of his career (Vinny Testaverde) and forced a fumble. **1999:** (See item on previous page.) **2000:** For the third consecutive year, Hardy started all 16 games and led Jacksonville in tackles (149) ... Also had 3 sacks, 1 INT, 5 passes defended, 6 tackles-for-loss, 2 forced fumbles and 2 fumble recoveries ... He led or shared the team lead in tackles in seven games, including the last six, and he recorded 10 or more

stops eight times ... Played every defensive snap in 11 games and missed just 24 plays all season ... Recorded his first fumble recovery of the season Sept. 25 at Indianapolis ... With Lonnie Marts injured, Hardy started at strong-side linebacker for the first time since 1997 and led team with a season-high 13 tackles Oct. 1 vs. Pittsburgh ... Played weak-side linebacker for the next three games, then moved back to the strong side Oct. 29 at Dallas with Marts injured, making 11 tackles ... Hardy again returned to the weak side and made his first interception of the season Nov. 19 at Pittsburgh, leading to the team's first touchdown ... Notched his first sack of season Nov. 26 vs. Tennessee, dropping Steve McNair, and led the team in tackles (9) ... Led team with 9 tackles Dec. 3 vs. Cleveland, and had a sack which forced a Spergon Wynn fumble that was recovered by Mike Logan and led to a touchdown ... Tied for team lead with 6 tackles Dec. 10 vs. Arizona ... Led the team with 10 tackles Dec. 17 at Cincinnati, and forced and recovered a fumble by Corey Dillon that led to 7-0 halftime lead for the Jags ... In the season finale Dec. 23 at N.Y. Giants, Hardy recorded 11 tackles and a sack of Kerry Collins. **2001:** Hardy moved back to the strong side for Jacksonville in '01, but suffered a knee injury and missed the final seven games of the year ... Despite starting just nine games, he finished third on the team with 98 tackles and 5.5 sacks ... Opened season with 12 tackles, a forced fumble and a career-high tying 2 sacks Sept. 9 vs. Pittsburgh ... Had 11 tackles, 2 QB pressures and a pass defended Sept. 23 vs. Tennessee ... Ranked second on the team with 17 tackles Sept. 30 vs. Cleveland, and recorded his second multiple-sack game of the season with 2 ... After recording 8 tackles Oct. 7 at Seattle, Hardy led the team with 12 stops Oct. 18 vs. Buffalo ... Led the team with 15 tackles Oct. 28 at Baltimore, contributing 1.5 sacks and 3 pressures of Randall Cunningham ... Led the team with 14 tackles Nov. 11 vs. Cincinnati ... In his last action of the season, Hardy recorded 6 tackles Nov. 18 at Pittsburgh ... Suffered ar-

ticular cartilage damage in his left knee in practice on Nov. 22 and was inactive against Baltimore Nov. 25, ending his team-record streak of 58 consecutive starts ... He was deactivated the next two weeks before being placed on Injured Reserve Dec. 11.

COLLEGE: The 1995 winner of the Butkus Award, given annually to the best linebacker in college football, Hardy finished his career ninth on Illinois' career list with 330 tackles, fourth in sacks (18) and fourth with 38 stops behind the line ... Consensus All-America and All-Big Ten Conference first-team selection as a senior, finishing second on team with 105 tackles, 11 sacks for 103 yards and 15 stops for losses of 115 yards ... Also as a senior, forced 5 fumbles and tied for the team lead with 3 INTs.

PERSONAL: Hometown is Evansville, Ind. ... Attended Harrison High School, where he earned Region Player of the Year honors as a senior and was a first-team selection by *SuperPrep* magazine ... Played both ways, and in addition to 127 tackles as a senior, he caught 32 passes for 610 yards and 13 TDs, rushed 55-for-410, and was 15-for-344 on kickoff returns and 6-for-42 on punt returns ... A nine-time prep letterman in football, basketball and track, and was a cum laude honor roll student at Harrison ... Earned a marketing degree from Illinois, and has attended graduate school to pursue a second business degree ... Has spoken frequently at civic functions and at schools, and has participated in fundraisers for Boys & Girls Club and the Leukemia Society ... Founded the YIELD Foundation (Youth Institute for Education, Leadership and Development) in 1997 to provide a learning and activity center for youngsters in the Springfield area of Jacksonville ... Has teamed with a Senior PGA Tour pro at the Legends Challenge golf event in Jacksonville, and has won two titles ... Named to Mr. Blackwell's 1998 list of "Best Dressed Athletes in Sports" ... Married (wife Terrie) ... Full name is Kevin Lamont Hardy.

KEVIN HARDY'S STATISTICS

			Defense							Interceptions					Scoring				
YEAR	TEAM	G-S	ST	AT	TT	SKS-			FR-	NO	YDS	AVG	LG	TD	TD	TD	S	PTS	
						YDS	PBU	FF											INT
1996	Jacksonville	16-15	65	65	130	5.5-28	7	2	1-13	2	19	9.5	13	0	—	—	—	—	
1997	Jacksonville	13-11	34	39	73	2.5-16	1	0	0-0	0	0	—	—	0	—	—	—	—	
1998	Jacksonville	16-16	100	86	186	1.5-13	7	2	1-0	2	40	20.0	24	0	—	—	—	—	
1999	Jacksonville	16-16	87	66	153	10.5-61	0	2	1-0	0	0	—	—	0	—	—	—	—	
2000	Jacksonville	16-16	88	61	149	3-20	5	2	2-2	1	0	0.0	0	0	—	—	—	—	
2001	Jacksonville	9-9	61	37	98	5.5-37	4	0	1-0	0	0	—	—	0	—	—	—	—	
2002	Dallas	16-15	73	41	114	2-13	10	3	0-0	0	0	—	—	0	—	—	—	—	
JAX. TOTALS			86-83	435	354	789	28.5-175	24	8	6-15	5	59	11.8	24	0	—	—	—	—
DALL. TOTALS			16-15	73	41	114	2-13	10	3	0-0	0	0	—	—	0	—	—	—	—
CAREER			102-98	508	395	903	30.5-188	34	11	6-15	5	59	11.8	24	0	—	—	—	—

— POSTSEASON —

			Defense							Interceptions					Scoring				
					SKS-			FR-						TD		TD			
YEAR	TEAM	G-S	ST	AT	TT	YDS	PBU	FF	YDS	NO	YDS	AVG	LG	TD	TD	Int	FR	S	PTS
1996	Jacksonville	3-2	21	11	32	0-0	0	1	0-0	—	—	—	—	—	—	—	—	—	—
1997	Jacksonville	1-1	6	2	8	0-0	0	0	0-0	—	—	—	—	—	—	—	—	—	—
1998	Jacksonville	2-2	21	12	33	1-0	0	1	0-0	—	—	—	—	—	—	—	—	—	—
1999	Jacksonville	2-2	13	10	23	0-0	1	1	0-0	—	—	—	—	—	—	—	—	—	—
CAREER		8-8	61	35	96	1-0	1	3	0-0	—	—	—	—	—	—	—	—	—	—

HARDY'S 2002 GAME-BY-GAME DEFENSIVE STATISTICS (FOR DALLAS)

DATE	OPPONENT	ST	AT	TT	SKS-YDS	INT-YDS	PBU	FF	FR-YDS
9-8	at Houston	6	1	7	0-0	0-0	2	0	0-0
9-15	TENNESSEE	3	6	9	1-8	0-0	0	1	0-0
9-22	at Philadelphia	1	2	3	0-0	0-0	0	0	0-0
9-29	at St. Louis	4	3	7	0-0	0-0	2	0	0-0
10-6	N.Y. GIANTS	5	3	8	0-0	0-0	0	1	0-0
10-13	CAROLINA	9	6	15	0-0	0-0	1	0	0-0
10-20	at Arizona	6	1	7	0-0	0-0	0	0	0-0
10-27	SEATTLE	9	4	13	0-0	0-0	0	0	0-0
11-3	at Detroit	11	1	12	0-0	0-0	1	0	0-0
11-10	—BYE—								
11-17	at Indianapolis	2	1	3	0-0	0-0	0	0	0-0
11-24	JACKSONVILLE	2	3	5	1-5	0-0	2	1	0-0
11-28	WASHINGTON	2	1	3	0-0	0-0	0	0	0-0
12-8	SAN FRANCISCO	5	4	9	0-0	0-0	1	0	0-0
12-15	at N.Y. Giants	4	1	5	0-0	0-0	0	0	0-0
12-21	PHILADELPHIA	3	2	5	0-0	0-0	1	0	0-0
12-29	at Washington	1	2	3	0-0	0-0	0	0	0-0
TOTALS		73	41	114	2-13	0-0	10	3	0-0

P



NICK HARRIS

Ht: 6-2 Wt: 218
College: California
3rd year in NFL



8

2002 Games-Starts: 15-0; **Career Games-Starts:** 31-0
Acquired: W (Den.) '01
Born: 7-23-78

Harris played his second season as Bengals' No. 1 punter in 2002 ... Also had a flawless performance as the holder on place kicks ... Had a plus-7 differential on inside-20 kicks (11) compared to touchbacks (4) ... His total touchbacks were the fewest among regular AFC punters, and with only 4 touchbacks in 65 kicks, his touchback percentage (6.2) was the NFL's third-best.

2002 PARTICIPATION: Played in Games 1-12 and 14-16 ... Inactive Dec. 8 at Carolina, as coaches elected to give rookie Travis Dorsch his first game action.

2002 HIGHLIGHTS: The only regular NFL punters with touchback percentages lower than Harris' 6.2 were Chicago's Brad Maynard (2.3) and Houston's Chad Stanley (5.3) ... Averaged 40.1 yards on punts for second straight season ... Handled 50 holds on place kicks (18 FG, 32 PAT) without a muff, helping K Neil Rackers post an 83.3% accuracy rate on field goals (15-of-18), tied for seventh among all NFL kickers with 15 or more attempts ... Averaged 44.2 yards on 5 punts in season opener Sept. 8 vs. San Diego, including 57-yarder that tied his career-high and would be his longest of 2002 ... Had 1 inside-20 and no touchbacks vs. Chargers ... Averaged 35 yards on 4 punts Sept. 15 at Cleveland, twice pinning Browns inside 5-yard line, with no touchbacks ... Averaged 43.7 yards on season-high 9 punts Sept. 29 vs. Tampa Bay, with 2 inside-20s and 1 touchback ... Averaged 44.4 yards on 5 kicks Oct. 6 at Indianapolis, with 2 touchbacks ... Averaged 34.7 yards on 3 punts Oct. 13 vs. Pittsburgh, including a punt downed at Steelers' 13 ... Averaged 43.3 yards on 3 kicks in victory at Houston, with 1 inside-20 and no TBs ... Averaged 50.0 yards on 4 kicks Nov. 10 at

Baltimore, with 2 inside-20s and 1 touchback ... Averaged 44.8 yards on 4 kicks Nov. 24 at Pittsburgh with 1 inside-20 kick to Steelers' 12-yard line ... Averaged 30.3 yards on 3 kicks Dec. 1 vs. Baltimore, but also suffered a blocked punt, due to line blocking error, that was returned for a TD.

2001: Drafted in fourth round by Denver (120th overall) ... Waived Aug. 28, and acquired by Bengals on waiver claim Aug. 29 ... Played for Cincinnati in Aug. '30 pre-season finale vs. Indianapolis ... Played for Bengals in all 16 regular-season games ... Averaged 40.1 yards per punt ... Had 21 inside-20 kicks against just 6 touchbacks, and his plus-15 differential in those categories was Bengals' best since plus-19 by Lee Johnson (27-8) in 1997 ... Helped Bengals punting unit yield only 8.0 yards per return, ranked eighth in NFL ... Had at least 1 inside-20 punt in each of season's first 12 games ... On Sept. 9 vs. New England, limited Patriots' punt returner Troy Brown by forcing 3 fair catches and no returns ... Helped hold Chargers' returner Tim Dwight in check Sept. 30 at San Diego as punt coverage unit yielded 4 returns for 24 total yards ... Had no touchbacks and 2 inside-20s in both the Oct. 14 Cleveland game and the Oct. 21 Chicago game ... Had season-long punt of 57 yards (later tied) vs. Cleveland ... Punted three times Oct. 28 at Detroit for 45.7-yard average, with 1 inside-20 kick and no touchbacks ... Had season-high punting average (46.7), 3 inside-20 kicks and tied for season-long punt (57) Nov. 11 at Jacksonville ... Had 5 punts for 44.0-yard average Nov. 25 at Cleveland, pinning Browns inside their 20-yard line on 3 punts, and one punt was downed by Kevin Kaesviharn at Browns' 1-yard line ... Punted 6 times for a 35.5 average Dec. 9 vs.

VETERANS

Jacksonville, and had season-high 4 punts pinning Jaguars inside their 20 ... In preseason for Denver, punted 7 times for 37.3-yard average with 3 inside-20 kicks and 0 touchbacks.

COLLEGE: Regarded by many as the premier punter in college football during his Cal career ... Averaged 42.3 yards per punt, and his 13,621 total yards broke previous NCAA mark of 12,947 by TCU's Cameron Young ... Harris' 322 total kicks broke Young's mark of 320 ... Placed 92 of his punts (28.6%) inside 20-yard line; also held for place kicks ... Had his best season average, 44.7 yards, as a junior in 1999 ... Well-conditioned athlete who had

Cal's fastest 10-yard dash (1.77) and second-best 20-yard shuttle time (4.17) ... Redshirted his first year at Cal (1996).

PERSONAL: Hometown is Avondale, Ariz. ... Attended Westview High School, where he earned National Coaches' Association All-America honors as a senior with a 42.3-yard punting average ... Also earned prep all-state honors as a linebacker and saw action on offense as a receiver and a rusher ... All-state prep soccer player as well ... Holds a bachelor's degree in business and master's degree in education from the University of California ... Married (wife Heather) ... Favorite hobby is golf ... Full name is Nicholas John Harris.

NICK HARRIS' STATISTICS

YEAR	TEAM	G-S	Punting								Special Teams									
			NO	YDS	AVG	NET	TB	IN-20	LG	BLK	ST	AT	TT	FF	FR-YDS	BP	BFG	BXP		
2001	Cincinnati	16-0	84	3372	40.1	33.9	6	21	57	1	1	0	1	0	0-0	0	0	0		
2002	Cincinnati	15-0	65	2608	40.1	31.4	4	11	57	1	0	0	0	0	0-0	0	0	0		
CAREER		31-0	149	5980	40.1	32.8	10	32	57	2	1	0	1	0	0-0	0	0	0		

HARRIS' SINGLE-GAME HIGHS

PUNTING — **Most Punts:** 9 vs. T.B. 9-29-02; **Most Punting Yards:** 393 vs. T.B. 9-29-02 (9 punts); **Long Punt:** 57 (3 times); most recently vs. S.D. 9-8-02; **Most Inside-20 Punts:** 4 vs. Jax. 12-9-01; **Blocked Punts:** 1 (twice); most recently vs. Balt. 12-1-02.

HARRIS' 2002 GAME-BY-GAME PUNTING

DATE	OPPONENT	NO	YDS	AVG	NET	TB	IN-20	LG	BLK
9-8	SAN DIEGO	5	221	44.2	37.6	0	1	57	0
9-15	at Cleveland	4	140	35.0	30.0	0	2	41	0
9-22	at Atlanta	5	189	37.8	32.8	0	0	51	0
9-29	TAMPA BAY	9	393	43.7	34.7	1	2	51	0
10-6	at Indianapolis	5	222	44.4	29.8	2	0	48	0
10-13	PITTSBURGH	3	104	34.7	35.3	0	1	41	0
10-20	—BYE—								
10-27	TENNESSEE	4	177	44.3	38.5	0	0	53	0
11-3	at Houston	3	130	43.3	30.0	0	1	47	0
11-10	at Baltimore	4	200	50.0	19.3	1	2	56	0
11-17	CLEVELAND	4	138	34.5	29.8	0	0	47	0
11-24	at Pittsburgh	4	179	44.8	38.0	0	1	54	0
12-1	BALTIMORE	3	91	30.3	21.0	0	0	48	1
12-8	at Carolina				INACTIVE				
12-15	JACKSONVILLE	2	82	41.0	35.5	0	0	42	0
12-22	NEW ORLEANS	6	220	36.7	30.0	0	0	45	0
12-29	at Buffalo	4	122	30.5	27.0	0	1	34	0
TOTALS		65	2608	40.1	31.4	4	11	57	1

CB



ARTRELL HAWKINS



27

Ht: 5-10 Wt: 190

College: Cincinnati

6th year in NFL

2002 Games-Starts: 15-15; Career Games-Starts: 75-63

Acquired: D2 '98 (43rd overall)

Born: 11-24-76

In 2002, Hawkins held the starting RCB role for the fourth season of his five Bengals campaigns ... Tied for the team lead with 2 interceptions, including a Bengals record-tying 102-yarder for a touchdown that was the catalyst for Cincinnati's runaway win at Houston ... Always a strong run defender, he led secondary and finished third on team with career-high 92 tackles, and was the only

player to post an entry in every column of the defensive stat sheet.

2002 PARTICIPATION: Re-signed with Bengals on March 18 of '02 after having become an unrestricted free agent ... Suffered a partial ligament tear (PCL) in his left knee on May 22 during voluntary workouts, but surgery

was not required and he was 100 percent for the opening of training camp ... Started Games 1-13 and 15-16 at RCB ... Inactive Dec. 15 vs. Jacksonville due to a thigh bruise.

NONE LONGER: Hawkins made a momentum-turning play in Bengals' first win of 2002, Nov. 3 at Houston. The Texans were threatening to take control, at the Bengals' 5-yard line on the last play of the first quarter, but Hawkins intercepted a David Carr pass two yards deep in the end zone and returned it 102 yards for a Bengals TD and a 10-3 Cincinnati lead. The 102-yard return tied the franchise record for longest play of any kind, equaling CB Louis Breeden's 102-yard INT return for a TD in 1981 at San Diego and Eric Bieniemy's 102-yard KOR at the N.Y. Giants in '97. In the game at Houston, Hawkins also led the secondary in tackles with 7 (5 solo). His performance against the Texans earned him AFC Defensive Player of the Week honors.

MORE 2002 HIGHLIGHTS: Was the only Bengals player to light the lamp in each of the five categories of sacks (2), interceptions (2), passes broken up (8), forced fumbles (1) and fumble recoveries (2) ... Led secondary in fumble recoveries, tied for lead in sacks and finished third in passes broken up ... On Sept. 15 at Cleveland, had 6 tackles and 2 passes defended ... Led secondary with 7 tackles (5 solo) Sept. 22 at Atlanta ... Had 7 tackles (6 solo) Sept. 29 vs. Tampa Bay, including 5-yard sack against Brad Johnson on a third-down play in first quarter, forcing a punt ... Also vs. Tampa Bay, had Bengals' first fumble recovery of the season, advancing a Michael Pittman fumble 16 yards to the Bengals' 44 in the first quarter ... On Oct. 6 at Indianapolis, Hawkins' INT of Peyton Manning pass in the end zone ended a Colts drive early in the fourth quarter ... Led the secondary in tackles Oct. 13 vs. Pittsburgh, finishing with 7 (6 solo) ... Led the team in tackles with 11 (8 solo) Oct. 27 vs. Tennessee, including his second sack of the season, bringing down QB Steve McNair for a 7-yard loss in the second quarter ... Also had 1 forced fumble vs. Tennessee, stripping RB Eddie George in the first quarter, with Bernard Whittington recovering for Bengals at Cincinnati 15 ... Had 4 tackles (3 solo) and a pass defended Nov. 10 at Baltimore, and recovered a Jeff Blake fumble at Bengals' 4-yard line in fourth quarter, returning it 3 yards to the 7 ... Led team in tackles with 10 (7 solo) Nov. 24 at Pittsburgh ... Led the secondary in Dec. 22 victory vs. New Orleans with 7 tackles (6 solo).

PREVIOUS SEASONS — 1998: Drafted by Bengals in second round (43rd overall) ... Signed May 14 ... Started every game at RCB ... Led team in passes defended (17), tied Sam Shade for interceptions lead (3) and tied for team lead in forced fumbles (2) ... Made his first NFL interception Nov. 15 at Minnesota, and snagged a second one in the same game, both against Pro Bowl QB selection Randall Cunningham, who began the day with only 3 INTs all season ... Led team with 6 tackles and 3 passes defended at Minnesota ... Clinched Bengals victory Dec. 20 at Pittsburgh, intercepting Mike Tomczak pass at Bengals' 18 with 0:17 remaining ... Had 3 passes defended at Pittsburgh and was voted the Defensive Game Ball ... Made NFL debut Sept. 6 vs. Tennessee, with 3

tackles (2 solo) and a pass defended ... Sacked Eric Zeier for 9-yard loss in third quarter Sept. 27 at Baltimore, forcing a fumble (Ravens recovered) ... Forced a fumble by Ed McCaffrey in second quarter Nov. 1 vs. Denver (Broncos recovered) ... Recovered Mark Brunell fumble in second quarter Nov. 8 at Jacksonville, returning 25 yards to Jaguars' 15. **1999:** Ranked fourth on team in tackles (68) and third in solo tackles (61) while playing 14 games and starting 13 ... Ranked second in passes defended (16) and tied for second in forced fumbles (2) ... Opened season with team-leading 7 tackles Sept. 12 at Tennessee ... Forced 2 fumbles against RB Eddie George at Tennessee (Bengals recovered one) ... Led secondary Sept. 26 at Carolina with 5 tackles (4 solo), and recovered William Floyd fumble, setting up Cincinnati field goal ... Led team in solo tackles (8) and had 2 passes defended Oct. 24 at Indianapolis ... Had 6 solo tackles Oct. 31 vs. Jacksonville before succumbing to right ankle and left shoulder sprains that would put him on inactive list for Nov. 7 Seattle and Nov. 14 Tennessee games ... Saw limited action Nov. 21 vs. Baltimore, and returned to starting role Nov. 28 at Pittsburgh as Bengals began 3-game winning streak ... Led team with 3 passes defended in win Dec. 12 vs. Cleveland ... Had season-high 4 passes defended Dec. 26 at Baltimore, including end zone breakup against Patrick Johnson. **2000:** In his only season in which he was not a primary starter, he started six games at RCB and was a season-long standout on special teams ... Finished seventh on defense in tackles (47) ... Led DBs in coaches' compilation of QB pressures (5) ... Led special teams in tackles (12) ... Started Games 1-4 at RCB before yielding spot to Rodney Heath ... Played as reserve in Games 5-14 ... Injuries opened the way for him to return to starting RCB role for Games 15-16 ... Led special teams with 3 tackles Oct. 15 at Pittsburgh, and also led with 3 special teams stops Nov. 19 at New England ... Had season-high 7 tackles (5 solo) in win Dec. 17 vs. Jacksonville, and forced a fumble against RB Fred Taylor in third quarter (Jaguars recovered) ... Recovered fumble by RB Chris Warren at Bengals' 5-yard line in fourth quarter Dec. 24 at Philadelphia, returning it 12 yards. **2001:** Starting RCB tied for team lead with 3 interceptions and led the team in passes broken up (8) ... Led the secondary in solo tackles (44) and led the CBs in total tackles (71) ... Started at RCB in Games 1-10 and 13-15 ... Led the team by a wide margin in combined takeaway plays with 6, as in addition to his 3 INTs, he had a fumble recovery and forced 2 other fumbles that were recovered by Cincinnati; no other Bengals defender had more than 3 takeaway plays on the season ... Tied for second on team with 10 tackles (4 solo) Sept. 9 vs. New England ... In victory Sept. 23 vs. Baltimore that snapped 12-game win streak by defending Super Bowl champs, Hawkins returned an INT 22 yards to Ravens' 27 in fourth quarter ... Recovered an Amos Zereoue fumble at the Steelers' 33 on Oct. 7 at Pittsburgh ... Had 5 tackles (3 solo) Oct. 21 vs. Chicago and forced a fumble by WR Marty Booker that Mark Roman recovered at Bengals' 3-yard line ... Led the defensive backs Nov. 11 at Jacksonville with 9 tackles (8 solo) ... Had his second INT of the season Nov. 18 vs. Tennessee; snared a Steve McNair pass at the Titans' 33 in the first quarter and returned it 3 yards to the 30 ... Also forced a fumble vs. Tennessee, jarring the ball loose from RB Eddie George

in fourth quarter, and Tony Williams recovered for Cincinnati at the Titans' 47 ... Helped key comeback victory Dec. 30 vs. Pittsburgh with fourth-quarter INT of a Kordell Stewart pass, which he returned 1 yard to Bengals' 32; had 9 tackles (8 solo) vs. Steelers ... In the second quarter vs. Steelers, Hawkins and DT Tony Williams teamed up to stop RB Chris Fuamatu-Ma'afala for 1-yard loss on third down, forcing field goal attempt that Steelers muffed to give Cincinnati its first TD of the game ... Sideline with right ankle sprain on first defensive play Nov. 25 vs. Cleveland and was inactive for Games 11-12 ... Returned to starting lineup Dec. 16 at N.Y. Jets, but suffered shoulder bruise Dec. 30 vs. Pittsburgh and played only as a reserve in Jan. 6 season finale at Tennessee.

COLLEGE: Came on strong in the second half of his

senior season at UC, and impressed scouts with his performances at the Senior Bowl and Indianapolis scouting combine ... Was the earliest UC selection in the draft (43rd overall) since Alex Gordon was taken in the No. 42 spot by the N.Y. Jets in 1987 ... Had 46 tackles, 14 passes defended and 2 interceptions as a senior, helping lead Bearcats to their first bowl appearance since 1950 ... Had 4 solo tackles and 2 passes defended in UC's 35-19 Humanitarian Bowl victory over Utah State.

PERSONAL: Hometown is Johnstown, Pa. ... Attended the same high school (Bishop McCort) as QB John Stofa, first player ever signed by Bengals ... Played RB as a prep senior and rushed for school-record 1487 yards and 26 TDs ... Offseason home is now Cincinnati ... Business major at UC ... First name is pronounced "ar-TRELL."

ARTRELL HAWKINS' STATISTICS

YEAR	TEAM	G-S	Defense							Interceptions					Scoring				
			ST	AT	TT	SKS-YDS	PBU	FF	FR-YDS	NO	YDS	AVG	LG	TD	TD	IntRt	FRRI	S	PTS
1998	Cincinnati	16-16	65	5	70	1-9	17	2	1-25	3	21	7.0	12	0	0	0	0	0	0
1999	Cincinnati	14-13	61	7	68	0-0	16	2	1-0	0	0	—	—	0	0	0	0	0	0
2000	Cincinnati	16-6	43	4	47	0-0	9	1	1-12	0	0	—	—	0	0	0	0	0	0
2001	Cincinnati	14-13	44	27	71	0-0	8	2	1-0	3	26	8.7	22	0	0	0	0	0	0
2002	Cincinnati	15-15	67	25	92	2-12	8	1	2-19	2	102	51.0	102-1	1	1	1	0	0	6
CAREER		75-63	280	68	348	3-21	58	8	6-56	8	149	18.6	102-1	1	1	1	0	0	6

		Special Teams								Kickoff Returns						Punt Returns					
YEAR	TEAM	ST	AT	TT	FF	FR-YDS	BP	BFG	BXP	NO	YDS	AVG	FC	LG	TD	NO	YDS	AVG	FC	LG	TD
1998	Cincinnati	1	0	1	0	0-0	0	0	0	—	—	—	—	—	—	—	—	—	—	—	—
2000	Cincinnati	9	3	12	0	0-0	0	0	0	—	—	—	—	—	—	—	—	—	—	—	—
CAREER		10	3	13	0	0-0	0	0	0	—	—	—	—	—	—	—	—	—	—	—	—

HAWKINS' 2002 GAME-BY-GAME DEFENSIVE STATISTICS

DATE	OPPONENT	ST	AT	TT	SKS-YDS	INT-YDS	PBU	FF	FR-YDS
9-8	SAN DIEGO	4	1	5	0-0	0-0	0	0	0-0
9-15	at Cleveland	4	2	6	0-0	0-0	2	0	0-0
9-22	at Atlanta	5	2	7	0-0	0-0	0	0	0-0
9-29	TAMPA BAY	6	1	7	1-5	0-0	1	0	1-16
10-6	at Indianapolis	1	2	3	0-0	1-0	1	0	0-0
10-13	PITTSBURGH	6	1	7	0-0	0-0	0	0	0-0
10-20	—BYE—								
10-27	TENNESSEE	8	3	11	1-7	0-0	0	1	0-0
11-3	at Houston	5	2	7	0-0	1-102	1	0	0-0
11-10	at Baltimore	3	1	4	0-0	0-0	1	0	1-3
11-17	CLEVELAND	4	2	6	0-0	0-0	1	0	0-0
11-24	at Pittsburgh	7	3	10	0-0	0-0	0	0	0-0
12-1	BALTIMORE	0	3	3	0-0	0-0	0	0	0-0
12-8	at Carolina	2	1	3	0-0	0-0	0	0	0-0
12-15	JACKSONVILLE				INACTIVE				
12-22	NEW ORLEANS	6	1	7	0-0	0-0	0	0	0-0
12-29	at Buffalo	6	0	6	0-0	0-0	1	0	0-0
TOTALS		67	25	92	2-12	2-102	8	1	2-19

HAWKINS HITS PAYDIRT

Artrell Hawkins' 102-yard interception return for a touchdown last Nov. 3 at Houston was only one yard short of the NFL record for an interception return. **Vencie Glenn** of San Diego (in 1987) and **Louis Oliver** of Miami (1992) share the record of 103 yards, and Hawkins became the seventh player to make a 102-yard return. Also among the seven with 102-yarders is Cincinnati's **Louis Breeden** (1981).

Cincinnati and San Diego are the only two NFL teams with two INT returns of 102 or more yards.



Ht: 6-1 **Wt:** 197
College: Oregon State
3rd year in NFL

2002 Games-Starts: 16-5; **Career Games-Starts:** 28-6
Acquired: D7 '01 (204th overall)
Born: 9-26-77

Highly productive seventh-round pick from the 2001 NFL Draft finished third on the team in 2002 in receiving yards (492), more than doubling his rookie season total ... Finished fifth in catches (41), nearly doubling his rookie output ... His 12.0-yard per-catch average was second highest among the eight Bengals receivers who caught 10 or more balls ... Led the team with 24 punt returns, averaging 4.9 yards.

2002 PARTICIPATION: Played in every game, and credited with starts in Games 1, 7, 10-11 and 16 ... Played in Games 2-4 despite being slowed by sore groin.

2002 HIGHLIGHTS: Caught his first career TD pass Dec. 1 vs. Baltimore, a 4-yarder from Jon Kitna in first quarter, and finished with 4 catches for 35 yards ... Had 2 catches for 27 yards in starting role in season opener Sept. 8 vs. San Diego, and also handled 4 KORs for 19.8-yard average ... Led WRs with 5 catches Sept. 15 at Cleveland, and his 58 yards tied for the WRs lead ... Had 2 catches for 19 yards Nov. 10 at Baltimore, and following a first-quarter INT by Ravens S Ed Reed, Houshmandzadeh forced a fumble by Reed at Bengals' 5-yard line, with Cincinnati's Peter Warrick recovering in end zone for touchback ... Had 3 catches for 59 yards Nov. 17 vs. Cleveland ... Had 3 catches for 43 yards Dec. 8 at Carolina ... Caught 3 passes for 41 yards Dec. 15 vs. Jacksonville and returned 4 punts for 11.3 yard average, including season-long 34-yarder ... Closed season with 3 catches for 26 yards Dec. 29 at Buffalo ... Averaged 22.2 yards on 13 kickoff returns.

2001: Drafted by Cincinnati in seventh round (204th overall) ... Signed July 18 ... Played in Games 3 and 6-16 ... Inactive for Games 1-2 and 4-5 ... Unable to play at start of season due to left heel injury suffered in preseason ... Finished with 21 receptions for 228 yards, 12 punt returns for 13.6 avg. and 10 kickoff returns for 18.5 avg. ...

Had an 86-yard punt return to the 5-yard line on Nov. 25 at Cleveland, and his 126 total punt return yards in the game (most by an AFC player all season) broke former Bengals record of 106 by Tommy Casanova in 1972 ... Made NFL debut Sept. 30 at San Diego and had a 10-yard punt return ... Led the Bengals Nov. 11 at Jacksonville with 6 catches and 62 receiving yards, and he also had a key block on Corey Dillon's 7-yard second-quarter TD run ... Showed his potential in Games 14-15, with combined 14 catches for 161 yards ... Got credit for a start in Game 14, Dec. 23 at Baltimore, and led team in catches and yards (5-for-63) ... Had season highs of 9 catches and 98 yards in victory Dec. 30 vs. Pittsburgh, including 3 catches for 33 yards on the game-tying TD drive in the fourth quarter ... Also drew a 5-yard pass interference call against Steelers on the tying TD drive.

COLLEGE: As an Oregon State senior in 2000, Houshmandzadeh was the top-producing WR in a passing game that helped spark Beavers to No. 4 national ranking and a Fiesta Bowl victory over Notre Dame ... Including Fiesta Bowl, caught 48 passes for 730 yards with 7 TDs on the season ... College teammate of Bengals WR Chad Johnson, with both players chosen by Bengals in 2001 NFL Draft ... Houshmandzadeh played his freshman and sophomore seasons at Cerritos (Calif.) College ... Had a 100-yard KOR for a TD in each of his Cerritos seasons.

PERSONAL: Born in Victor Valley, Calif. ... Hometown is Barstow, Calif. ... Played RB for Barstow High School and led club to a 10-1-1 record as a senior ... Offseason residence is Los Angeles ... Has one child, Karrington (born 8-2-00) ... Favorite hobbies are basketball, pool and PlayStation ... Physical education major at Oregon State ... Full name is Touraj Houshmandzadeh ... First name is pronounced "TOO-raj" and last name is pronounced "hoosh(rhymes with push)-mahn-ZAH-duh."

T.J. HOUSHMANDZADEH'S STATISTICS

YEAR TEAM	G-S	Receiving					Rushing					Scoring				
		NO	YDS	AVG	LG	TD	ATT	YDS	AVG	LG	TD	TD	TD-R	TD-P	TD-R1	PTS
2001 Cincinnati	12-1	21	228	10.9	23	0	—	—	—	—	—	0	0	0	0	0
2002 Cincinnati	16-5	41	492	12.0	31	1	—	—	—	—	—	1	0	1	0	6
CAREER	28-6	62	720	11.6	31	1	—	—	—	—	—	1	0	1	0	6

YEAR TEAM	Special Teams								Kickoff Returns					Punt Returns				
	ST	AT	TT	FF	YDS	BP	BFG	BXP	NO	YDS	AVG	FC	LG	TD	NO	YDS	AVG	FC
2001 Cincinnati	—	—	—	—	—	—	—	—	10	185	18.5	0	23	0	12	163	13.6	5
2002 Cincinnati	—	—	—	—	—	—	—	—	*13	*288	22.2	0	44	0	24	117	4.9	4
CAREER	—	—	—	—	—	—	—	—	*23	*473	20.6	0	44	0	36	280	7.8	9

(continued)

HOUSHMANDZADEH'S SINGLE-GAME HIGHS

RECEIVING — Receptions: 9 vs. Pitt. 12-30-01; **Yards:** 98 vs. Pitt. 12-30-01; **Long:** 31 vs. Cle. 11-17-02; **Touchdowns:** 1 vs. Balt. 12-1-02.

KICKOFF RETURNS — **Returns:** 5 at Car. 12-8-02; **Yards:** 99 at Car. 12-8-02; **Long:** 44 at Pitt. 11-24-02.

PUNT RETURNS — **Returns:** 5 at Cle. 11-25-01; **Yards:** 126 at Cle. 11-25-01; **Long:** 86 at Cle. 11-25-01.

HOUSHMANDZADEH'S 2002 GAME-BY-GAME STATISTICS

DATE	OPPONENT	Receiving					Kickoff Returns					Punt Returns				
		NO	YDS	AVG	LG	TD	NO	YDS	AVG	FC	LG	TD	NO	YDS	AVG	FC
9-8	SAN DIEGO	2	27	13.5	16	0	4	79	19.8	0	33	0	0	0	—	0
9-15	at Cleveland	5	58	11.6	16	0	0	0	—	0	—	0	1	2	2.0	0
9-22	at Atlanta	3	36	12.0	15	0	0	0	—	0	—	0	1	6	6.0	0
9-29	TAMPA BAY	2	20	10.0	10	0	0	0	—	0	—	0	0	0	—	0
10-6	at Indianapolis	1	16	16.0	16	0	0	0	—	0	—	0	1	3	3.0	2
10-13	PITTSBURGH	4	56	14.0	23	0	0	0	—	0	—	0	1	-1	-1.0	0
10-20	—BYE—															
10-27	TENNESSEE	0	0	—	—	0	0	0	—	0	—	0	0	0	—	0
11-3	at Houston	3	30	10.0	16	0	0	0	—	0	—	0	2	13	6.5	1
11-10	at Baltimore	2	19	9.5	14	0	0	0	—	0	—	0	2	10	5.0	0
11-17	CLEVELAND	3	59	19.7	31	0	0	0	—	0	—	0	3	6	2.0	1
11-24	at Pittsburgh	1	6	6.0	6	0	3	88	29.3	0	44	0	1	11	11.0	0
12-1	BALTIMORE	4	35	8.8	18	1	*1	*22	22.0	0	19	0	3	14	4.7	0
12-8	at Carolina	3	43	14.3	18	0	5	99	19.8	0	23	0	0	0	—	0
12-15	JACKSONVILLE	3	41	13.7	21	0	0	0	—	0	—	0	4	45	11.3	0
12-22	NEW ORLEANS	2	20	10.0	11	0	0	0	—	0	—	0	4	8	2.0	0
12-29	at Buffalo	3	26	8.7	11	0	0	0	—	0	—	0	1	0	0.0	0
TOTALS		41	492	12.0	31	1	*13	*288	22.2	0	44	0	24	117	4.9	4

*NOTE: Houshmandzadeh had a 19-yard KOR vs. Baltimore on Dec. 1, 2002, and was also credited with 3 return yards (but no return) before lateraling to Ron Dugans on another KOR in the same game.

CB



TORY JAMES

Ht: 6-2 Wt: 186

College: Louisiana State

8th year in NFL



26

2002 Games-Starts: 14-13 (Oak.); Career Games-Starts: 94-21

Acquired: FA '03

Born: 5-18-73

A major free agent acquisition, James started 13 games plus all three postseason games for Oakland's AFC championship team last season ... Signed with Cincinnati on 3-10-03 ... Has 18 career interceptions (plus 3 more in postseason), and 9 of his regular-season INTs have come during the past two seasons ... Led Raiders in 2002 in passes defended (19) ... Has played in two Super Bowls, also seeing action on Denver's world championship team in 1998 season ... Suffered a leg fracture last season but missed only two games ... Was among six veterans released by Raiders on 2-27-03.

2002 PARTICIPATION: Played for Oakland in 14 regular-season games, with 13 starts at CB ... Missed two games due to fracture of right fibula ... Diagnosed with the injury after completing the Dec. 8 game at San Diego, and was out for Games 14 and 15 ... Returned to action, with a plate inserted in right leg, and started the regular-season finale plus all three postseason games.

2002 HIGHLIGHTS: Key performer in Oakland's postseason play, totaling 8 tackles, 4 passes defended, 1 INT and a forced fumble in the three games ... His postseason INT came in third quarter of Divisional play-

off Jan. 12 vs. N.Y. Jets, and it set up a 45-yard Raiders drive for a TD that put Oakland ahead to stay at 17-10 in the third quarter ... Also forced a fumble in Jets game ... Had 2 tackles and 1 pass defended in AFC title game Jan. 19 vs. Tennessee ... Had 4 tackles during Super Bowl loss to Tampa Bay on Jan. 26 ... In regular season, had 45 tackles (41 solo) ... Ranked second on Raiders in interceptions with 4 for 35 yards ... Had a stellar day Oct. 6 at Buffalo, with 4 passes defended and 2 INTs for 35 yards ... Had season-high 8 tackles Oct. 20 vs. San Diego ... Had 3 tackles and 2 passes defended Nov. 17 vs. New England ... Had an interception to end the game Nov. 24 at Arizona, and also had 4 tackles and 2 passes defended ... Had 4 tackles and 2 passes defended Dec. 2 vs. N.Y. Jets ... On Dec. 8 at San Diego, had 1 INT, a team-high 3 passes defended and 2 tackles despite suffering a right leg fracture (fibula) ... Inactive due to the leg injury on Dec. 15 at Miami and Dec. 22 vs. Denver ... Returned to action in regular-season finale, Dec. 28 vs. Kansas City, and had 1 pass defended.

PREVIOUS SEASONS — 1996: Drafted by Denver in second round (44th overall) ... Signed July 22 ... Saw action in secondary and on special teams in 16 regu-

lar-season games and made two starts at RCB ... Posted 22 tackles, 7 passes defended, 2 INTs and 10 special teams tackles ... Added a forced fumble and fumble recovery that both came Dec. 1 vs. Seattle ... Made first pro start Nov. 17 at New England and had 2 tackles, 2 passes defended and a special teams tackle ... Made second straight start Nov. 24 vs. Minnesota and had 5 tackles ... Saw action in playoff game Jan. 4 vs. Jacksonville and had 2 tackles. **1997:** Did not play for Broncos, due to torn patellar tendon in his right knee that he suffered in preseason opener July 26 vs. Buffalo ... Underwent surgery, and was placed Aug. 18 on Injured Reserve list. **1998:** Played in all 16 Denver regular-season games, and in all three postseason games as Denver went on to win Super Bowl XXXIII vs. Atlanta ... In regular season, had 12 tackles (10 solo) and 2 passes defended on defense and 12 tackles and a fumble recovery on special teams ... Best performance of season came in second half Nov. 25 vs. Jacksonville, as he had 5 tackles and a pass defended ... Had 2 tackles in Divisional playoff Jan. 9 vs. Miami, and had 2 passes defended in AFC title game Jan. 17 vs. N.Y. Jets ... Had a special teams tackle in 34-19 Super Bowl win vs. Atlanta on 1-31-99 at Miami. **1999:** Saw action in all 16 Denver games, with four starts ... Led the team with 5 INTs, returning for 59 total yards ... All of his interceptions came against AFC West rivals ... Tallied 38 tackles on the season. **2000:** Left Denver as unrestricted free agent, signing Feb. 28 with Oakland ... Saw action in all 16 regular-season games at cornerback, and played in both postseason games as Raiders won AFC West with a 12-4 record and advanced to AFC title game ... Led Oakland's dominant defensive effort in 27-0 Divisional playoff win on Jan. 6 vs. Miami (see "That's The Idea" in next column) ... Had 1 tackle and 1 special teams tackle in AFC title game loss Jan. 14 vs. Baltimore ... Finished the regular season with 29 tackles, 2 INTs for 25 yards, 9 passes defended and 5 special teams tackles ... Had both his interceptions Sept. 10 at Indianapolis, setting up two second-half scoring drives in a 38-31 comeback victory ... Had season-high 6 tackles and a pass defended Oct. 29 at San Diego ... **2001:** Led the Raiders with 5 INTs, playing all 16 regular-season games and two postseason games for club that posted 10-6

record and won a second consecutive AFC West title ... Also led the squad in interception return yards (72) and in passes defended (16) ... Finished regular season with 36 tackles ... His interception in final minute Oct. 14 at Indianapolis sealed a 23-18 win ... Had an INT on Nov. 5 vs. Denver and career-high 7 tackles with 3 passes defended ... Had season-high 4 passes defended and 5 tackles Nov. 25 at N.Y. Giants ... Had a 33-yard INT return in season finale Jan. 6 vs. N.Y. Jets ... Had 3 tackles in Raiders' Wild Card playoff win Jan. 12, again vs. N.Y. Jets, and 5 tackles and a pass defended in Divisional playoff loss on Jan. 19 at New England.

THAT'S THE IDEA: Bengals head coach Marvin Lewis has sought to add free agents for 2003 who have experienced success in postseason, and there's no better example of this experience than James' effort in Oakland's 27-0 conquest of Miami in a Jan. 6 Divisional playoff game in the 2000 season. James led Oakland's dominant defensive performance with 2 INTs, a team-high 7 tackles, a forced fumble that set up a Raiders touchdown, and a total of 3 passes defended. James returned his first interception 90 yards for a TD, breaking Hall of Famer Willie Brown's record for longest INT return in Raiders' postseason history. James had an 8-yard return on the second INT.

COLLEGE: In his four years at LSU, James played in 39 games with 29 starts and made 117 tackles (81 solo), 11 interceptions and 20 passes defended ... Also had 2 sacks and 5 other tackles-for-loss ... Also played WR as a freshman in 1992, catching 6 passes for 78 yards (13.0 avg.) with a long of 35 yards and 1 TD ... Earned first-team All-Southeastern Conference honors as a junior in 1994.

PERSONAL: Born in New Orleans, La. ... Attended Archbishop Shaw High School in Marrero, La., where he was an all-district performer as a DB and kick returner ... Also starred in track and basketball during his prep career ... Married (wife Angela) with a daughter, Tyanna (born 2-25-98).

TORY JAMES' STATISTICS

YEAR	TEAM	G-S	Defense							Interceptions					Scoring				
			ST	AT	TT	YDS	PBU	FF	FR-YDS	NO	YDS	AVG	LG	TD	TD	IntRt	FRRt	S	PTS
1996	Denver	16-2	17	5	22	0-0	7	1	1-15	2	15	7.5	15	0	—	—	—	—	—
1997	Denver	0-0																	
1998	Denver	16-0	10	2	12	0-0	2	0	0-0	0	0	—	—	0	—	—	—	—	—
1999	Denver	16-4	32	6	38	0-0	11	2	0-0	5	59	11.8	45	0	—	—	—	—	—
2000	Oakland	16-0	26	3	29	0-0	9	0	0-0	2	25	12.5	25	0	—	—	—	—	—
2001	Oakland	16-2	33	3	36	0-0	16	0	0-0	5	72	14.4	33	0	—	—	—	—	—
2002	Oakland	14-13	41	4	45	0-0	19	0	0-0	4	35	8.8	27	0	—	—	—	—	—
DEN. TOTALS		48-6	59	13	72	0-0	20	3	1-15	7	74	10.6	45	0	—	—	—	—	—
OAK. TOTALS		46-15	100	10	110	0-0	44	0	0-0	11	132	12.0	33	0	—	—	—	—	—
CAREER		94-21	159	23	182	0-0	64	3	1-15	18	206	11.4	45	0	—	—	—	—	—

(continued)

YEAR	TEAM	Special Teams								Kickoff Returns						Punt Returns					
		ST	AT	TT	FF	FR-YDS	BP	BFG	BXP	NO	YDS	AVG	FC	LG	TD	NO	YDS	AVG	FC	LG	TD
1996	Denver	10	0	10	0	0-0	0	0	0	—	—	—	—	—	—	—	—	—	—	—	—
1998	Denver	12	0	12	0	1-0	0	0	0	—	—	—	—	—	—	—	—	—	—	—	—
1999	Denver	3	0	3	0	0-0	0	0	0	—	—	—	—	—	—	—	—	—	—	—	—
2000	Oakland	4	1	5	0	0-0	0	0	0	—	—	—	—	—	—	—	—	—	—	—	—
DEN. TOTALS		25	0	25	0	1-0	0	0	0	—	—	—	—	—	—	—	—	—	—	—	—
OAK. TOTALS		4	1	5	0	0-0	0	0	0	—	—	—	—	—	—	—	—	—	—	—	—
CAREER		29	1	30	0	1-0	0	0	0	—	—	—	—	—	—	—	—	—	—	—	—

— JAMES' 2002 GAME-BY-GAME DEFENSIVE STATISTICS (FOR OAKLAND) —

DATE	OPPONENT	ST	AT	TT	SKS-YDS	INT-YDS	PBU	FF	FR-YDS
9-8	SEATTLE	4	0	4	0-0	0-0	1	0	0-0
9-15	at Pittsburgh	2	1	3	0-0	0-0	1	0	0-0
9-22	—BYE—								
9-29	TENNESSEE	3	2	5	0-0	0-0	0	0	0-0
10-6	at Buffalo	2	0	2	0-0	2-35	4	0	0-0
10-13	at St. Louis	2	0	2	0-0	0-0	1	0	0-0
10-20	SAN DIEGO	7	1	8	0-0	0-0	0	0	0-0
10-27	at Kansas City	1	0	1	0-0	0-0	1	0	0-0
11-3	SAN FRANCISCO	3	0	3	0-0	0-0	0	0	0-0
11-11	at Denver	4	0	4	0-0	0-0	1	0	0-0
11-17	NEW ENGLAND	3	0	3	0-0	0-0	2	0	0-0
11-24	at Arizona	4	0	4	0-0	1-0	2	0	0-0
12-2	N.Y. JETS	4	0	4	0-0	0-0	2	0	0-0
12-8	at San Diego	2	0	2	0-0	1-0	3	0	0-0
12-15	at Miami				INACTIVE				
12-22	DENVER				INACTIVE				
12-28	KANSAS CITY	0	0	0	0-0	0-0	1	0	0-0
TOTALS		41	4	45	0-0	4-35	19	0	0-0

— POSTSEASON —

		Defense							Interceptions					Scoring				
YEAR	TEAM	G-S	ST	AT	SKS-		FF	FR-YDS	NO	YDS	AVG	LG	TD	TD	TD		S	PTS
					TT	YDS									PBU	IntRt		
1996	Denver	1-0	2	0	2	0-0	0	0-0	0	0	—	—	0	0	0	0	0	0
1997	Denver	0-0	DID NOT PLAY*							DID NOT PLAY*					DID NOT PLAY*			
1998	Denver	3-0	2	0	2	0-0	2	0	0-0	0	0	—	—	0	0	0	0	0
2000	Oakland	2-0	7	1	8	0-0	3	1	0-0	2	98	—	90-t	1	1	1	0	6
2001	Oakland	2-0	7	1	8	0-0	1	0	0-0	0	0	—	—	0	0	0	0	0
2002	Oakland	3-3	8	0	8	0-0	4	1	0-0	1	0	0.0	0	0	0	0	0	0
DEN. TOTALS		4-0	4	0	4	0-0	2	0	0-0	0	0	—	—	0	0	0	0	0
OAK. TOTALS		7-3	22	2	24	0-0	8	2	0-0	3	98	32.7	90-t	1	1	1	0	6
CAREER		11-3	26	2	28	0-0	10	2	0-0	3	98	32.7	90-t	1	1	1	0	6

POSTSEASON SPECIAL TEAMS STATISTICS: 1 solo tackle in 1998.

*James was on the Reserve/Injured list for 16 regular-season games and four postseason games with Denver in the 1997 season.

KEY NFL DATES IN 2003 AND 2004

2003

- Aug. 26** Roster cutdown to maximum of 65 players
Aug. 31 Roster cutdown to maximum of 53 players
Sept. 1 Clubs may establish practice squad of five players
Sept. 4-8 Regular season opens
Oct. 14 Trading deadline
Dec. 27-28 Regular season ends
Dec. 29 Clubs may begin signing free agent players for 2004 season

2004

- Jan. 3-4** Wild Card Playoff Games
Jan. 10-11 Divisional Playoff Games
Jan. 18 AFC and NFC Championship Games
Feb. 1 Super Bowl XXXVIII, Houston, Texas
Feb. 8 AFC-NFC Pro Bowl, Honolulu, Hawaii
Feb. 18-24 Scouting Combine, Indianapolis, Ind.
Mar. 28-Apr. 1 NFL Annual Meeting, Palm Beach, Fla.
Apr. 24-25 NFL Draft, New York City



Ht: 6-1 Wt: 192
College: Oregon State
3rd year in NFL

2002 Games-Starts: 16-14; Career Games-Starts: 28-17
Acquired: D2 '01 (36th overall)
Born: 1-9-78

The Bengals' brightest emerging star in 2002, Johnson posted the fifth-most receiving yards in club history (1166) and the most ever by a first or second-year Bengal ... Led the team in receptions (69) and yards per catch (16.9), as well as in yards ... Tied club record with five 100-yard receiving games, including only the third instance in Bengals history of three straight 100-yarders ... His 5 TDs ranked second among the receivers and third on the team.

2002 PARTICIPATION: Played every game, and started the last 14 ... Played 88.2% of offensive snaps (931 of 1056), fourth-most on the offense.

WHAT IF? Johnson's accomplishments in 2002 were made all the more striking by the fact that he produced them in what essentially amounted to a 12-game season. The second-year pro did not immediately emerge from the WR pack at the start of the season, and in the first four games, he totaled only 5 catches for 78 yards. Over the last 12 games, however, he averaged 5.3 catches for 90.7 yards. Had he produced at that pace for the first four games, he would have finished with 85 catches for a club-record 1451 yards on the full season. The Bengals record is 1273 yards by Eddie Brown in 1988.

THE HAT TRICK: Johnson burned opponents for three 100-yard games in a row last season, going 7-for-110 on Nov. 10 at Baltimore, 4-for-103 on Nov. 17 vs. Cleveland and 7-for-152 on Nov. 24 at Pittsburgh. The team record is four straight by Carl Pickens in Games 10-13 of 1994. The only other instance of a Bengal recording three straight was Isaac Curtis, who did it in the last two games of 1973 and the season opener of '74.

MORE 2002 HIGHLIGHTS: Became only the second Bengal first or second-year player to top 1000 yards receiving, and his 1166 total topped the 1009 that rookie Cris Collinsworth posted in 1981 ... Johnson was the first Bengal to catch 60 balls with a 16-yard average since Tim McGee in 1989 (65-18.6), and Johnson's 16.9-yard average was the highest for any Bengal with 10 or more receptions since Darnay Scott posted an 18.8 average on 46 catches in '94 ... Johnson joined Carl Pickens (1994-95), Tim McGee ('89) and Eddie Brown ('88) in the ranks of Bengals with five 100-yard receiving games in a season ... Caught his first TD pass of the season Sept. 15 at Cleveland, with 22-yard score from Gus Frerotte among his 4-for-58 on the day ... Led team in receiving yards Oct. 6 at Indianapolis with 72 on 6 catches ... Led team in receptions and receiving yards Oct. 13 vs. Pittsburgh with 7-for-71 ... Led team in catches and yards (6-86) on Oct.

27 vs. Tennessee ... Had 3 catches for 41 yards in victory Nov. 3 at Houston, including 10-yard TD catch from Jon Kitna in fourth quarter ... His 7-for-110 performance Nov. 10 at Baltimore included a 39-yard TD reception that tied the score at 14-14 in second quarter ... On Nov. 17 vs. Cleveland, his 4-for-103 day included career-long 72-yard TD reception from QB Jon Kitna early in first quarter, the longest Bengals scrimmage play of the season and the longest Bengals pass completion since a 76-yard TD connection between QB Jeff Blake and WR Darnay Scott on Nov. 28, 1999 at Pittsburgh ... Johnson recorded his third consecutive game with 100 receiving yards Nov. 24 at Pittsburgh, getting career-high 152 while tying career best in catches (7) ... Johnson's 152 yards at Pittsburgh tied the highest total by a Bengals receiver in 70 games, the last receiver with more being Pickens with 204 vs. Pittsburgh on Oct. 11, 1998 ... Johnson had a 55-yard reception at Pittsburgh, the Bengals' second-longest pass play of the season ... Recorded his fifth TD reception Dec. 1 vs. Baltimore on a 35-yard pass from Kitna, giving Bengals a 23-14 lead in third quarter ... Totaled 4 catches for 78 yards vs. Baltimore, missing by 22 yards a fourth straight 100-yard game that would have tied Bengals record ... Recorded his fourth 100-yard receiving game in five games with 114 yards on 6 catches Dec. 8 at Carolina ... Finished just 9 yards short of his fifth 100-yard receiving game in six games on Dec. 15 vs. Jacksonville, with 91 yards (4 receptions) ... Surpassed the 1000-yard mark for the season with 4 catches for 47 yards in victory Dec. 22 vs. New Orleans ... Closed season Dec. 29 at Buffalo with his Bengals-record tying fifth 100-yard game of the year (6-123).

2001: Drafted by Cincinnati in second round (36th overall) ... Entered draft after his junior season at Oregon State ... Signed July 18 ... Finished third on team in receiving yards (329) despite missing four games with fractured left clavicle he suffered after making a catch in the third quarter on Oct. 14 vs. Cleveland ... Missed Games 6-9 ... Made his first two NFL catches Sept. 30 at San Diego, including an 8-yard TD reception from Jon Kitna late in the second quarter that tied the score at 7-7 ... Tied for team lead with 5 catches (for 52 yards) Oct. 7 at Pittsburgh, and made 3 of his catches during Cincinnati's TD drive in the fourth quarter ... Led the team in victory Oct. 14 vs. Cleveland with 5 catches (for 68 yards) despite being sidelined in third quarter with collarbone fracture ... Suffered injury after catching a 16-yard pass to the Browns' 9-yard line on a third-and-8 play during Cincinnati's second TD drive ... Returned to action Nov. 25 at Cleveland and had 1 catch for 7 yards ... Tied for the receptions lead Dec. 9 vs. Jacksonville with 4, and led

the team in receiving yards (47) ... Had 2 catches for 13 yards Dec. 16 at N.Y. Jets, including a 9-yarder on a third-and-4 play during Cincinnati's first-quarter TD drive ... Was 2-for-34 receiving on Jan. 6 at Tennessee, and in the fourth quarter, drew a 14-yard pass interference penalty against Michael Booker that put the offense in range for game-winning FG.

COLLEGE: Averaged 21.8 yards per catch in 2000 as he helped boost Oregon State to No. 4 national ranking and Fiesta Bowl victory over Notre Dame ... Caught touchdown passes of 4 and 74 yards in the Fiesta Bowl ... Set OSU record with 97-yard TD reception vs. Stanford ... Finished the 2000 season, including the Fiesta Bowl, with

37 catches for 806 yards and 8 TDs ... College teammate of Bengals WR T.J. Houshmandzadeh, with both players chosen by Bengals in 2001 NFL Draft ... Johnson played in 1997 and '99 at Santa Monica (Calif.) College, sitting out '98 to concentrate on academics ... In 20 games at Santa Monica, caught 120 passes for 2100 yards and 23 touchdowns.

PERSONAL: Hometown is Miami, Fla. ... Attended Miami Beach High School ... Physical education major at Oregon State ... Attended Langston University (Okla.) in 1996, but did not play football ... Has two high-profile cousins in the NFL, WR Keyshawn Johnson of Tampa Bay and CB Samari Rolle of Tennessee.

CHAD JOHNSON'S STATISTICS

			Receiving					Rushing					Scoring					
YEAR	TEAM	G-S	NO	YDS	AVG	LG	TD	ATT	YDS	AVG	LG	TD	TD	TD-R	TD-P	TD-R	2-PIC	PTS
2001	Cincinnati	12-3	28	329	11.8	28	1	—	—	—	—	—	1	0	1	0	0	6
2002	Cincinnati	16-14	69	1166	16.9	72-1	5	—	—	—	—	—	5	0	5	0	0	30
CAREER		28-17	97	1495	15.4	72-1	6	—	—	—	—	—	6	0	6	0	0	36

C. JOHNSON'S SINGLE-GAME HIGHS

RECEIVING — Receptions: 7 (3 times); most recently at Pitt. 11-24-02; Yards: 152 at Pitt. 11-24-02; Long: 72 vs. Cle. 11-17-02 (TD); Touchdowns: 1 (6 times); most recently vs. Balt. 12-1-02.

C. JOHNSON'S CAREER GAME-BY-GAME STATISTICS

		Receiving					Rushing				
DATE	OPPONENT	NO	YDS	AVG	LG	TD	ATT	YDS	AVG	LG	TD
2001											
9-9	NEW ENGLAND	0	0	—	—	0	—	—	—	—	—
9-23	BALTIMORE	0	0	—	—	0	—	—	—	—	—
9-30	at San Diego	2	28	14.0	20	1	—	—	—	—	—
10-7	at Pittsburgh	5	52	10.4	20	0	—	—	—	—	—
10-14	CLEVELAND	5	68	13.6	16	0	—	—	—	—	—
10-21	CHICAGO			INACTIVE							
10-28	at Detroit			INACTIVE					INACTIVE		
11-4	—BYE—										
11-11	at Jacksonville			INACTIVE							
11-18	TENNESSEE			INACTIVE					INACTIVE		
11-25	at Cleveland	1	7	7.0	7	0	—	—	—	—	—
12-2	TAMPA BAY	2	27	13.5	15	0	—	—	—	—	—
12-9	JACKSONVILLE	4	47	11.8	17	0	—	—	—	—	—
12-16	at New York Jets	2	13	6.5	9	0	—	—	—	—	—
12-23	at Baltimore	3	28	9.3	10	0	—	—	—	—	—
12-30	PITTSBURGH	2	25	12.5	14	0	—	—	—	—	—
1-6	at Tennessee	2	34	17.0	28	0	—	—	—	—	—
2002											
9-8	SAN DIEGO	0	0	—	—	0	—	—	—	—	—
9-15	at Cleveland	4	58	14.5	22-1	1	—	—	—	—	—
9-22	at Atlanta	1	20	20.0	20	0	—	—	—	—	—
9-29	TAMPA BAY	0	0	—	—	0	—	—	—	—	—
10-6	at Indianapolis	6	72	12.0	17	0	—	—	—	—	—
10-13	PITTSBURGH	7	71	10.1	19	0	—	—	—	—	—
10-20	—BYE—										
10-27	TENNESSEE	6	86	14.3	24	0	—	—	—	—	—
11-3	at Houston	3	41	13.7	18	1	—	—	—	—	—
11-10	at Baltimore	7	110	15.7	39-1	1	—	—	—	—	—
11-17	CLEVELAND	4	103	25.8	72-1	1	—	—	—	—	—
11-24	at Pittsburgh	7	152	21.7	55	0	—	—	—	—	—
12-1	BALTIMORE	4	78	19.5	35-1	1	—	—	—	—	—
12-8	at Carolina	6	114	19.0	32	0	—	—	—	—	—
12-15	JACKSONVILLE	4	91	22.8	44	0	—	—	—	—	—
12-22	NEW ORLEANS	4	47	11.8	15	0	—	—	—	—	—
12-29	at Buffalo	6	123	20.5	50	0	—	—	—	—	—
TOTALS		97	1495	15.4	72-1	6	—	—	—	—	—



Ht: 6-3 Wt: 243
College: Stanford
3rd year in NFL

2002 Games-Starts: 12-0; Career Games-Starts: 19-0
Acquired: D6 '01 (168th overall)
Born: 4-20-78

In his second NFL season last year, Johnson improved on all the statistical numbers from his rookie year ... Played in 12 games, including the last 11, and finished tied for fourth in special teams tackles (12) as well as third in special teams snaps (211).

2002 RECAP: Played in Games 4 and 6-16 ... Inactive for Games 1-3 and 5 ... Tied for special teams tackles lead with 2 on Nov. 17 vs. Cleveland, and also led with 2 on Dec. 15 vs. Jacksonville ... Had 2 special teams tackles on Oct. 27 vs. Tennessee, and also had 2 in Nov. 3 win at Houston ... Played in one game on defense, seeing brief action Dec. 15 vs. Jacksonville ... Prior to NFL season, played in spring in NFL Europe ... Allocated to F.C. Barcelona, but did not play for Dragons due to calf injury ... Joined Amsterdam in Week 4 and played in five games for Admirals.

2001: Drafted by Bengals in the sixth round (168th overall) ... Signed July 11 ... Played in Games 1-2, 5 and 13-16 ... Waived on Oct. 27, missing Game 7, Oct. 28 at Detroit, but re-signed on Oct. 29 ... Made key play in comeback victory Dec. 30 vs. Pittsburgh, recovering onside kick with 3:46 remaining, setting up the offense for a scoring drive that tied the score with 0:37 left in regulation ...

Had 1 special teams tackle in NFL debut Sept. 9 vs. New England, and made 1 special teams stop Oct. 14 vs. Cleveland ... Had 1 special teams tackle Dec. 23 at Baltimore.

COLLEGE: Tied for NCAA sacks lead with 15 (for 110 yards) as Stanford senior, and is only player in Pac-10 history to lead league in sacks two years in a row ... Tied for Pac-10 lead with 13 sacks as a junior in 1999 ... All-Pac-10 first-team as a senior, when he also had 20 tackles-for-loss for 130 yards, and was named second-team All-American by *Football News* ... Three-year starter who played in 43 of possible 44 games over his career from 1997-2000 ... Redshirted as a true freshman in 1996.

PERSONAL: Hometown is Lynnwood, Wash. ... Born in White Rock, British Columbia ... Holds dual citizenship (U.S. and Canada) ... Attended Mariner High School ... Sociology major at Stanford, where he earned B.A. degree as an honor roll student ... In high school, named as a student-athlete award nominee by the National Football Foundation and College Hall of Fame ... Hobbies include soccer, computer technology, music and traveling ... Brother, Teyo Johnson, a TE/WR from Stanford, was Oakland Raiders' second-round pick in 2003 NFL Draft ... Single ... First name is pronounced "REE-all."

RIALL JOHNSON'S STATISTICS

YEAR TEAM	G-S	Defense							Interceptions					Scoring			
		ST	AT	TT	SKS-YDS	PBU	FF	FR-YDS	NO	YDS	AVG	LG	TD	TD	IntRt	FRRt	S PTS
2001 Cincinnati	7-0	0	0	0	0-0	0	0	0-0	—	—	—	—	—	—	—	—	—
2002 Cincinnati	12-0	0	0	0	0-0	0	0	0-0	—	—	—	—	—	—	—	—	—
CAREER	19-0	0	0	0	0-0	0	0	0-0	—	—	—	—	—	—	—	—	—

YEAR TEAM	Special Teams								Kickoff Returns					Punt Returns				
	ST	AT	TT	FF	FR-YDS	BP	BFG	BXP	NO	YDS	AVG	FC	LG	TD	NO	YDS	AVG	FC
2001 Cincinnati	3	0	3	0	0-0	0	0	0	—	—	—	—	—	—	—	—	—	—
2002 Cincinnati	12	0	12	0	0-0	0	0	0	—	—	—	—	—	—	—	—	—	—
CAREER	15	0	15	0	0-0	0	0	0	—	—	—	—	—	—	—	—	—	—

THE NAME GAME

The most common last name among players listed on the Bengals all-time roster is Johnson. Fifteen players named Johnson are on the roster. Smith is second with 13. Williams ranks third with 10, followed by Jones with eight and Davis with six. Brown, Carter, Clark, Griffin, Kelly, Moore, White and Wilson each appear on the roster five times.

The Bengals all-time roster has more last names start with the letter B than any other letter — a total of 78. The letter S is second with 67 names. Only two letters of the alphabet, U and X, have no players on the team's all-time roster.



Ht: 5-10 Wt: 220

College: Auburn

3rd year in NFL

2002 Games-Starts: 7-0; Career Games-Starts: 9-0

Acquired: D4 '01 (100th overall)

Born: 10-1-79

Johnson increased his Bengals role as a second-year player in 2002, getting his first NFL rushing and receiving numbers and returning 13 kickoffs for 21.3-yard average ... Former Offensive Player of the Year in the SEC, he has the size and skills to develop into a high-volume NFL ballcarrier.

2002 RECAP: Totaled 67 rushing yards on 17 attempts and caught 6 passes for 34 yards ... Filled No. 2 HB and No. 1 KOR role for Brandon Bennett in the four games Bennett missed with injuries — Sept. 15 at Cleveland, Dec. 1 vs. Baltimore, Dec. 8 at Carolina and Dec. 29 at Buffalo ... Had 24 yards rushing at Cleveland on 5 carries (4.8 avg.), along with 3-for-16 receiving and 2 KORs for 17.5 average. ... Averaged 30.0 yards on 3 KORs vs. Baltimore, including his longest of the season, a 42-yarder to the Bengals' 48 late in second quarter that helped set up field goal for a 16-14 Cincinnati halftime lead ... Also vs. Baltimore, had 10 rushing yards on 4 carries and 1 reception for 3 yards ... Rushed for 8 yards on 5 carries at Carolina and caught 2 passes for 15 yards plus 2 KORs for an 18.5-yard average ... Averaged 8.3 yards per rush (3-25) Dec. 29 at Buffalo, including season-long 13-yarder, and averaged 18.8 yards on 5 KORs ... Played in Games 2, 5, 7, 12-14 and 16 ... Inactive for Games 1, 3-4, 6, 8-11 and 15.

2001: Drafted by Bengals in fourth round (100th overall) ... Signed July 17 ... Rushed for 159 yards on 38 carries (4.2 avg.) in preseason ... Was on the roster for all of his rookie campaign, but spent 14 weeks on inactive gameday status as veteran RBs remained largely injury-

free ... Inactive for Games 1-14 of regular season, but saw action as a kickoff returner in final two games ... Had 1 return for 25 yards on Dec. 30 vs. Pittsburgh, and averaged 18.0 yards on 3 returns Jan. 6 at Tennessee.

COLLEGE: Named coaches' Player of the Year in Southeastern Conference in 2000, and earned Associated Press' SEC Offensive Player of the Year honors ... Selected to 2000 All-America second team by *The Sporting News* ... Played at Auburn only in 2000, and entered the NFL Draft as a junior ... Set Auburn season record with 324 rushing attempts, and his 1567 rushing yards were second in school history to Bo Jackson's 1786 in 1985 ... Rushed for 100 or more yards in 10 games ... Had TD runs of 70, 42, 56 and 78 yards, and was a semifinalist for Doak Walker Award, given to nation's top RB ... Played in 1998-99 at Butler County Community College in El Dorado, Kan., shattering opposing defenses with 35 TDs in the 1999 season alone ... Rushed for 2224 yards with a 7.3 per-carry average in 1999, and gained 1603 yards with a 5.7 avg. in '98 ... Named MVP of 1999 national JC championship game, rushing for 373 yards and scoring all 7 Butler TDs in 49-35 win over Dixie College.

PERSONAL: Hometown is Ettrick, Va. ... Attended Thomas Dale High School ... Sociology major at Auburn ... Has a daughter, Jasmine ... Has established the Harriet L. Fisher Scholarship Fund for student-athletes in Ettrick/Matoaca, Va. ... Works with youth at the James Farrior Football Camp in Virginia ... Hobbies include traveling and listening to music ... Full name is Rudi Ali Johnson.

RUDI JOHNSON'S STATISTICS

			Rushing					Receiving					Scoring					
YEAR	TEAM	G-S	ATT	YDS	AVG	LG	TD	NO	YDS	AVG	LG	TD	TD	TD-R	TD-P	TD-RI	2-PIC	PTS
2001	Cincinnati	2-0	0	0	—	—	0	0	0	—	—	0	—	—	—	—	—	—
2002	Cincinnati	7-0	17	67	3.9	13	0	6	34	5.7	14	0	—	—	—	—	—	—
CAREER		9-0	17	67	3.9	13	0	6	34	5.7	14	0	—	—	—	—	—	—

		Special Teams							Kickoff Returns						Punt Returns						
YEAR	TEAM	FR-																			
		ST	AT	TT	FF	YDS	BP	BFG	BXP	NO	YDS	AVG	FC	LG	TD	NO	YDS	AVG	FC	LG	TD
2001	Cincinnati	—	—	—	—	—	—	—	—	4	79	19.8	0	25	0	—	—	—	—	—	—
2002	Cincinnati	—	—	—	—	—	—	—	—	13	277	21.3	0	42	0	—	—	—	—	—	—
CAREER		—	—	—	—	—	—	—	—	17	356	20.9	0	42	0	—	—	—	—	—	—

RUDI JOHNSON'S SINGLE-GAME HIGHS

RUSHING — Attempts: 5 (twice); most recently at Car. 12-8-02; Yards: 25 at Buff. 12-29-02; Long: 13 at Buff. 12-29-02.

RECEIVING — Receptions: 3 at Cle. 9-15-02; Yards: 16 at Cle. 9-15-02; Long: 14 at Cle. 9-15-02.

KICKOFF RETURNS — Returns: 5 at Buff. 12-29-02; Yards: 94 at Buff. 12-29-02; Long: 42 vs. Balt. 12-1-02.

— RUDI JOHNSON'S 2002 GAME-BY-GAME STATISTICS —

		Rushing					Receiving					Kickoff Returns					
DATE	OPPONENT	ATT	YDS	AVG	LG	TD	NO	YDS	AVG	LG	TD	NO	YDS	AVG	FC	LG	TD
9-8	SAN DIEGO	INACTIVE					INACTIVE					INACTIVE					
9-15	at Cleveland	5	24	4.8	11	0	3	16	5.3	14	0	2	35	17.5	0	22	0
9-22	at Atlanta	INACTIVE					INACTIVE					INACTIVE					
9-29	TAMPA BAY	INACTIVE					INACTIVE					INACTIVE					
10-6	at Indianapolis	0	0	—	—	0	0	0	—	—	0	0	0	—	0	—	0
10-13	PITTSBURGH	INACTIVE					INACTIVE					INACTIVE					
10-20	—BYE—																
10-27	TENNESSEE	0	0	—	—	0	0	0	—	—	0	1	21	21.0	0	21	0
11-3	at Houston	INACTIVE					INACTIVE					INACTIVE					
11-10	at Baltimore	INACTIVE					INACTIVE					INACTIVE					
11-17	CLEVELAND	INACTIVE					INACTIVE					INACTIVE					
11-24	at Pittsburgh	INACTIVE					INACTIVE					INACTIVE					
12-1	BALTIMORE	4	10	2.5	3	0	1	3	3.0	3	0	3	90	30.0	0	42	0
12-8	at Carolina	5	8	1.6	5	0	2	15	7.5	9	0	2	37	18.5	0	20	0
12-15	JACKSONVILLE	0	0	—	—	0	0	0	—	—	0	0	0	—	0	—	0
12-22	NEW ORLEANS	INACTIVE					INACTIVE					INACTIVE					
12-29	at Buffalo	3	25	8.3	13	0	0	0	—	—	0	5	94	18.8	0	36	0
TOTALS		17	67	3.9	13	0	6	34	5.7	14	0	13	277	21.3	0	42	0

OT



LEVI JONES

Ht: 6-5 Wt: 310

College: Arizona State

2nd year in NFL



76

2002 Games-Starts: 16-14; **Career Games-Starts:** 16-14

Acquired: D1 '02 (10th overall)

Born: 8-24-79

Bengals' top draft pick last season played in every game as a rookie, and took over the starting LOT role following injury to Richmond Webb in Game 4 ... Led the line in coaches' compilation of pancake/dominating blocks (9) ... Started every game during offense's streak of six straight games of 350 or more yards (Games 7-12), team's longest such streak since 1986 ... Exceptionally quick and agile for an offensive lineman, Jones was named to All-Rookie Team selected by Pro Football Weekly.

2002 PARTICIPATION: Drafted by Bengals in first round (10th overall) ... Signed July 25, first day of training camp ... Started Games 5-16 at LOT ... Started as blocking TE in Games 1 and 3 ... Played as reserve in Games 2 and 4.

2002 HIGHLIGHTS: Supported HB Corey Dillon's 1311-yard rushing season, third-highest total in team history ... Saw some action at LOT on Sept. 15 at Cleveland, backing up starter Richmond Webb, and aiding Dillon's 108-yard rushing performance ... Took over the starting LOT job in the second quarter on Sept. 29 vs. Tampa Bay, following season-ending injury (pectoral muscle tear) to Richmond Webb ... Made his first start at the LOT spot Oct. 6 at Indianapolis, helping Dillon rush for season-high 164 yards and aiding pass protection effort that yielded only 1 sack ... Aided Dillon's 138-yard rushing day Oct. 27 vs. Tennessee, and contributed to offense's first game in 2002 of no sacks allowed ... Supported 390-yard offensive day in start Nov. 3 at Houston, as Bengals allowed no sacks for second straight game ... Aided Dillon's 102-yard rushing day Nov. 10 at Baltimore,

as offense gained 372 net yards ... Exited Baltimore game with a list of minor injuries (rotator cuff, toe, wrist), but played Nov. 17 vs. Cleveland, and supported 350-yard offensive output ... Also vs. Cleveland, recovered a fumble by QB Jon Kitna at the Cincinnati 25 in second quarter ... Helped offense to 352-yard output Nov. 24 at Pittsburgh as offense allowed only 1 sack ... Blocked for 381-yard output Dec. 1 vs. Baltimore, as offense allowed only 1 sack for the third straight game and posted 350 or more yards total offense for the sixth straight game ... Blocked for offense's 340-yard output Dec. 8 at Carolina ... Helped offense generate 300 yards Dec. 15 vs. Jacksonville, as the line contributed to offense's eighth straight game with at least 300 yards ... Supported season-high 423-yard output Dec. 22 vs. New Orleans, including a 240-yard rushing total that was Cincinnati's highest since a 292-yard day vs. Arizona on Dec. 3, 2000 ... Helped offense accumulate 317 total yards in season finale at Buffalo ... The Buffalo game marked 10th straight of 300 or more total offensive yards, and eight of the 10 were 340 or more.

COLLEGE: Entered Arizona State on an academic scholarship, and joined the football program as a walk-on ... Earned an athletic scholarship in his second year at ASU, after gaining 60 pounds (215 to 275) during his redshirt freshman season of 1997 ... Played DE as a freshman, but was switched to offensive line, playing guard as a sophomore and left tackle as a junior and senior ... Started his last 35 games ... As a senior, was All-America second-team selection by *Football News* and first-team All-Pac-10, helping lead offense that averaged 426.4 yards

VETERANS

per game ... Started all 12 games as a junior, including Aloha Bowl vs. Boston College.

PERSONAL: Hometown is Eloy, Ariz. ... Attended Santa Cruz Valley High School, where he earned first-team all-state honors on offense and second-team all-conference honors on defense ... Lettered in football, basketball, baseball and track, and was named the school's Athlete of the Year in 1997 ... Earned bachelor's degree

from Arizona State in exercise science, with a minor in business ... Played trumpet in his high school band ... First name is pronounced "LEE-vye."

LEVI JONES' STATISTICS

YEAR	TEAM	GAMES	STARTS
2002	Cincinnati	16	14
CAREER		16	14

FS



KEVIN KAESVIHARN



34

Ht: 6-1 Wt: 194

College: Augustana (S.D.)

3rd year in NFL

2002 Games-Starts: 16-6; Career Games-Starts: 26-9

Acquired: PS (Cin.) '01

Born: 8-29-76

After making significant contributions at CB in his first two Bengals seasons, Kaesviharn enters 2003 training camp with a position switch to FS ... A rangy DB with good ball skills, he took firm control of Bengals' third CB spot last season, making six starts ... His 2 INTs tied him for team lead for the second straight year, and he led team in passes broken up (13) ... An NFL rookie at age 25 when he signed with the Bengals, Kaesviharn is one of the team's better long-shot success stories of recent years ... Had played previously in Arena League and XFL, but was working as a substitute teacher in Sioux Falls, S.D., when Bengals signed him to practice squad in October 2001.

2002 PARTICIPATION: Played in every game, with starts in Games 4, 8, 10-12 and 14 ... Earned credit for a start Sept. 29 vs. Tampa Bay, as Bengals opened in nickel defense with three CBs ... Started in place of injured LCB Jeff Burris on Nov. 3 at Houston, Nov. 17 vs. Cleveland, Nov. 24 at Pittsburgh and Dec. 1 vs. Baltimore ... Replaced injured RCB Artrell Hawkins in starting lineup Dec. 15 vs. Jacksonville.

2002 HIGHLIGHTS: His 13 passes broken up led the team by 3 over second-place Jeff Burris ... His 2 INTs tied Artrell Hawkins for the team lead ... Finished eighth on the team in tackles (62) ... Kaesviharn also was credited with 3 special teams tackles, and was credited with several key blocks on KO return unit as KOR Brandon Bennett compiled 530 total yards in Games 9-11 ... Had 5 tackles (all solo) and a pass broken up Oct. 6 at Indianapolis ... Had 5 tackles (all solo) Oct. 13 vs. Pittsburgh, and intercepted a Tommy Maddox pass in the first quarter with a 17-yard return to Bengals' 40-yard line ... Had 5 tackles and team-high 2 passes defended as starting RCB in victory Nov. 3 at Houston ... Led the secondary with 8 tackles (7 solo) and made his second INT in start Nov. 17 vs. Cleveland ... In the Browns game, Kaesviharn picked off QB Tim Couch at the Bengals' 18-yard line in the second quarter ... Had 5 tackles (4 solo) and a pass defended in start Nov. 24 at Pittsburgh ... Finished second on the team with 10 tackles (4 solo) Dec. 15 vs. Jacksonville,

and had a pass broken up ... Had 1 tackle and 2 passes broken up Dec. 22 vs. New Orleans ... Tied for secondary lead with 9 tackles (6 solo) on Dec. 29 at Buffalo, and forced a first-quarter fumble by WR Eric Moulds (Bills recovered) ... Also had a pass broken up at Buffalo.

2001: An obscure NFL rookie, out of college since 1997, Kaesviharn didn't gain a roster foothold until November, but he wound up playing 10 Bengals games ... Tied for team lead in INTs (3), and played key role in upset victory Dec. 30 vs. AFC-leading Pittsburgh ... Entered NFL on April 25 as free agent with Green Bay ... Waived Aug. 27 ... Signed Oct. 23 to Bengals practice squad ... Signed Oct. 27 to Bengals 53-player roster ... Made NFL debut for Bengals on Oct. 28 at Detroit ... Waived by Cincinnati on Oct. 30, but re-signed to Bengals practice squad Oct. 31 ... Re-signed to Bengals 53-player roster Nov. 10, after CB Tom Carter went on Injured Reserve ... Started Games 14-16 at LCB following injury to Mark Roman ... Had 2 INTs, along with 6 tackles (4 solo), in victory Dec. 30 vs. Pittsburgh ... His first INT vs. Pittsburgh came in third quarter, as he picked off a pass intended for Plaxico Burress at Bengals' 14 ... At end of regulation time vs. Pittsburgh, he intercepted a "Hail Mary" attempt by Kordell Stewart at Bengals' 21 ... Had 1 special teams tackle in NFL debut Oct. 28 at Detroit ... Saw extended playing time in nickel situations Nov. 25 vs. Cleveland, due to injury to CB Artrell Hawkins ... Had 1 tackle on defense and 1 pass broken up vs. Browns, and downed a Nick Harris' punt in second quarter at Browns' 1-yard line ... Made his first career NFL interception Dec. 9 vs. Jacksonville, taking Mark Brunell pass 29 yards to Jacksonville 38-yard line, setting up Corey Dillon's 9-yard TD run that knotted the score at 7-7 ... Also recorded 3 solo tackles on defense vs. Jacksonville and led team with 2 special teams tackles ... Recorded 4 tackles (3 solo) and led team with 2 PBU Dec. 16 at N.Y. Jets ... Made first career start Dec. 23 at Baltimore, with 4 tackles (2 solo) and 2 PBU up against WR Qadry Ismail ... Second pass break-up came in end zone during second quarter, helping force a FG attempt ... Also had 2 special teams stops at Baltimore.

OTHER PRO EXPERIENCE — 1999: Played for Iowa Barnstormers of the Arena Football League ... Led team with 9 INTs and had 26 tackles despite playing only 10 games due to broken foot. **2000:** With Iowa, became one of only three AFL players to record 100 tackles in a season, logging 107 with club-record 14 INTs ... Also played some WR, with 3 catches for 43 yards and 1 TD. **2001:** Played for XFL's San Francisco Demons, who reached league title game ... Had 59 tackles and team-high 3 INTs.

COLLEGE: Three-year starter and four-year letter

winner from 1994-97 at Division II Augustana (S.D.) ... Career totals of 167 tackles, 6 INTs and 34 passes defended ... Played in NCAA Division II all-star game after senior season.

PERSONAL: Hometown is Lakeville, Minn. ... Lettered in football, track, soccer and basketball at Lakeville High School ... Offseason residence is Sioux Falls, S.D. ... Married (wife Michelle), with a son, Kristian (born 10-27-02) ... Hobbies include hunting, fishing and golf ... Full name is Kevin Robert Kaesviharn ... Last name is pronounced "CASE-vih-harn."

KEVIN KAESVIHARN'S STATISTICS

		Defense							Interceptions					Scoring							
YEAR	TEAM	G-S	ST	AT	TT	SKS-YDS	PBU	FF	FR-YDS	NO	YDS	AVG	LG	TD	TD	Int	TD	TD	S	PTS	
1999						DID NOT PLAY*				DID NOT PLAY*					DID NOT PLAY*						
2000						DID NOT PLAY*				DID NOT PLAY*					DID NOT PLAY*						
2001	Cincinnati	10-3	16	8	24	0-0	5	0	0-0	3	41	13.7	29	0	—	—	—	—	—	—	
2002	Cincinnati	16-6	44	18	62	0-0	13	1	0-0	2	17	8.5	17	0	—	—	—	—	—	—	
CAREER		26-9	60	26	86	0-0	18	1	0-0	5	58	11.6	29	0	—	—	—	—	—	—	
		Special Teams							Kickoff Returns					Punt Returns							
YEAR	TEAM	ST	AT	TT	FF	FR-YDS	BP	BFG	BXP	NO	YDS	AVG	FC	LG	TD	NO	YDS	AVG	FC	LG	TD
2001	Cincinnati	7	0	7	0	0-0	0	0	0	—	—	—	—	—	—	—	—	—	—	—	—
2002	Cincinnati	3	0	3	0	0-0	0	0	0	—	—	—	—	—	—	—	—	—	—	—	—
CAREER		10	0	10	0	0-0	0	0	0	—	—	—	—	—	—	—	—	—	—	—	—

*NOTE: Kaesviharn was not with an NFL team in 1999 or 2000. He played for Iowa of the Arena Football League in 1999 and 2000.

KAESVIHARN'S 2002 GAME-BY-GAME DEFENSIVE STATISTICS

DATE	OPPONENT	ST	AT	TT	SKS-YDS	INT-YDS	PBU	FF	FR-YDS
9-8	SAN DIEGO	0	1	1	0-0	0-0	0	0	0-0
9-15	at Cleveland	1	0	1	0-0	0-0	1	0	0-0
9-22	at Atlanta	3	1	4	0-0	0-0	1	0	0-0
9-29	TAMPA BAY	0	1	1	0-0	0-0	0	0	0-0
10-6	at Indianapolis	5	0	5	0-0	0-0	1	0	0-0
10-13	PITTSBURGH	5	0	5	0-0	1-17	1	0	0-0
10-20	—BYE—								
10-27	TENNESSEE	0	1	1	0-0	0-0	0	0	0-0
11-3	at Houston	3	2	5	0-0	0-0	2	0	0-0
11-10	at Baltimore	3	0	3	0-0	0-0	0	0	0-0
11-17	CLEVELAND	7	1	8	0-0	1-0	1	0	0-0
11-24	at Pittsburgh	4	1	5	0-0	0-0	1	0	0-0
12-1	BALTIMORE	0	0	0	0-0	0-0	0	0	0-0
12-8	at Carolina	2	1	3	0-0	0-0	1	0	0-0
12-15	JACKSONVILLE	4	6	10	0-0	0-0	1	0	0-0
12-22	NEW ORLEANS	1	0	1	0-0	0-0	2	0	0-0
12-29	at Buffalo	6	3	9	0-0	0-0	1	1	0-0
TOTALS		44	18	62	0-0	2-17	13	1	0-0

DEFENSE DOES ITS PART

The Bengals' 61-17 victory at the Astrodome in Houston on Dec. 17, 1972 — tied for most points ever scored by Cincinnati — stands also as the only game in which the Cincinnati defense has scored three touchdowns.

All three TDs came on interception returns. CB **Lemar Parrish** scored on returns of 25 and 33 yards, and S **Neal Craig** scored from 63 yards.

TE



REGGIE KELLY



82

Ht: 6-4 Wt: 255
College: Mississippi State
5th year in NFL

2002 Games-Starts: 16-16 (All.); **Career Games-Starts:** 62-47
Acquired: UFA (All.) '03
Born: 2-22-77

Kelly earned a reputation during four years with Atlanta as one of the NFL's most promising blocking tight ends, and he signed with Cincinnati as an unrestricted free agent on 3-13-03 ... Started all 16 games last season as Falcons secured NFC playoff berth, helping club rank fourth in NFL in rushing yards per game (148.0) and rushing yards per play (4.5).

2002 PARTICIPATION: Played every regular-season game for third time in his four Atlanta seasons ... Started all 16 games for the second time ... Started in Wild Card playoff win Jan. 4 at Green Bay, and came off bench in Divisional playoff game Jan. 11 at Philadelphia.

2002 HIGHLIGHTS: In addition to helping three different Falcons rushers gain 500 or more yards, Kelly had 14 pass receptions for 162 yards (11.6 avg.) ... Started season Sept. 8 at Green Bay, opening holes for unit that totaled 374 yards and 34 points ... Had a 1-yard reception in victory Sept. 22 vs. Cincinnati ... Had 2 catches for 25 yards Oct. 20 vs. Carolina, and helped team amass 260 rushing yards (most since 10-1-72) and 4 rushing TDs (most since 10-21-73) ... On Oct. 27 at New Orleans, supported 142-yard rushing day by Warrick Dunn, 277 all-purpose yards by Michael Vick, and a second straight offensive output of 4 rushing TDs ... Had 2 catches for season-high 42 yards Nov. 24 at Carolina, including season-long 33-yarder that set up a 4-yard TD pass to TE Alge Crumpler ... Had a 21-yard catch Dec. 22 vs. Detroit while supporting season-high total offense of 533 yards.

PREVIOUS SEASONS — 1999: Drafted by Atlanta in second round (42nd overall) ... Signed June 25 ... Played in every game, with two starts, and averaged 18.3 yards per catch (8-146) ... Made first NFL catch Oct. 10 at New Orleans, a 16-yarder from Tony Graziani for a first down ... Had 3 catches for 70 yards Oct. 17 vs. St. Louis, including a career-long 50-yarder from Graziani ... Set up a TD on Nov. 28 at Carolina with a 22-yard catch to Panthers' 6 ... Made first NFL start Dec. 5 vs. New Orleans, subbing for injured O.J. Santiago, and had 2 catches for 9 yards ... On Dec. 26 vs. Arizona, had a 29-yard catch to

Cardinals' 4. **2000:** Started every game for Falcons and had his best season as a receiver, with 31 catches for 340 yards and 2 TDs ... Had 2 catches for 10 yards Sept. 3 vs. San Francisco, and helped offense score on its first seven possessions ... Had career highs of 4 catches and 83 yards Sept. 24 vs. St. Louis, including a season-long 37-yarder for his first pro TD ... Helped Jamal Anderson post 119 rushing yards Nov. 12 at Detroit, first 100-yard game by Falcons rusher since 12-27-98 ... Led team with career-high tying 4 catches Dec. 3 vs. Seattle, and his 44 receiving yards included 19-yard TD catch from rookie QB Doug Johnson ... Tied for team lead with 4 catches (for 31 yards) Dec. 24 vs. Kansas City, and supported 107-yard rushing day by Jamal Anderson that put Anderson over 1000 yards (1024) for the season. **2001:** Played 14 games for Atlanta with 13 starts, missing two games with injuries ... Totaled 16 receptions for 142 yards ... Had season-high 3 catches (for 28 yards) Sept. 30 at Arizona while supporting 379-yard offensive output ... Did not start Oct. 21 at New Orleans as team opened in three-WR set ... Suffered knee and ankle injuries Nov. 11 vs. Dallas, and was inactive for first time in his career Nov. 18 at Green Bay ... Returned to starting lineup Nov. 25 at Carolina, and was back in receiving column Dec. 2 vs. St. Louis (2-for-23) ... Tied season high with 3 catches (13 yards) Dec. 16 at Indianapolis and again Dec. 23 vs. Buffalo (39 yards) ... Suffered injured rib cartilage Dec. 30 at Miami, and was inactive for season finale Jan. 6 at St. Louis.

COLLEGE: Earned all-SEC first-team honors as a Mississippi State senior, and made the SEC Academic Honor Roll for three straight years ... Finished second on team as a senior in knockdown blocks (54), and had 12 catches for 140 yards ... Played 44 career games, with 22 starts, and had 29 career catches for 474 yards.

PERSONAL: Hometown is Aberdeen, Miss. ... Played TE and DE at Aberdeen High School and was a first-team all-state selection as a senior ... Played QB as a junior in high school ... Holds degree from Mississippi State in industrial technology ... Married (wife Sheila) ... Full name is Reginald Kuta Kelly.

REGGIE KELLY'S STATISTICS

YEAR TEAM	G-S	Receiving					Rushing					Scoring				
		NO	YDS	AVG	LG	TD	ATT	YDS	AVG	LG	TD	TD	R	TD	P	PIC
1999 Atlanta	16-2	8	146	18.3	50	0	—	—	—	—	—	0	0	0	0	0
2000 Atlanta	16-16	31	340	11.0	37-1	2	—	—	—	—	—	2	0	2	0	12
2001 Atlanta	14-13	16	142	8.9	25	0	—	—	—	—	—	0	0	0	0	0
2002 Atlanta	16-16	14	162	11.6	33	0	—	—	—	—	—	0	0	0	0	0
CAREER	62-47	69	790	11.4	50	2	—	—	—	—	—	2	0	2	0	12

— KELLY'S SINGLE-GAME HIGHS —

RECEIVING — **Receptions:** 4 (4 times); most recently vs. K.C. 12-24-00 (for Atl.); **Yards:** 83 vs. St.L. 9-24-00 (for Atl.); **Long:** 50 vs. St.L. 10-17-99 (for Atl.); **Touchdowns:** 1 (twice); most recently vs. Sea. 12-3-00 (for Atl.).

— KELLY'S 2002 GAME-BY-GAME STATISTICS (FOR ATLANTA) —

DATE	OPPONENT	Receiving					Rushing				
		NO	YDS	AVG	LG	TD	ATT	YDS	AVG	LG	TD
9-8	at Green Bay	0	0	—	—	0	—	—	—	—	—
9-15	CHICAGO	0	0	—	—	0	—	—	—	—	—
9-22	CINCINNATI	1	1	1.0	1	0	—	—	—	—	—
9-29	—BYE—										
10-6	TAMPA BAY	1	5	5.0	5	0	—	—	—	—	—
10-13	at N.Y. Giants	1	7	7.0	7	0	—	—	—	—	—
10-20	CAROLINA	2	25	12.5	24	0	—	—	—	—	—
10-27	at New Orleans	0	0	—	—	0	—	—	—	—	—
11-3	BALTIMORE	1	14	14.0	14	0	—	—	—	—	—
11-10	at Pittsburgh	0	0	—	—	0	—	—	—	—	—
11-17	NEW ORLEANS	0	0	—	—	0	—	—	—	—	—
11-24	at Carolina	2	42	21.0	33	0	—	—	—	—	—
12-1	at Minnesota	2	13	6.5	10	0	—	—	—	—	—
12-8	at Tampa Bay	2	25	12.5	15	0	—	—	—	—	—
12-15	SEATTLE	0	0	—	—	0	—	—	—	—	—
12-22	DETROIT	1	21	21.0	21	0	—	—	—	—	—
12-29	at Cleveland	1	9	9.0	9	0	—	—	—	—	—
TOTALS		14	162	11.6	33	0	—	—	—	—	—

— POSTSEASON —

YEAR	TEAM	G-S	Receiving					Rushing					Scoring					
			NO	YDS	AVG	LG	TD	ATT	YDS	AVG	LG	TD	TD	TD-R	TD-P	TD-RI	2-PIC	PTS
2002	Atlanta	2-1	4	33	8.3	15	0	—	—	—	—	—	—	—	—	—	—	—
CAREER		2-1	4	33	8.3	15	0	—	—	—	—	—	—	—	—	—	—	—

INSTANT REPLAY RULES

COACHES' CHALLENGE:

Outside the final two minutes of each half, each team will be permitted two challenges per game that will initiate referee reviews. Each challenge will cost a team a time-out. If a challenge is upheld, the time-out will be restored, but the challenge will not. No challenges will be recognized from a team that has exhausted its time-outs.

FINAL TWO MINUTES OF EACH HALF:

After the two-minute warning of each half, and throughout any overtime period, any referee review will be initiated by the replay assistant in the replay booth in the press box. He can initiate as many review requests as he thinks necessary, no matter how many time-outs the teams may have. No time-out will be charged for a review initiated from the replay booth.

REFEREE REVIEW:

All replay reviews will be conducted by the referee on a field-level monitor after consultation with the other covering officials on the play. A decision will be reversed only when the referee has **indisputable visual evidence** that the call should be changed. The referee cannot initiate a replay in any instance.

TIME LIMIT:

Reviews will be a maximum of 90 seconds, timed from when the referee puts on the head phones to the replay booth.

REVIEWABLE PLAYS:

The instant replay system will cover a variety of plays in three main areas:

1. sideline, goal line, end zone, and end-line plays;
2. passing plays;
3. other detectable infractions, such as a runner ruled down not by defensive contact, and the number of players on the field.



Ht: 6-2 **Wt:** 220
College: Central Washington
7th year in NFL

2002 Games-Starts: 14-12; **Career Games-Starts:** 69-60
Acquired: UFA (Sea.) '01
Born: 9-21-72

Kitna revived a struggling Bengals offense last season, coming off the bench to start the final 12 games and directing production of 300 or more yards in 11 of those games ... Led six straight 350-yard outputs (Games 7-12), team's longest such streak since 1986 ... His 79.1 passer rating was his career best for any season of 50 or more throws, and he posted 81.4 rating in his starting assignments ... His 294 completions led Bengals to a team-record 350 for the year, and his 62.2% completion rate was the best for any Bengal with 200 passes since Ken Anderson hit 63.6% in 1984 ... Over the last nine games, threw for 15 TDs against 9 INTs.

2002 PARTICIPATION: Started in Games 5-16 ... Opened the season in backup role ... Played as reserve in Games 2 and 3 ... Active but DNP in Games 1 and 4 ... Saw his first significant action on Sept. 22 at Atlanta (Game 3), in relief of Gus Frerotte, but did not assume starter's role until Oct. 6 at Indianapolis, as Akili Smith was named starting QB for Game 4, Sept. 29 vs. Tampa Bay.

KITNA MARKS & MILESTONES — 2002: His 4 TD passes Nov. 3 at Houston were a career high, marking the first 4-TD game by a Bengals QB since Jeff Blake threw 4 on Dec. 5, 1999 vs. San Francisco ... Kitna's completion percentage of 62.2 was his career best for a season of 50 or more throws ... Rushed for 4 TDs, first pro season with more than one rushing score ... Kitna's 72-yard TD pass to Chad Johnson on Nov. 17 vs. Cleveland was the longest Bengals pass play since Nov. 28, 1999, when Jeff Blake and Darnay Scott connected for a 76-yard TD at Pittsburgh ... Threw combined 6 TD passes with no INTs during Oct. 27 Tennessee and Nov. 3 Houston games, first Bengals QB to throw for as many as 6 TDs with no INTs over two games since Blake in 1995 (Games 4-5). **2001:** Kitna's 313 pass completions rank second in Bengals history, behind only Blake's 326 in 1995 ... Kitna's 581 pass attempts broke the Bengals mark of 567 that Blake had set in '95 ... Kitna threw 68 passes in win Dec. 30 vs. Pittsburgh, tied for third-most in NFL history and breaking Bengals record of 56 posted by Ken Anderson Dec. 20, 1982 at San Diego ... NFL record is 70 by New England's Drew Bledsoe vs. Minnesota in 1994 ... Kitna's 35 completions vs. Pittsburgh are second on Bengals' all-time list behind Anderson's 40 at S.D. on 12-20-82 ... Kitna's 411 passing yards vs. Pittsburgh were the most by a Bengal in span of 188 games (including postseason), since Boomer Esiason set the existing team mark of 490 on Oct. 7, 1990 at L.A. Rams ... Kitna's team-record 751 yards passing in consecutive games (Games 15-16) broke the mark of 741 set by Blake in 1994 against Seattle and Houston ... The offense's 980 yards against Pittsburgh and

Tennessee were the most in back-to-back games for the Bengals since 1997, when Boomer Esiason directed a 1012-yard output against Philadelphia and Tennessee.

2002 GAME HIGHLIGHTS: Opened season as No. 2 QB behind Gus Frerotte ... Played one snap Sept. 15 at Cleveland when Frerotte was briefly shaken up ... Saw extensive action Sept. 22 at Atlanta, inserted in second quarter when Frerotte was benched ... Completed 18 of 35 passes at Atlanta for 136 yards, no TDs and 1 INT ... In Kitna's first start of season, Oct. 6 at Indianapolis, he posted what would be the team season high in completions (31) while passing for 244 yards ... Had 30-yard TD pass to Peter Warrick in fourth quarter of the Indy game, and 2 of his 3 INTs glanced off Bengal receivers' hands ... Posted 127.6 passer rating on Oct. 27 vs. Tennessee, completing 17-of-23 (74%) for 193 yards, with 2 TDs and no INTs ... In victory Nov. 3 at Houston, Kitna had career-high 4 TDs with no INTs, completing 22-of-27 for 263 yards ... Threw second-quarter TDs at Houston of 26 yards to Michael Westbrook and 33 yards to Peter Warrick, and had fourth-quarter TD throws of 12 yards to Westbrook and 10 yards to Chad Johnson ... Completion percentage in Houston game (81.5) was Kitna's career high (minimum 10 passes) ... On Nov. 10 at Baltimore, passed for 272 yards, completing 28-of-41, including 39-yard TD pass to Chad Johnson in second quarter, tying score at 14-14 ... Also at Baltimore, connected with Peter Warrick for 3-yard score in fourth quarter ... Was 17-of-30 for 258 yards, 1 TD and no INTs Nov. 17 vs. Cleveland, and his 72-yard TD pass to Chad Johnson was longest of Kitna's NFL career, topping a 71-yarder he threw to Darrell Johnson for Seattle at Atlanta on Dec. 3, 2000 ... Was 22-of-39 for 298 yards, 1 TD and no INTs Nov. 24 at Pittsburgh, with a 20-yard TD pass to TE Matt Schobel to put Bengals ahead 21-20 in fourth quarter ... On Dec. 1 vs. Baltimore, was 30-of-46 for season-high 308 yards, with 2 TDs and 1 INT ... Produced game's first score vs. Baltimore when he passed 4 yards to T.J. Houshmandzadeh, and also had 35-yard TD pass to Chad Johnson to put Bengals ahead 23-14 in third quarter ... Passed 25-of-37 for 295 yards, 2 TDs and no INTs on Dec. 8 at Carolina ... Also at Carolina, had a 12-yard TD run late in third quarter to bring Bengals within six at 37-31 ... Had a 37-yard TD pass to Peter Warrick for first score of game at Carolina, and threw a 3-yard TD pass to Warrick in second quarter to bring Bengals within two at 16-14 ... On Dec. 22 vs. New Orleans, directed offense on fourth-quarter TD drives of 13 plays (69 yards) and 12 plays (64 yards), rallying Bengals from 13-7 deficit to 20-13 win ... Passed 20-for-40 for 190-1-2 in New Orleans game, with his TD pass a 30-yarder to WR Peter Warrick to finish opening drive of game.

PREVIOUS SEASONS — 1996: Signed by Seattle as an undrafted free agent on April 25 ... Waived on Aug. 19 and signed Aug. 20 to Seahawks practice squad, where he spent the entire season. **1997:** Opened the year with Barcelona Dragons of the World League ... Named MVP in World Bowl league title game, completing 23-of-31 for 401 yards and 2 TDs in victory over Rhein Fire ... Was runner-up for league MVP honors after leading league in passes (317), completions (171), yards (2448), and TDs (22) in 10 games ... Added 334 rushing yards and 3 scores to set rushing mark for quarterbacks ... Rejoined Seahawks for the NFL season ... Played in his first three NFL games, and had a memorable first start on Dec. 14 at Oakland, replacing injured Warren Moon ... Led the second-biggest comeback in franchise history as Seahawks rallied from a 21-3 deficit for 22-21 win ... Completed 23-of-37 passes for 283 yards with 1 TD and 2 INTs ... In the second half at Oakland, completed 16-of-22 for 147 yards and guided a 14-play, 52-yard drive for the game-winning field goal with 2:20 left ... Had a 61-yard pass at Oakland to Mike Pritchard ... Prior to Oakland game, had seen action for only three plays, all Sept. 21 at Indianapolis, making him the second-most inexperienced quarterback starter in franchise history ... Played the fourth quarter Dec. 21 vs. San Francisco and scored his first career TD on a 2-yard run ... Led all NFL quarterbacks in the preseason with a 125.3 rating by completing 42-of-51 (82.4%) passes for 420 yards, 5 TDs and 1 INT. **1998:** Started the final five games for Seahawks after being the deactivated third QB in 10 of the first 11 games ... Led Seattle to 3-2 record over the five games and earned his team's Unsung Hero award from NFL Players Association ... First start of season and second of his career was Nov. 29 vs. Tennessee, and he responded with an effort that earned him AFC Offensive Player of Week honors ... Passed for 298 yards (career high at that point) and tossed TD passes of 7 yards to Joey Galloway and 59 yards to James McKnight, with 1 INT ... Also vs. Tennessee, led a fourth-quarter drive for clinching field goal in 20-18 win ... Completed 17-of-24 for 278-2-2 in a 32-31 loss Dec. 6 at N.Y. Jets, throwing a 70-yard TD pass to Galloway in first quarter and following that three minutes later with a 57-yard TD pass to Galloway ... Led 38-17 victory Dec. 13 vs. San Diego, passing for 140-1-3 while also rushing for a 2-yard TD ... Rallied Seahawks to 17 fourth-quarter points in 27-23 win Dec. 20 vs. Indianapolis; had a 3-yard TD pass to Galloway, fifth scoring connection for the duo in five games. **1999:** Started 15 games as Seahawks won AFC West with 9-7 record and reached the playoffs for the first time since 1988 ... Started the only Seahawks playoff game in the 1990s on Jan. 9 vs. Miami, completing 14-of-30 for 162-1-2 in 20-17 loss ... In the regular season, completed 270-of-495 passes for 3346 yards with

career-best ratio of TDs (23) to INTs (16) ... His TD total ranked third in the AFC and his yardage was fifth in the conference ... Named AFC Offensive Player of Month for October, after guiding team to a 3-1 record with 7 TD passes against 2 INTs ... Victories in October included a 276-2-0 passing performance in win Oct. 24 vs. Buffalo, and a 2-touchdown passing game in 27-7 Monday Night Football win at Green Bay ... Tossed TD passes to seven different players on the season, including 9 TDs to WR Derrick Mayes ... Did not play Sept. 19 at Chicago, due to sprained toe suffered in season opener Sept. 12 vs. Detroit. **2000:** Started Games 1-5 for Seattle ... Replaced as starter by Damon Huard for Games 6-8, but replaced injured Huard in Game 8, Oct. 22 at Oakland, and went on to start seven of final eight games ... Seahawks were 6-6 in his 12 starts and 0-4 in other games ... Led Seahawks to 4-3 record in his final seven games as the starter ... Posted completion percentage of 62.0 for the season, hitting on 259-of-418 attempts for 2658 yards, 18 TDs and 19 INTs ... Struggled with only 1 TD pass and 6 INTs in the first two games, but rebounded with 17 TDs and 13 INTs the rest of the way ... Completed 22 of 29 (75.9%) for 193 yards with 1 TD and 1 INT in leading Seattle's first win Sept. 17 vs. New Orleans ... Connected with Darrell Jackson for 68-yard TD pass and had no INTs as Hawks evened record at 2-2 with win Sept. 24 at San Diego ... Lost starting role after Game 5, but returned to start Game 9, Oct. 29 vs. Kansas City, as Huard sat out with concussion ... Got a 2-7 club back on winning track and headed toward a 4-3 finish when he led a 17-15 victory Nov. 5 vs. San Diego, throwing for 2 TDs ... Led another win Nov. 12 at Jacksonville, passing for 3 TDs and no INTs while completing 22-of-33 for 231 yards ... Completed 25-of-34 for 252 yards in leading 30-10 win Dec. 3 at Atlanta; hit season-long 71-yard pass to Darrell Jackson ... Engineered 27-24 victory over visiting Oakland, eventual AFC West winner, on Dec. 16 ... Led 50-yard drive in final minutes for winning TD vs. Raiders, connecting with Darrell Jackson for 9-yard TD with 0:28 left ... Also had a 13-yard TD pass to Mack Strong vs. Oakland. **2001:** Signed with Bengals on March 8 as unrestricted free agent from Seattle ... Won QB job in preseason competition and went on to start 15 games ... His 313 pass completions were second-most in team history; his 581 attempts set a club record and led the NFL in '01; and his 3216 passing yards were most by a Bengal since 1996 ... Passed for career-high 411 yards (fifth-most in Bengals history) in OT victory Dec. 30 vs. Pittsburgh, earning AFC Offensive Player of the Week honors ... Also tied team record for most interceptions in a season (22), sharing the mark with Ken Anderson and Boomer Esiason ... Did not start Dec. 16 at N.Y. Jets, but relieved starter Akili Smith after Smith suffered a torn left hamstring in the second quarter ... In vic-

LONG DISTANCE CONNECTIONS

The Bengals had four passing plays of 50 yards or longer in 2002, including three strikes from QB **Jon Kitna** to WR **Chad Johnson**:

- 72 yards — Jon Kitna to Chad Johnson, Nov. 17 vs. Cleveland (TD)
- 55 yards — Jon Kitna to Chad Johnson, Nov. 24 at Pittsburgh
- 51 yards — Gus Frerotte to Danny Farmer, Sept. 8 vs. San Diego
- 50 yards — Jon Kitna to Chad Johnson, Dec. 29 at Buffalo

tory Dec. 30 vs. Pittsburgh, led a 10-play, 54-yard drive for the tying TD that sent the game into overtime, passing 18 yards to Danny Farmer for the score with 0:37 to play ... In overtime vs. Pittsburgh, Kitna and the offense took over at the Cincinnati 1-yard line following a Steelers punt, and the Bengals drove 86 yards in 11 plays to set up Neil Rackers' game-winning 31-yard field goal ... Kitna followed his Pittsburgh performance with a 340-yard passing game in season finale Jan. 6 at Tennessee, completing 28-of-47 for no TDs and 1 INT ... Led a 9-play, 54-yard drive in the final two minutes at Tennessee for the game-winning field goal ... Opened the season by becoming first Bengals QB since Greg Cook in 1969 to win his first two starts, piloting home wins over New England and Baltimore ... Made his Cincinnati debut Sept. 9 vs. New England, posting 101.5 passer rating with 18 completions in 27 attempts (season-high 66.7%) for 204 yards, 1 TD and no INTs ... Passed 25 yards to TE Tony McGee late in third quarter for TD that produced 23-10 lead in eventual 23-17 win over Patriots ... Completed 19-of-30 for 154-1-0 on Sept. 23 as Bengals defeated Baltimore, snapping 12-game win streak by defeating Super Bowl champs ... Passed 1 yard to Corey Dillon for 7-3 lead in third-quarter vs. Baltimore, and rushed for 2-yard score and 14-3 lead later in the period ... Completed 20 passes in 38 attempts for 201-1-0 in win Oct. 14 vs. Cleveland, and his TD pass to WR Darnay Scott on third-and-goal play from Cleveland 5 in third quarter put Bengals ahead to stay at 10-7 ... Threw second-quarter TD passes of 8 yards to Corey Dillon and 30 yards to Darnay Scott in win Oct. 28 at Detroit, and completed 4 of 5 throws for 47 yards on a game-deciding 83-yard scoring march in fourth quarter ... Made his 10th start of season Nov. 25 at Cleve-

land, but was benched in second half, limited by Browns to 8 completions in 19 attempts for 85 yards, no TDs and 2 INTs ... Kitna had played every offensive snap of season until start of third quarter at Cleveland, when he was replaced by Scott Mitchell ... Remained in starting role Dec. 2 vs. Tampa Bay, and directed 14-play, 64-yard drive in final minutes of fourth quarter, getting a game-tying TD on a 6-yard pass to Corey Dillon with 0:08 to play.

COLLEGE: First-team NAIA All-America choice as a senior at Central Washington University (Ellensburg, Wash.) ... Started 14 games and led Wildcats to the NAIA championship game, completing 364-of-576 passes for 4616 yards with 42 TDs and 14 INTs ... Finished his career completing 911-of-1550 passes (58.8%) for 12,353 yards, 99 TDs and 59 INTs in 43 games ... Had 17 games over 300 yards ... Threw for nearly twice as many TDs (93) as INTs (47) over his last three seasons.

PERSONAL: Hometown is Tacoma, Wash., where he still resides in offseason ... Lettered in football, baseball and basketball at Tacoma's Lincoln High School ... Graduated from Central Washington with degree in math education ... Married nine years (wife Jennifer), with sons Jordan (born 10-30-97) and Jalen (3-22-03) and daughter Jada (11-18-98) ... Also is the guardian of two teenage cousins, Chris (11-3-85) and Casey (7-8-87) ... Started the Jon and Jennifer Kitna Eternal Blessings Foundation in 2001 ... Appeared in a public service announcement promoting responsible parenthood in 1998 ... Started a Christian-based ministry at Remann Hall in Tacoma, recruiting teammates to join him in spending time with the teenagers at the center ... Favorite hobby is golf.

JON KITNA'S STATISTICS

Passing

YEAR	TEAM	G-S	ATT	CMP	PCT	YDS	YDS/ATT	TD	TD%	INT	INT%	LG	SKD-YDS	RAT
1996	Seattle	0-0												
1997	Seattle	3-1	45	31	68.9	371	8.24	1	2.2	2	4.4	61	3-10	82.7
1998	Seattle	6-5	172	98	57.0	1177	6.84	7	4.1	8	4.7	70-1	11-72	72.3
1999	Seattle	15-15	495	270	54.5	3346	6.76	23	4.6	16	3.2	51	32-198	77.7
2000	Seattle	15-12	418	259	62.0	2658	6.36	18	4.3	19	4.5	71	33-166	75.6
2001	Cincinnati	16-15	581	313	53.9	3216	5.54	12	2.1	22	3.8	49	25-185	61.1
2002	Cincinnati	14-12	473	294	62.2	3178	6.72	16	3.4	16	3.4	72-1	24-159	79.1
SEA. TOTALS		39-33	1130	658	58.2	7552	6.68	49	4.3	45	4.0	71	79-446	76.3
CIN. TOTALS		30-27	1054	607	57.6	6394	6.07	28	2.7	38	3.6	72-1	49-344	69.2
CAREER		69-60	2184	1265	57.9	13,946	6.39	77	3.5	83	3.8	72-1	128-790	72.9

MISCELLANEOUS STATISTICS: Kitna passed for 1 two-point conversion in 2001.

Rushing

Receiving

Scoring

YEAR	TEAM	ATT	YDS	AVG	LG	TD	NO	YDS	AVG	LG	TD	TD	TD-R	TD-P	TD-R	2PIC	PTS
1996	Seattle																
1997	Seattle	10	9	0.9	8	1						1	1	0	0	0	6
1998	Seattle	20	67	3.4	21	1						1	1	0	0	0	6
1999	Seattle	35	56	1.6	10	0						0	0	0	0	0	0
2000	Seattle	48	127	2.6	13	1						1	1	0	0	0	6
2001	Cincinnati	27	73	2.7	20	1						1	1	0	0	0	6
2002	Cincinnati	24	57	2.4	12-1	4						4	4	0	0	0	24
SEA. TOTALS		113	259	2.3	21	3						3	3	0	0	0	18
CIN. TOTALS		51	130	2.5	20	5						5	5	0	0	0	30
CAREER		164	389	2.4	21	8						8	8	0	0	0	48

*NOTE: Kitna was on the practice squad for 16 games with Seattle in 1996.

— KITNA'S SINGLE-GAME HIGHS —

PASSING — Attempts: 68 vs. Pitt. 12-30-01 (for Cin.); Completions: 35 vs. Pitt. 12-30-01 (for Cin.); Yards: 411 vs. Pitt. 12-30-01 (for Cin.); Touchdowns: 4 at Hou. 11-3-02 (for Cin.); Interceptions: 5 vs. T.B. 11-28-99 (for Sea.); Long: 72 (to Chad Johnson) vs. Cle. 11-17-02 (for Cin.) (TD).

RUSHING — Attempts: 7 (3 times); most recently at Den. 12-10-00 (for Sea.); Yards: 27 at Den. 12-10-00 (for Sea.); Touchdowns: 1 (8 times); most recently at Buff. 12-29-02 (for Cin.); Long: 21 at NJY 12-6-98 (for Sea.).

— POSTSEASON —

Passing

YEAR	TEAM	G-S	ATT	CMP	PCT	YDS	YDS/ATT	TD	TD%	INT	INT%	LG	SKD-YDS	RAT
1999	Seattle	1-1	30	14	46.7	162	5.4	1	3.3	2	6.7	22	6-32	46.8
CAREER		1-1	30	14	46.7	162	5.4	1	3.3	2	6.7	22	6-32	46.8

POSTSEASON RUSHING STATISTICS: 1 attempt for 1 yard in 1999.

— KITNA'S CAREER GAME-BY-GAME PASSING —

DATE	OPP	ATT	CMP	YDS	SKD-YDS	TD	LG	INT
1997 (For Seattle)								
8-31	NYJ			DID NOT PLAY				
9-7	Den.			DID NOT PLAY				
9-14	@Ind.	0	0	0	0-0	0	—	0
9-21	S.D.			DID NOT PLAY				
9-28	@K.C.			DID NOT PLAY				
10-5	Tenn.			DID NOT PLAY				
10-12	—BYE—							
10-19	@S.L.			DID NOT PLAY				
10-26	Oak.			DID NOT PLAY				
11-2	@Den.			DID NOT PLAY				
11-9	@S.D.			DID NOT PLAY				
11-16	@N.O.			DID NOT PLAY				
11-23	K.C.			DID NOT PLAY				
11-30	Atl.			DID NOT PLAY				
12-7	@Balt.			DID NOT PLAY				
12-14	@Oak.	37	23	283	2-5	1	61	2
12-21	S.F.	8	8	88	1-5	0	19	0

1998 (For Seattle)								
9-6	@Phil.			DID NOT PLAY				
9-13	Ariz.			DID NOT PLAY				
9-20	Wash.			DID NOT PLAY				
9-27	@Pitt.			DID NOT PLAY				
10-4	@K.C.	12	3	42	0-0	0	16	1
10-11	Den.			DID NOT PLAY				
10-18	—BYE—							
10-25	@S.D.			DID NOT PLAY				
11-1	Oak.			DID NOT PLAY				
11-8	K.C.			DID NOT PLAY				
11-15	@Oakland			DID NOT PLAY				
11-22	@Dall.			DID NOT PLAY				
11-29	Tenn.	39	24	298	1-2	2	59-1	1
12-6	@NYJ	24	17	278	1-7	2	70-1	2
12-13	S.D.	31	16	140	2-10	1	15	3
12-20	Ind.	29	16	177	4-27	1	22	0
12-27	@Den.	37	22	242	3-26	1	24	1

1999 (For Seattle)								
9-12	Det.	30	20	202	6-28	2	26-1	0
9-19	@Chi.			DID NOT PLAY				
9-26	@Pitt.	29	18	265	1-14	0	51	0
10-3	Oak.	30	15	213	2-12	2	29-1	1
10-10	—BYE—							
10-17	@S.D.	29	17	151	3-11	1	25	1
10-24	Buff.	30	17	276	1-1	2	43-1	0
11-1	@G.B.	19	12	109	2-19	2	21	0
11-7	Cin.	24	14	202	2-15	3	32	2
11-14	Den.	31	16	235	1-5	2	39	1
11-21	@K.C.	33	14	235	0-0	2	45-1	1
11-28	T.B.	44	19	197	3-27	0	34	5
12-5	@Oak.	39	22	245	1-11	2	31-1	2
12-12	S.D.	40	25	285	3-14	1	48	1
12-19	@Den.	42	22	278	3-28	2	36-1	0
12-26	K.C.	30	18	216	3-9	2	20-1	0
1-2	@NYJ	45	21	237	1-4	0	32	2

DATE	OPP	ATT	CMP	YDS	SKD-YDS	TD	LG	INT
2000 (For Seattle)								
9-3	@Mia.	15	6	54	1-0	0	14	4
9-10	S.L.	31	20	245	3-8	1	34-1	2
9-17	N.O.	29	22	193	4-24	1	25	1
9-24	@S.D.	21	11	196	5-35	1	68-1	0
10-2	@K.C.	28	17	140	5-37	1	23	1
10-8	@Car.			DID NOT PLAY				
10-15	Ind.	6	5	57	1-4	0	18	0
10-22	@Oak.	18	11	85	1-1	0	14	0
10-29	K.C.	42	26	224	3-16	2	17	3
11-5	S.D.	19	11	85	1-7	2	18	1
11-12	@Jax.	33	22	231	1-1	3	30	0
11-19	—BYE—							
11-26	Den.	42	20	226	0-0	1	59	2
12-3	@Atl.	34	25	252	0-0	1	71	0
12-10	@Den.	41	26	298	0-0	3	37	3
12-16	Oak.	30	19	177	3-24	2	21	1
12-23	Buff.	29	18	195	5-9	0	45	1

2001 (For Cincinnati)								
9-9	N.E.	27	18	204	1-8	1	34	0
9-23	Balt.	30	19	154	2-18	1	41	0
9-30	@S.D.	32	18	135	2-9	2	20	3
10-7	@Pitt.	34	19	164	2-15	1	22	1
10-14	Cle.	38	20	201	0-0	1	33	0
10-21	Chi.	46	19	244	2-15	0	27	1
10-28	@Det.	27	17	204	1-16	2	30-1	2
11-4	—BYE—							
11-11	@Jax.	48	28	303	4-24	0	32	1
11-18	Tenn.	41	23	234	1-10	1	27	2
11-25	@Cle.	19	8	85	0-0	0	22	2
12-2	T.B.	38	19	144	3-29	1	19	1
12-9	Jax.	30	16	147	1-7	0	17	1
12-16	@NYJ	17	10	93	0-0	0	17	3
12-23	@Balt.	39	16	153	3-22	0	20	3
12-30	Pitt.	68	35	411	2-8	2	49	1
1-6	@Tenn.	47	28	340	1-4	0	39	1

2002 (For Cincinnati)								
9-8	S.D.			DID NOT PLAY				
9-15	@Cle.	0	0	0	0-0	0	—	0
9-22	@Atl.	35	18	136	1-6	0	20	1
9-29	T.B.			DID NOT PLAY				
10-6	@Ind.	43	31	244	1-7	1	30-1	3
10-13	Pitt.	35	23	222	5-32	0	23	3
10-20	—BYE—							
10-27	Tenn.	23	17	193	0-0	2	24	0
11-3	@Hou.	27	22	263	0-0	4	33-1	0
11-10	@Balt.	41	28	272	3-23	2	39-1	3
11-17	Cle.	30	17	258	1-10	1	72-1	0
11-24	@Pitt.	39	22	298	1-0	1	55	0
12-1	Balt.	46	30	308	1-5	2	35-1	1
12-8	@Car.	37	25	295	4-38	2	37-1	0
12-15	Jax.	42	22	258	3-23	0	44	1
12-22	N.O.	40	20	190	2-7	1	30-1	2
12-29	@Buff.	35	19	241	2-8	0	50	2

CAREER	2184	1265	13,946	128-790	77	72-1	83
---------------	-------------	-------------	---------------	----------------	-----------	-------------	-----------

VETERANS

— KITNA'S 2002 GAME-BY-GAME RUSHING —

DATE	OPPONENT	ATT	YDS	AVG	LG	TD
9-8	SAN DIEGO			DID NOT PLAY		
9-15	at Cleveland	0	0	—	—	0
9-22	at Atlanta	1	-3	-3.0	-3	0
9-29	TAMPA BAY			DID NOT PLAY		
10-6	at Indianapolis	0	0	—	—	0
10-13	PITTSBURGH	4	4	1.0	5	0
10-20	—BYE—					
10-27	TENNESSEE	4	21	5.3	8	0
11-3	at Houston	2	1	0.5	2	0
11-10	at Baltimore	0	0	—	—	0
11-17	CLEVELAND	1	3	3.0	3-1	1
11-24	at Pittsburgh	1	-6	-6.0	-6	0
12-1	BALTIMORE	1	9	9.0	9	0
12-8	at Carolina	5	20	4.0	12-1	1
12-15	JACKSONVILLE	2	5	2.5	5-1	1
12-22	NEW ORLEANS	2	-3	-1.5	-1	0
12-29	at Buffalo	1	6	6.0	6-1	1
TOTALS		24	57	2.4	12-1	4

MLB



DWAYNE LEVELS



47

Ht: 6-2 Wt: 248

College: Oklahoma State

1st year in NFL*

2002 Games-Starts: 0-0; Career Games-Starts: 0-0

Acquired: PS (Cin.) '02

Born: 5-9-79

Levels returns for second Bengals season, looking for his first NFL playing time after an excellent performance in spring 2003 for F.C. Barcelona of NFL Europe League ... Started all 10 games for Dragons and ranked second (to Bengals teammate Tito Rodriguez) in tackles with 53 (44 solo) ... Had 1 INT, 7 passes defended and 4 special teams tackles ... Named NFL Defensive Player of the Week for his performance in 11-3 victory April 26 vs. Rhein Fire, as he had 9 tackles, 3 passes defended and a 26-yard INT return ... Signed by Bengals last year as a rookie free agent, he made the practice squad out of training camp and gained roster status late in season, but did not play.

2002 RECAP: Signed April 23 as a college free agent ... Played in all four preseason games, ranking tied for eighth on defense with 7 tackles and adding 1 special teams stop ... Waived on Sept. 1, and signed to Bengals practice squad on Sept. 2 ... On practice squad for Games 1-15 ... Signed to Bengals 53-player roster on Dec. 23 ...

Inactive for season finale on Dec. 29 at Buffalo.

COLLEGE: Played 44 career games at Oklahoma State, with 286 career tackles and 25 tackles-for-loss ... Led the team in tackles (110) as a senior, and was hailed by OSU as "one of the most effective linebackers ever to wear an Oklahoma State uniform" ... Named second-team All-Big 12 by *Associated Press* as a senior ... Also led the team in tackles (75) as a junior ... Played from 1998-2001 after redshirting '97.

PERSONAL: Hometown is Richardson, Texas (Dallas area) ... Earned all-district honors at Richardson High School ... Civil engineering major at Oklahoma State ... Hobbies include listening to music and drawing.

* — Levels did not earn an accrued year of experience toward NFL free agency in 2002 because he was not on an NFL 53-player roster, a Reserve/Injured list, a Reserve/Physically Unable to Perform list or a Reserve/Non-Football Injury — Europe League list for the required minimum of six games. He is designated a first-year player in 2003.

A SPECIAL EXPLOSION

The Bengals record for most points in a game by the special teams is 31, from a 43-14 victory at Buffalo on Nov. 8, 1970.

CB **Lemar Parrish** scored two special teams touchdowns, one on a 95-yard kickoff return and another on an 83-yard return of a blocked field goal attempt. K **Horst Muhlmann** added 15 points on five field goals, and four PATs by Muhlmann completed the special teams onslaught.

The offense scored only one TD, one a one-yard run by RB **Jess Phillips**. The defense scored a TD on an eight-yard fumble return by DE **Royce Berry**.

WR



KWAZEON LEVERETTE



18

Ht: 6-1 Wt: 195
College: Syracuse
1st year in NFL*

2002 Games-Starts: 0-0; Career Games-Starts: 0-0
Acquired: FA '03
Born: 12-3-75

Excellent athlete who has improved himself physically since leaving college, Leverette will make a second bid for Bengals roster spot in 2003 ... Did not make the team in 2002 after being signed as a rookie free agent, but was re-signed by Cincinnati on 4-9-03 ... Has been clocked at 4.39 seconds in 40-yard dash.

2002 RECAP: Signed April 23 as rookie free agent ... Played in first three preseason games (1 punt return for 0 yards) ... Waived Aug. 26 ... Not with an NFL team during regular season.

COLLEGE: Primarily a special teams standout at Syracuse, playing in 2000-01 seasons ... Saw action as long snapper and had 6 special teams tackles as a senior ... Played in WR rotation as a senior and had 6 receptions

with a per-catch average of 27.2 yards ... Transferred to Syracuse after playing in 1998 and '99 at SUNY-Morrisville, where he caught 44 passes for 653 yards as a sophomore.

PERSONAL: Born in Dade, Fla., but attended high school in Yonkers, N.Y. ... Was a four-year football star at Lincoln High School, scoring 56 TDs, and was team captain as a junior and senior ... Graduated from high school in 1995, but did not enter college (at SUNY-Morrisville) until '98 ... Psychology major at Syracuse ... Name is pronounced "KWAH-zee-ahn LEV-er-ett."

* — Leverette did not earn an accrued year of experience toward NFL free agency in 2002 because he was not on an NFL 53-player roster, a Reserve/Injured list, a Reserve/Physically Unable to Perform list or a Reserve/Non-Football Injury — Europe League list for the required minimum of six games. He is designated a first-year player in 2003.

G-T



VICTOR LEYVA



77

Ht: 6-4 Wt: 307
College: Arizona State
3rd year in NFL

2002 Games-Starts: 10-0; Career Games-Starts: 10-0
Acquired: D5 '01 (135th overall)
Born: 12-18-77

Saw his first NFL game action in 2002 as a second-year player ... Earned role as OT on the goal-line offense ... Can play all offensive line positions.

2002 RECAP: Played in 10 games, including five in which he saw action on offense ... Inactive for Games 1-3 ... Played in Games 4-8, 10, and 12-14 and 16 ... Active for Games 9, 11 and 15 but did not play ... Saw brief action as injury fill-in at ROT Nov. 3 at Houston ... Saw action at LOT in goal-line offense Nov. 17 vs. Cleveland, as starting LOT Levi Jones moved to blocking TE spot ... Also played goal-line snaps Dec. 15 vs. Jacksonville.

2001: Drafted by Bengals in fifth round (135th overall) ... Signed July 10 ... Played in all four preseason games ... Inactive for regular season Games 1-14 and 16 ... Active Dec. 30 vs. Pittsburgh, but did not play ... Physically unable to play for Games 1-2, due to right ankle sprain suffered in preseason finale Aug. 30 vs. Indianapolis.

COLLEGE: Started at RT for Arizona State as a junior and senior after starting at RG for most of freshman and sophomore seasons ... Played on OL with Bengals' Levi Jones at ASU in 1999 and 2000 ... Earned All-Pac-10 hon-

ors as a senior; credited with 107 key blocks and overall grade of 85.7% for a line that helped produce 379.2 yards per game ... Redshirted as a true freshman in 1996.

PERSONAL: Born in Guanajuato, Mexico, but grew up in Porterville, Calif. ... Earned All-America honors from *Blue Chip Illustrated* as a senior OT at Porterville's Monache High School, where he also played DT ... Was one of California's top heavyweight high school wrestlers, posting a 47-2 record, and also ranked in state's top three in shot put and discus ... Earned sociology degree from Arizona State, and has pursued post-graduate courses ... At the invitation of President George W. Bush, joined a group of NFL personnel with Hispanic backgrounds at a White House reception on 5-3-02, celebrating Cinco de Mayo (Mexican independence day) ... Full name is Victor Samuel Leyva ... Last name is pronounced "LAY-vuh."

VICTOR LEYVA'S STATISTICS

YEAR	TEAM	GAMES	STARTS
2001	Cincinnati	0	0
2002	Cincinnati	10	0
CAREER		10	0

SS



MARQUAND MANUEL



44

Ht: 6-0 Wt: 209

College: Florida

2nd year in NFL

2002 Games-Starts: 15-8; Career Games-Starts: 15-8

Acquired: D6 '02 (181st overall)

Born: 7-11-79

Manuel returns for second Bengals season, following rookie campaign in which he proved to be a steal as a sixth-round draft choice ... Saw some starting duty at both safety positions in 2003 and led the special teams in tackles (19) ... Also had an onside kick recovery ... Scheduled to work primarily at SS at opening of 2003 training camp.

2002 PARTICIPATION: Drafted by Bengals in sixth round (181st overall) ... Signed on May 13 ... Inactive for season opener, Sept. 8 vs. San Diego, but played in Games 2-16, with starts in Games 5-10 at SS and in Games 15-16 at FS ... Completed with JoJuan Armour for starting SS job, and utilized as injury replacement for FS Cory Hall in the final two games ... Ranked sixth on team in special teams snaps (199).

2002 HIGHLIGHTS: Had only 4 special teams tackles through the first half of the season, but came on to get 15 in the last eight games, including 9 in the last four games ... Edged defending team champion Ron Dugans 19-18 for most special teams stops ... Had 34 tackles (27 solo) on defense, with 3 passes broken up and a forced fumble ... Made his NFL debut on Sept. 15 at Cleveland (no statistics) ... Led special teams with 2 tackles Sept. 22 at Atlanta ... Made first start on defense Oct. 6 at Indianapolis, and finished with 2 tackles and a pass broken up in the end zone ... Also at Indy, made an onside kick recovery that gave the Bengals a chance to tie the game late in the fourth quarter ... Finished with 5 tackles (4 solo) in start Oct. 13 vs. Pittsburgh ... Started third straight game Oct. 27 vs. Tennessee and finished with 3 tackles and 1 pass defended ... Totaled 3 tackles (2 solo) as the starting SS in victory Nov. 3 at Houston ... Had 5 tackles (4 solo) on defense and 1 on special teams on Nov. 10 at Balti-

more ... Made the last of his six starts at SS on Nov. 17 vs. Cleveland, posting 3 tackles (all solo) and 1 special teams stop, and forced a fumble by Browns RB William Green at Bengals' 27 in first quarter (Browns retained possession as ball went out of bounds) ... Played in reserve role Nov. 24 at Pittsburgh, and tied for the most special teams tackles with 3 ... Had 1 tackle on defense and 2 on special teams Dec. 15 vs. Jacksonville ... Had 4 tackles on defense in Dec. 22 victory vs. New Orleans, starting at FS in place of the injured Cory Hall, and his 4 special teams tackles were the most in a game by a Bengal all season ... Had a season-high 8 tackles (6 solo) on defense in starting FS role Dec. 29 at Buffalo, and had 1 special teams tackle, breaking a tie with Ron Dugans for the team lead.

COLLEGE: A cornerstone of the defensive secondary at a top college program, Manuel was a three-year starter at Florida and played 46 career games ... Played mostly strong safety, but was tough enough against the run to make two starts at OLB ... Had 308 career tackles, with 6 INTs and 8 sacks ... Had starts in Citrus Bowl, Sugar Bowl and Orange Bowl.

PERSONAL: Hometown is Miami, Fla. ... Earned prep All-America recognition at Miami Senior High ... Academic honor roll qualifier all four years in high school ... Earned bachelor's degree from Florida in criminology & law in 2000, prior to completing his playing career for Gators in 2001 as a graduate student ... Four-time SEC Academic Honor Roll selection ... Full name is Marquand Alexander Manuel ... First name is pronounced "MAR-kwahnd" and last name as "manual" ... Grew up in a family of 18 children; oldest of his siblings is now 36 and youngest is 12.

MARQUAND MANUEL'S STATISTICS

YEAR TEAM	G-S	Defense							Interceptions					Scoring				
		ST	AT	TT	SKS-YDS	PBU	FF	FR-YDS	NO	YDS	AVG	LG	TD	TD	IntRt	FRRI	S	PTS
2002 Cincinnati	15-8	27	7	34	0-0	3	1	0-0	—	—	—	—	—	—	—	—	—	—
CAREER	15-8	27	7	34	0-0	3	1	0-0	—	—	—	—	—	—	—	—	—	—

YEAR TEAM	ST	AT	TT	FF	Special Teams				Kickoff Returns					Punt Returns				
					YDS	BP	BFG	BXP	NO	YDS	AVG	FC	LG	TD	NO	YDS	AVG	FC
2002 Cincinnati	19	0	19	0	0-0	0	0	0	—	—	—	—	—	—	—	—	—	—
CAREER	19	0	19	0	0-0	0	0	0	—	—	—	—	—	—	—	—	—	—

(continued)

MANUEL'S 2002 GAME-BY-GAME DEFENSIVE STATISTICS

DATE	OPPONENT	ST	AT	TT	SKS-YDS	INT-YDS	PBU	FF	FR-YDS
9-8	SAN DIEGO				INACTIVE				
9-15	at Cleveland	0	0	0	0-0	0-0	0	0	0-0
9-22	at Atlanta	0	0	0	0-0	0-0	0	0	0-0
9-29	TAMPA BAY	0	0	0	0-0	0-0	0	0	0-0
10-6	at Indianapolis	1	1	2	0-0	0-0	1	0	0-0
10-13	PITTSBURGH	4	1	5	0-0	0-0	0	0	0-0
10-20	—BYE—								
10-27	TENNESSEE	2	1	3	0-0	0-0	1	0	0-0
11-3	at Houston	2	1	3	0-0	0-0	0	0	0-0
11-10	at Baltimore	4	1	5	0-0	0-0	0	0	0-0
11-17	CLEVELAND	3	0	3	0-0	0-0	0	1	0-0
11-24	at Pittsburgh	0	0	0	0-0	0-0	0	0	0-0
12-1	BALTIMORE	0	0	0	0-0	0-0	0	0	0-0
12-8	at Carolina	0	0	0	0-0	0-0	0	0	0-0
12-15	JACKSONVILLE	1	0	1	0-0	0-0	0	0	0-0
12-22	NEW ORLEANS	4	0	4	0-0	0-0	0	0	0-0
12-29	at Buffalo	6	2	8	0-0	0-0	1	0	0-0
2001 TOTALS		27	7	34	0-0	0-0	3	1	0-0

QB



SHANE MATTHEWS



6

Ht: 6-3 Wt: 199
College: Florida
10th year in NFL

2002 Games-Starts: 8-7 (Wash.); Career Games-Starts: 28-22
Acquired: FA '03
Born: 6-1-70

A veteran QB who joined the Bengals as a free agent on 5-31-03, Matthews played eight games with seven starts for Washington last season, with a career-high 11 TD passes and just 6 INTs... Won the second NFC Offensive Player of the Week award of his career in 2002... Has spent the bulk of his NFL career with Chicago, and has an 11-11 record in 22 career games as a starter.

2002 PARTICIPATION: Became an unrestricted free agent after his 2001 season with Chicago, and signed with Washington on 4-29-02... Tied his career highs with 8 games and 7 starts... Started Games 1-3 and 7-10... Also played on special teams in Game 12, Nov. 28 at Dallas, replacing injured holder Bryan Barker.

2002 HIGHLIGHTS: Opened season by leading Redskins' 31-23 victory Sept. 8 vs. Arizona, passing 28-for-40 for 327 yards, 3 TDs and 1 INT... Threw TD passes vs. Arizona of 26 yards to Kevin Lockett, 43 yards to Rod Gardner and 17 yards to Derrius Thompson, and won NFC Offensive Player of the Week honors... Started in Monday night loss Sept. 16 vs. Philadelphia (10-for-22 passing for 62-0-1), but sustained a shoulder injury and did not play in second half... Returned to start in loss Sept. 22 at San Francisco, passing 17-for-28 for 169 yards with 19-yard TD to TE Zeron Flemister and 0 INTs... Surrendered starting job for Games 4-6, as Danny Wuerffel took No. 1 spot, but Wuerffel was then injured and was replaced by Patrick Ramsey... Matthews was re-inserted as starter for Game 7, and led Oct. 27 win vs. Indianapolis with 17-for-35 passing for 210 yards, 2 TDs and no INTs, tossing TDs of 33 yards to Chris Doering and 9 yards to Darnier McCants... Started Nov. 3 at Seattle, and led Redskins

back to 4-4 record in a 14-3 win, throwing for TDs of 19 yards to McCants and 11 yards to Gardner, while completing 10-of-27 for 114 yards with 1 INT... Started in Nov. 10 loss to Jacksonville, tying career high of 50 passes while completing 27 for 256-1-2... Started Nov. 17 loss at N.Y. Giants, passing 15-of-35 for 113-2-1.

PREVIOUS SEASONS — 1993: Signed on April 29 by Chicago as a college free agent... Waived on Aug. 30, and signed Sept. 1 to Chicago practice squad... Signed on Oct. 8 to Bears active roster, and was in 3rd QB role for the final 12 games. **1994:** Matthews was on Bears roster all season but did not play... Was active-DNP on Oct. 2 vs. Buffalo and Oct. 9 vs. New Orleans, and was on the inactive list for the other 14 games plus two playoff games. **1995:** Spent his third training camp with Chicago... Made the season-opening roster, was inactive for Games 1-2, and was waived Sept. 15. **1996:** Re-signed by Chicago on Feb. 12... Released June 7 by Bears, but was re-signed Oct. 9... Was active-DNP for Games 7-13... Made NFL debut Dec. 8 vs. St. Louis but did not throw a pass... Active-DNP on Dec. 14 vs. San Diego... Played in relief role in season finale Dec. 22 at Tampa Bay, passing 13-for-17 (76.4%) for 158 yards and 1 TD with no INTs... Also had a 2-yard TD on his first NFL rushing attempt in the Tampa Bay game. **1997:** Granted unconditional free agency on Feb. 14... Signed Aug. 25 by Carolina... Served as backup QB for Games 1-2... Waived on Sept. 17, but re-signed by Panthers on Oct. 16... Served as 3rd QB for the remaining 11 games. **1998:** Returned to Carolina for a second season with Panthers, but did not play... Suffered shoulder injury in preseason opener Aug. 8 vs. Jacksonville and missed the remainder of preseason... Served

VETERANS

as 3rd QB for the first four games of regular season, and as No. 2 QB for the final 12 games. **1999:** Granted unconditional free agency on Feb. 12, and signed on April 3 for his second stint with Chicago ... Though injuries would limit him to eight games, he posted the best overall numbers of his career with 167 completions in 275 passes (60.7%) for 1645 yards, 10 TDs and 6 INTs ... Ranked ninth in NFC with 80.6 passer rating ... Won Bears starting job out of training camp, and led the team to a 3-2 start ... Made first NFL start Sept. 12 vs. Kansas City and was 25-of-38 for 245 yards, guiding Bears to scores on their first three possessions of a 20-17 win ... In Game 4, after Bears had fallen to a 1-2 mark, he guided the team's first road win in 11 games, rallying Chicago to 14-10 win at New Orleans with 2 TD passes in the final two minutes ... Led Bears to a 24-22 win and 3-2 record on Oct. 10 at Minnesota, completing 19-of-28 passes for 184 yards and 2 TDs, but suffered a hamstring injury in the fourth quarter and was inactive for the next two games ... Returned to starting lineup Oct. 31 at Washington, but left game in second quarter after suffering re-injury to hamstring ... Inactive for the next four games before returning as starter on Dec. 5 vs. Green Bay ... Did not play in the next game, Dec. 19 vs. Detroit ... Saw action in relief of Cade McNown on Dec. 26 at St. Louis, completing 23-of-39 for 266 yards and 2 TDs ... Did not play in Jan. 2 season finale vs. Tampa Bay. **2000:** Inactive in Bears' 3rd QB role for the first eight games, but moved to the No. 2 spot when Cade McNown was injured ... Played in six of the final eight games with five starts, completing 102-of-178 (57.3%) for 964 yards, 3 TDs and 6 INTs ... Led team to a 3-2 record in his five starts ... Set a Bears record with 15 consecutive completions while leading a 24-17 victory Dec. 10 vs. New England that saw him complete 81.5% of his passes (22-of-27) for 239-2-0 ... Returned to backup role behind McNown Dec. 17 at San Francisco, but after Bears were shut out 17-0 by 49ers, Matthews was back in the starting job for Dec. 24 season finale at Detroit ... Led 23-20 win at Detroit that knocked Lions out of a playoff berth, completing 77.8% of his passes (14-of-18) for 123-0-0 ... In his final two game of the season, both Bears wins,

he posted an aggregate 115.0 passer rating. **2001:** Opened the season as Bears starting QB for the second time in the last three years, piloting a team that would go 13-3, but he wound up playing just four games with three starts ... Passed 24-of-39 for 138-0-2 in season-opening loss Sept. 9 at Baltimore ... Started in Game 2, victory Sept. 23 vs. Minnesota, but was forced from the game by bruised ribs in the second quarter with Bears trailing 3-0, and backup Jim Miller came in to lead the comeback win ... Matthews was inactive for Games 3 and 5, and missed Game 4, as he was waived for roster space on Oct. 13, but re-signed Oct. 16 ... On Oct. 28 vs. San Francisco, he relieved an injured Miller and led a comeback 37-31 victory in overtime, completing 80.6% of his passes (25-of-31) for 166-3-1 and earning NFC Offensive Player of the Week honors ... The victory over San Francisco gave Bears a 5-1 record, and Matthews led another overtime victory the following week, passing 30-for-50 for 357-2-3 as Chicago outlasted Cleveland on Nov. 4 by 27-21 ... Matthews threw 2 TD passes in the final 0:28 of regulation in the Browns game, including a last-second, 34-yarder to James Allen to force overtime ... Returned to backup role behind Miller for the final nine games and did not play.

COLLEGE: Starred under Steve Spurrier at the University of Florida, setting 50 school records and 19 Southeastern Conference marks ... Finished his college career with 9287 passing yards and 74 TDs ... Had a 28-8 record as a starting QB, including 19-4 in SEC games ... Led Florida to its first official SEC championship in 1991 ... Earned SEC Player of the Year honors in both 1990 and '91 ... Finished fifth in Heisman Trophy balloting as a junior in 1991.

PERSONAL: Hometown is Pascagoula, Miss. ... Attended Pascagoula High School, where his father, Bill, was football coach ... Named Mississippi Player of Year as a senior ... Married (wife Stephanie) with a daughter, Brooke, and a son, Luke ... An avid golfer, Matthews won the 1997 Chicago Golf Classic on the Celebrity Golf Association Tour ... Full name is Michael Shane Matthews.

SHANE MATTHEWS' STATISTICS

			Passing													
YEAR	TEAM	G-S	ATT	CMP	PCT	YDS	YDS/ATT	TD	TD%	INT	INT%	LG	SKD-YDS	RAT		
1993	Chicago	0-0						DID NOT PLAY*								
1994	Chicago	0-0						DID NOT PLAY*								
1995	Chicago	0-0						DID NOT PLAY*								
1996	Chicago	2-0	17	13	76.5	158	9.29	1	5.9	0	0.0	26	1-3	124.1		
1997	Carolina	0-0						DID NOT PLAY*								
1998	Carolina	0-0						DID NOT PLAY*								
1999	Chicago	8-7	275	167	60.7	1645	5.98	10	3.6	6	2.2	56	13-79	80.6		
2000	Chicago	6-5	178	102	57.3	964	5.42	3	1.7	6	3.4	41	5-24	64.0		
2001	Chicago	4-3	129	84	65.1	694	5.38	5	3.9	6	4.7	34+1	6-48	72.3		
2002	Washington	8-7	237	124	52.3	1251	5.28	11	4.6	6	2.5	43+1	9-54	72.6		
CHI. TOTALS		20-15	599	366	61.1	3461	5.78	19	3.2	18	3.0	56	25-154	75.1		
CAR. TOTALS		0-0	DID NOT PLAY*													
WASH. TOTALS		8-7	237	124	52.3	1251	5.28	11	4.6	6	2.5	43+1	9-54	72.6		
CAREER		28-22	836	490	58.6	4712	5.64	30	3.6	24	2.9	56	34-208	74.4		

*NOTE: With Chicago, Matthews was on the practice squad for four games and inactive for 12 games in 1993, he did not play in two regular-season games and was inactive for 14 regular-season games and two postseason games in '94, and he was inactive for two games in '95. With Carolina, Matthews did not play two games and was inactive for 11 games in '97, and he was inactive for four games and did not play in 12 games in '98.

YEAR TEAM	Rushing					Receiving					Scoring					
	ATT	YDS	AVG	LG	TD	NO	YDS	AVG	LG	TD	TD	TD-R	TD-P	TD-R	2PIC	PTS
1996 Chicago	1	2	2.0	2	1	0	0	—	—	0	1	1	0	0	0	6
1999 Chicago	14	31	2.2	14	0	0	0	—	—	0	0	0	0	0	0	0
2000 Chicago	10	35	3.5	14	0	0	0	—	—	0	0	0	0	0	0	0
2001 Chicago	4	5	1.3	3	0	0	0	—	—	0	0	0	0	0	0	0
2002 Washington	12	31	2.6	11	0	1	-13	-13.0	-13	0	0	0	0	0	0	0
CHI. TOTALS	29	73	2.5	14	1	0	0	—	—	0	1	1	0	0	0	6
WASH. TOTALS	12	31	2.6	11	0	1	-13	-13.0	-13	0	0	0	0	0	0	0
CAREER	41	104	2.5	14	1	1	-13	-13.0	-13	0	1	1	0	0	0	6

MATTHEWS' SINGLE-GAME HIGHS

PASSING — Attempts: 50 (twice); most recently at Jax. 11-10-02 (for Wash.); **Completions**: 30 vs. Cle. 11-4-01 (for Chi.); **Yards**: 357 vs. Cle. 11-4-01 (for Chi.); **Touchdowns**: 3 (twice); most recently vs. Ariz. 9-8-02 (for Wash.); **Interceptions**: 3 (twice); most recently vs. Cle. 11-4-01 (for Chi.); **Long**: 56 vs. G.B. 12-5-99 (for Chi.).

MATTHEWS' 2002 GAME-BY-GAME STATISTICS (FOR WASHINGTON)

DATE	OPPONENT	Passing							Rushing				
		ATT	CMP	YDS	SKD-YDS	TD	LG	INT	ATT	YDS	AVG	LG	TD
9-8	ARIZONA	40	28	327	1-7	3	43-1	1	4	0	0.0	2	0
9-16	PHILADELPHIA	22	10	62	0-0	0	14	1	2	16	8.0	9	0
9-22	at San Francisco	28	17	169	2-17	1	25	0	0	0	—	—	0
9-29	—BYE—												
10-6	at Tennessee	INACTIVE (DESIGNATED THIRD QUARTERBACK)							INACTIVE (3RD QB)				
10-13	NEW ORLEANS	DID NOT PLAY							DID NOT PLAY				
10-20	at Green Bay	DID NOT PLAY							DID NOT PLAY				
10-27	INDIANAPOLIS	35	17	210	1-5	2	33-1	0	3	10	3.3	11	0
11-3	at Seattle	27	10	114	1-1	2	19-1	1	1	-1	-1.0	-1	0
11-10	at Jacksonville	50	27	256	2-17	1	33	2	1	4	4.0	4	0
11-17	at N.Y. Giants	35	15	113	2-7	2	18	1	1	2	2.0	2	0
11-24	ST LOUIS	INACTIVE (DESIGNATED THIRD QUARTERBACK)							INACTIVE (3RD QB)				
11-28	at Dallas	0	0	0	0-0	0	—	0	0	0	—	—	0
12-8	N.Y. GIANTS	INACTIVE (DESIGNATED THIRD QUARTERBACK)							INACTIVE (3RD QB)				
12-15	at Philadelphia	DID NOT PLAY							DID NOT PLAY				
12-22	HOUSTON	DID NOT PLAY							DID NOT PLAY				
12-29	DALLAS	DID NOT PLAY							DID NOT PLAY				
TOTALS		237	124	1251	9-54	11	43-1	6	12	31	2.6	11	0

POSTSEASON

YEAR TEAM	G-S	Passing										
		ATT	CMP	PCT	YDS	YDS/ATT	TD	TD%	INT	INT%	LG	RAT
1994 Chicago	0-0	DID NOT PLAY*										
2001 Chicago	1-0	5	3	60.0	23	4.60	0	0.0	1	20.0	14	31.7
CAREER	1-0	5	3	60.0	23	4.60	0	0.0	1	20.0	14	31.7

POSTSEASON RUSHING STATISTICS: 1 attempt for minus-1 yard in 2001.

DT



MARIO MONDS

Ht: 6-3 Wt: 325

College: Cincinnati

3rd year in NFL



93

2002 Games-Starts: 0-0; Career Games-Starts: 2-0

Acquired: W (Wash.) '01

Born: 11-10-76

Monds looks to crack Bengals defensive line rotation in 2003 ... Saw no action in '02, due mostly to an injury suffered in NFL Europe play ... Finished the year on Bengals practice squad.

2002 RECAP: Allocated to F.C. Barcelona for NFL Europe play, but suffered torn right knee ligament early in NFL season ... Placed July 25 on Bengals' Active/Non-

Football Injury list ... Was cleared Nov. 5 to begin practice with Bengals on roster exemption ... Activated to 53-player roster Nov. 11; waived Nov. 14; and signed Nov. 15 to Bengals practice squad ... On practice squad for Games 10-16.

2001: Drafted by Washington in fifth round (186th overall) ... Had 6 tackles in preseason, including 5 at New England in Redskins' final game ... Waived Sept. 3;

acquired by Bengals on waiver claim Sept. 4 ... Played in regular season for Cincinnati on Oct. 21 vs. Chicago and Oct. 28 at Detroit ... Had 1 tackle vs. Chicago, stopping RB Anthony Thomas for 1-yard loss in fourth quarter ... Inactive for regular-season Games 1-4 and 8-16 ... Active for Game 5, Oct. 14 vs. Cleveland, due in part to an injury to DT Tony Williams, but did not play.

COLLEGE: As a University of Cincinnati junior in 1999, received John Pease Award as team's top defensive lineman ... Named second-team All-Conference USA as senior, posting 25 tackles (19 solo), 4.5 sacks and 12 TFL ... Played in 2000 Motor City Bowl ... Played in 1996 and '97 at Hutchinson (Kan.) Community College ... Named

JC All-American in 1997; had 84 tackles and 3 sacks ... Sat out 1998 season before his transfer to Cincinnati.

PERSONAL: Hometown is Fort Pierce, Fla. ... Attended Westwood H.S. ... Married (wife Ingrid), with children Breanna (born 2-20-97) and Mario II (5-20-01) ... During offseason, speaks to grade school and middle school students, and to juvenile inmates ... Father, Wonder Monds, was an All-American safety at Nebraska; he was fourth-round Steelers draft pick in 1976 and played in NFL for 49ers in '78; played for Ottawa in CFL in 1976-77-79 ... Mario's brother, Wonderful Terrific Monds III, played minor league baseball (OF) from 1993-99, including '99 in Cincinnati Reds' system.

MARIO MONDS' STATISTICS

YEAR	TEAM	G-S	ST	AT	Defense				FR-YDS	Interceptions					Scoring				
					SKS	YDS	PBU	FF		NO	YDS	AVG	LG	TD	TD	INT	FRR	S	PTS
2001	Cincinnati	2-0	1	0	1	0-0	0	0	0-0	—	—	—	—	—	—	—	—	—	—
2002	Cincinnati	0-0			DID NOT PLAY*					DID NOT PLAY*					DID NOT PLAY*				
CAREER		2-0	1	0	1	0-0	0	0	0-0	—	—	—	—	—	—	—	—	—	—

*NOTE: Monds was on the Reserve/Non-Football Injury — Europe League list for eight games, on the practice squad for seven games and he had a roster exemption for one game with Cincinnati in 2002.

CB

REGGIE MYLES
Ht: 5-11 Wt: 185
College: Alabama
2nd year in NFL
2002 Games-Starts: 9-0; Career Games-Starts: 9-0
Acquired: PS (Cin.) '02
Born: 10-10-79

37

Myles made Bengals practice squad out of training camp last year as a rookie free agent ... Was later signed to active roster, and played the most games (9) of any of Cincinnati's 2002 rookie free agent signees ... Tied for fourth on the team in special teams tackles (12).

2002 RECAP: Signed April 23 as college free agent ... Played in all four preseason games ... Waived Sept. 1, and signed Sept. 2 to Bengals practice squad ... On practice squad for Games 1-7 ... Signed to active roster Nov. 2, and played in Games 8-16, including action on defense in Games 10 and 16 ... Made NFL debut in victory Nov. 3 at Houston, tying for second on the team with 2 special teams tackles ... Saw extensive action as the nickel back Nov. 17 vs. Cleveland, and finished with 4 tackles (3 solo) on defense and 2 on special teams ... Had 1 special teams tackle Dec. 1 vs. Baltimore ... Tied for the team lead with 3 special teams tackles Dec. 8 at Carolina ... Re-

corded 1 special teams tackle Dec. 15 vs. Jacksonville ... Had 1 special teams tackle Dec. 22 vs. New Orleans and 1 on Dec. 29 at Buffalo.

COLLEGE: Four-year contributor at Alabama, posting 9 interceptions and ranking fifth all-time in the program with 204 INT yards ... Had a 42-yard fumble return for a touchdown against Arkansas as a senior, and a 91-yard interception return for a score against UCLA in his junior season.

PERSONAL: Hometown is Pascagoula, Miss. ... Was a SuperPrep National 50 player as a senior at Pascagoula High School, where the football coach was Bill Matthews (father of Bengals QB Shane Matthews) ... Holds B.S. degree from Alabama in fitness management ... Hobbies include watching TV and collecting trains ... Single ... Offseason residence is Tuscaloosa, Ala.

REGGIE MYLES' STATISTICS

YEAR	TEAM	G-S	ST	AT	Defense				FR-YDS	Interceptions					Scoring				
					SKS	YDS	PBU	FF		NO	YDS	AVG	LG	TD	TD	INT	FRR	S	PTS
2002	Cincinnati	9-0	3	1	4	0-0	0	0	0-0	—	—	—	—	—	—	—	—	—	—
CAREER		9-0	3	1	4	0-0	0	0	0-0	—	—	—	—	—	—	—	—	—	—

YEAR TEAM	Special Teams								Kickoff Returns						Punt Returns					
	ST	AT	TT	FF	FR-YDS	BP	BFG	BXP	NO	YDS	AVG	FC	LG	TD	NO	YDS	AVG	FC	LG	TD
2002 Cincinnati	12	0	12	0	0-0	0	0	0	—	—	—	—	—	—	—	—	—	—	—	—
CAREER	12	0	12	0	0-0	0	0	0	—	—	—	—	—	—	—	—	—	—	—	—

G



MATT O'DWYER



72

Ht: 6-5 Wt: 305
College: Northwestern
9th year in NFL

2002 Games-Starts: 16-16; Career Games-Starts: 114-104
Acquired: UFA (N.Y.) '99
Born: 9-1-72

O'Dwyer was Bengals' iron man in 2002, playing a team-high 1056 scrimmage snaps, the only player to play every snap on either offense or defense ... For the fourth straight year, he was an OL starter for a season of 1100 or more rushing yards by HB Corey Dillon ... Graded "outstanding" (90%) or better in five games ... Led offensive line with 2 fumble recoveries ... Former New York Jet, now in fifth Bengals season, has been rated throughout his career as one of NFL's physically strongest players ... Enters 2003 training camp as starting right guard after starting at LG in his first four Bengals seasons ... Was on starting offensive line for top individual rushing game in NFL history, 278 yards by Dillon vs. Denver in 2000.

2002 PARTICIPATION: Started every game at LG ... Played 100th NFL game Sept. 15 at Cleveland, and made 100th NFL start Dec. 1 vs. Baltimore ... O'Dwyer and ROT Willie Anderson were team's only offensive linemen to start every game.

2002 HIGHLIGHTS: Supported an offensive streak of six straight games of 350 or more yards (Games 7-12), team's longest such streak since the 1986 team had 10 straight ... On Sept. 15 at Cleveland, aided HB Corey Dillon's 108-yard rushing effort, and recovered a fumble by QB Gus Frerotte at Bengals' 49 in fourth quarter ... Initially listed as questionable for Oct. 6 at Indianapolis with elbow strain, but started vs. Colts and graded 93% while helping Dillon rush for a season-high 164 yards ... Helped Dillon rush for 138 yards Oct. 27 vs. Tennessee, and contributed to offense's first game of the season with no sacks allowed ... Graded 98% in victory Nov. 3 at Houston, tying highest game grade by any Bengals offensive lineman all season, and helped Dillon rush for 92 yards while contributing to the offense's second straight game with no sacks allowed ... Aided Dillon's 102-yard rushing day Nov. 10 at Baltimore, as offense gained 372 net yards ... Supported 350-yard offensive output Nov. 17 vs. Cleveland, with 93% grade ... Helped offense to 352-yard output Nov. 24 at Pittsburgh as OL allowed only 1 sack ... Blocked for 381-yard output Dec. 1 vs. Baltimore, as offense allowed only 1 sack for the third straight game and posted 350 or more yards offense for the sixth straight game ... Blocked for the offense's 340-yard output Dec. 8 at Carolina and recovered a Jon Kitna fumble at Bengals' 9-yard line in fourth quarter, with 1-yard return to the 10

... Helped the offense generate 300 yards Dec. 15 vs. Jacksonville, as the line contributed to the offense's eighth straight game with at least 300 yards ... Graded 95% while supporting season-high 423-yard output Dec. 22 vs. New Orleans, including a 240-yard rushing total that was Cincinnati's highest since Dec. 3, 2000 ... Graded 92% on Dec. 29 at Buffalo, and helped the offense accumulate 317 total yards, marking the team's 10th straight game of 300 or more total yards for the offense (eight of those 10 were 340 or more).

PREVIOUS SEASONS — 1995: Drafted by N.Y. Jets in Round 2 (33rd overall) ... Second guard selected in draft, behind Ruben Brown (taken No. 14 by Buffalo) ... Selected with pick acquired from Jacksonville for Jets picks at Nos. 40 and 71 ... Played in 12 games and made 2 starts before suffering a season-ending knee injury Dec. 3 vs. St. Louis ... Made first start in victory Nov. 26 at Seattle ... Played both LG and RG in Jets' line rotation, **1996:** In Bill Parcells' first year as Jets coach, O'Dwyer was one of eight players to start all 16 games ... Had big day Sept. 29 at Washington, opening holes for RB Adrian Murrell's 31-for-132 outing and allowing Neil O'Donnell time to throw for 292 yards ... On Oct. 6 at Oakland, helped pave the way for Murrell's 2nd consecutive 100-yard rushing game (the first time a Jets RB accomplished that feat since Freeman McNeil in 1987) ... Suffered stomach cramps midway through third quarter Oct. 27 at Arizona, but was able to return and was a key man in opening holes in Murrell's 31-for-199 rushing effort ... Supported Murrell's fifth 100-yard rushing day of the season Nov. 24 at Buffalo ... Started at LG on Dec. 8 at New England, and played the entire game, despite being hobbled by a sprained ankle suffered early in the contest. **1997:** Started and played all 16 Jets games at LG ... Opened with strong effort Aug. 31 at Seattle as Jets won 41-3, keeping QB Neil O'Donnell free of sacks and paving way for 434 total yards ... Credited by coaches for superior job pass blocking in victory Sept. 21 vs. Oakland ... In Sept. 28 win at Bengals, contributed to an effort that produced 42:50 possession time, no sacks allowed and 190 rushing yards ... Chicago-area native started against his hometown Bears at Soldier Field on Nov. 16 as Jets posted a 23-15 win. **1998:** Capped season of starting every game at RG for Jets with two playoff starts ... Played a big role in Jets' 429 yards and 39:16 possession time in Divisional play-

off victory on Jan. 10 vs. Jacksonville, and helped offense total 370 yards in AFC Championship Game on Jan. 17 at Denver ... Opened regular season with fine pass-blocking performance as Glenn Foley passed for 415 yards Sept. 6 at San Francisco ... Helped lead Jets to 302 rushing yards, second-most in team history, in 44-6 win Sept. 20 vs. Indianapolis ... Helped pave way for Curtis Martin's 2nd straight 100-yard rushing day in victory Oct. 4 vs. Miami ... O'Dwyer and Jets line helped Martin to six more 100-yard games later in season, and total of eight for the year ... O'Dwyer's consistent play helped Jets to 6-0 finish in regular season, including a streak of no sacks on QB Vinny Testaverde during Games 12-14 against Carolina, Seattle and Miami. **1999:** Signed by Cincinnati on June 22 as unrestricted free agent ... Started every game at LG for Bengals, running streak of consecutive NFL starts to 64 ... Finished second on Bengals offense in total snaps, missing only five snaps all season ... Helped key HB Corey Dillon's 1200-yard Pro Bowl season along with Bengals' rise to sixth in NFL rushing yards (2051) and third in yards per carry (4.6) ... Credited by coaches with 5 "pancake" blocks in victory Dec. 12 vs. Cleveland, the highest pancake total in a game by any Bengals lineman all season ... Led Bengals charge vs. Cleveland as offense rolled for 279 rushing yards, including season-high 192 by HB Corey Dillon ... Joined other offensive line starters in earning coaches' offensive Game Ball for Oct. 10 Cleveland game ... Had 13 pancakes on season ... Played every offensive snap as offense rolled for three straight 400-yard games, including victories Nov. 28 at Pittsburgh (415 yards), Dec. 5 vs. San Francisco (season-high 476 yards) and Dec. 12 vs. Cleveland (459 yards). **2000:** His sixth NFL season was proving to be one of his best until he suffered a left ankle fracture on Nov. 19 at New England ... Placed on Injured Reserve on Nov. 20, missing last five games ... Helped pave the way early for HB Corey Dillon's team-record 1435-yard rushing season ... Strong contributor to team's best per-carry rushing average (4.7) since 1989 ... Rated in coaches' reviews as responsible for only one sack in 585 snaps, second-lowest ratio on line behind RT Willie Anderson ... Credited in coaches' reviews with 14 "dominating blocks" in his 10 games, second-highest total on the team and most per game ... Started Games 2-11 at LG ... Inactive for season opener, Sept. 10 vs. Cleveland, due to NFL suspension ... Credited with 5 "dominating blocks" (DBs) and an "outstanding" (92%) grade on Sept. 24 at Baltimore ... Also graded outstanding (90%) on Oct. 1 vs. Miami, and had 4 DBs ... Played every snap in win Oct. 22 vs. Denver as HB Corey Dillon rushed for NFL-record 278 yards and team totaled club-record 407. **2001:** Was eligible for unrestricted free agent status after the 2000 season, but signed a three-year Bengals contract on March 1, the day before free agency market was to open ... Battled through a pair of knee injuries to play 12 games as Bengals' starting LG ... Contributor to line performance of only 28 sacks allowed, the fourth-best figure in team history, and he helped power HB Corey Dillon to 1315 rushing yards, second-most in team history ... Suffered sprained ligament (MCL) in his left knee in Game 8, Nov. 11 at Jacksonville ... Missed the next three games (inactive) and returned to start Dec. 9 vs. Jacksonville ... Continued to play Dec. 23 at Baltimore

after suffering another left knee sprain, but the injury caused him to be inactive Dec. 30 vs. Pittsburgh ... Returned to starting role in Jan. 6 season finale at Tennessee ... Graded "outstanding" (90% or better) in six games (half his total games played) ... Graded 93% for rushing attack that gained 157 yards in Sept. 9 win vs. New England; missed 17 snaps vs. Patriots with mild concussion ... Graded 95% in support of Dillon's 140-yard rushing performance Oct. 14 vs. Cleveland, and Bengals allowed no sacks vs. Browns ... On Oct. 28 at Detroit, on Dillon's Bengals-record 96-yard TD run, O'Dwyer had a key block on Lions NT Shaun Rogers ... Graded 94% at Detroit as Bengals gained a 412 yards (224 rushing, 188 passing), with QB Jon Kitna sacked only once and Dillon gaining Bengals road-record 184 yards ... Contributed to line performance of no sacks allowed Dec. 16 at N.Y. Jets ... Blocked Dec. 23 at Baltimore for 127-yard rushing effort by Dillon, the first 100-yard game by an individual against the Ravens in 51 games ... Played every snap Jan. 6 at Tennessee as line allowed only 1 sack and underwrote a 436-yard offensive day (336 yards passing, 100 rushing).

COLLEGE: Earned all-Big Ten honors, playing both tackle and guard, during his junior and senior seasons at Northwestern ... Played four of the five offensive line positions during his four-year tenure (1991-94) with the Wildcats ... Redshirted in 1990.

PERSONAL: Hometown is Lincolnshire, Ill. ... Helped lead Stevenson High School to state football playoffs, while earning all-area and academic all-conference honors ... Also earned all-conference track honors in discus ... Current offseason residence is Villa Hills, Ky., part of Greater Cincinnati ... Married (wife Jenny), with a daughter, Emma (born 11-20-01) ... Has been active in visiting both pediatric units and elementary schools during his pro career ... On 5-9-03, O'Dwyer and teammate Jeff Burris accompanied Bengals head coach Marvin Lewis to Washington, D.C., to visit sailors and U.S. Marines wounded in Iraq ... Avid weightlifter ... Majored in organizational studies at Northwestern ... Full name is Matthew Phillip O'Dwyer.

MATT O'DWYER'S STATISTICS

YEAR	TEAM	GAMES	STARTS
1995	New York Jets	12	2
1996	New York Jets	16	16
1997	New York Jets	16	16
1998	New York Jets	16	16
1999	Cincinnati	16	16
2000	Cincinnati	10	10
2001	Cincinnati	12	12
2002	Cincinnati	16	16
NYJ TOTALS		60	50
CIN. TOTALS		54	54
CAREER		114	104

— POSTSEASON —

YEAR	TEAM	GAMES	STARTS
1998	New York Jets	2	2
CAREER		2	2



Ht: 6-2 Wt: 285
 College: Louisville
 5th year in NFL

2002 Games-Starts: 15-4 (Wash.); Career Games-Starts: 44-4
 Acquired: UFA (Wash.) '03
 Born: 1-4-74

Powell signed with Cincinnati as an unrestricted free agent from Washington on 3-2-03 ... Played 15 games last season for Redskins, with four starts at DT, and can also play DE ... Aggressive pass rusher who had 3 sacks last season.

2002 PARTICIPATION: Granted unrestricted free agency March 1 when his contract with Chicago expired ... Signed March 28 by Washington ... Played in every game for Redskins except Nov. 10 at Jacksonville, when he was inactive ... Started at RDT on Sept. 16 vs. Philadelphia, Dec. 8 vs. N.Y. Giants, Dec. 22 vs. Houston and Dec. 29 vs. Dallas.

2002 HIGHLIGHTS: Finished with career highs in tackles (32), solo tackles (19) and sacks (3) ... Had 3 tackles Sept. 22 at San Francisco, including his first career sack, a 9-yarder against Jeff Garcia ... Had 3 tackles Nov. 28 at Dallas, including 3-yard sack of Chad Hutchinson ... Posted career-high 8 tackles in starting role Dec. 8 vs. N.Y. Giants ... Tied for team lead with 7 tackles Dec. 15 at Philadelphia ... Had 3 solo tackles Dec. 29 vs. Dallas, including 5-yard sack of Chad Hutchinson.

PREVIOUS SEASONS — 1997: Drafted by Indianapolis in fifth round (156th overall) ... Played in 11 games, tying for team lead in special teams tackles (14) and posting 8 tackles on defense ... Had 3 special teams tackles

and 2 tackles on defense on Oct. 26 at San Diego and on Dec. 14 vs. Miami. **1998:** Spent preseason with Indianapolis, but was placed Aug. 31 on Injured Reserve list and was waived with an injury settlement on Oct. 13 ... Did not play in NFL during regular season. **1999:** Selected Feb. 23 by Rhein Fire in NFL Europe Draft ... Played in NFL Europe but did not play in NFL. **2000:** Played for Barcelona in NFLEL, then signed with Baltimore as free agent on July 21 ... Played in two games, Oct. 1 at Cleveland and Oct. 29 vs. Pittsburgh ... Credited with 1 tackle on defense and 1 special teams tackle ... Released by Ravens Nov. 13. **2001:** Signed as free agent with Chicago March 5 ... Played in all 16 games as a reserve DE and DT, compiling 15 tackles ... Had 3 tackles Sept. 23 vs. Minnesota ... Had 4 tackles Dec. 12 vs. Detroit ... Had 2 tackles in Bears victory over Washington on Dec. 23.

COLLEGE: Played two seasons (1995-96) as a starting DE for Louisville after transferring from Grand Rapids (Mich.) Community College ... As a Louisville senior in 1996, had a team-high 11 sacks among his 85 tackles ... Had 44 tackles with 6 sacks as a junior ... As a sophomore at Grand Rapids, had 111 tackles, 3 INTs and 7 sacks.

PERSONAL: Hometown is Detroit, Mich. ... Attended Northern High School ... Majored in sports administration at Louisville ... Full name is Carl Demetris Powell.

CARL POWELL'S STATISTICS

YEAR	TEAM	G-S	Defense							Interceptions					Scoring				
			ST	AT	TT	SKS-YDS	PBU	FF	FR-YDS	NO	YDS	AVG	LG	TD	TD	IntRt	FRrt	S	PTS
1997	Indianapolis	11-0	2	6	8	0-0	0	0	0-0	—	—	—	—	—	—	—	—	—	—
1998	Indianapolis	0-0				DID NOT PLAY*				DID NOT PLAY*					DID NOT PLAY*				
1999						DID NOT PLAY*				DID NOT PLAY*					DID NOT PLAY*				
2000	Baltimore	2-0	0	1	1	0-0	0	0	0-0	—	—	—	—	—	—	—	—	—	—
2001	Chicago	16-0	7	8	15	0-0	0	0	0-0	—	—	—	—	—	—	—	—	—	—
2002	Washington	15-4	19	13	32	3-17	1	0	0-0	—	—	—	—	—	—	—	—	—	—
IND. TOTALS		11-0	2	6	8	0-0	0	0	0-0	—	—	—	—	—	—	—	—	—	—
BALT. TOTALS		2-0	0	1	1	0-0	0	0	0-0	—	—	—	—	—	—	—	—	—	—
CHI. TOTALS		16-0	7	8	15	0-0	0	0	0-0	—	—	—	—	—	—	—	—	—	—
WASH. TOTALS		15-4	19	13	32	3-17	1	0	0-0	—	—	—	—	—	—	—	—	—	—
CAREER		44-4	28	28	56	3-17	1	0	0-0	—	—	—	—	—	—	—	—	—	—

		Special Teams								Kickoff Returns						Punt Returns					
YEAR	TEAM	FR-								NO	YDS	AVG	FC	LG	TD	NO	YDS	AVG	FC	LG	TD
		ST	AT	TT	FF	YDS	BP	BFG	BXP												
1997	Indianapolis	7	7	14	0	0-0	0	0	0	0	0	—	0	—	0	—	—	—	—	—	
2000	Baltimore	1	0	1	0	0-0	0	0	0	0	0	—	0	—	0	—	—	—	—	—	
2001	Chicago	0	0	0	0	0-0	0	0	0	1	1	1.0	1	1	0	—	—	—	—	—	
CAREER		8	7	15	0	0-0	0	0	0	1	1	1.0	1	1	0	—	—	—	—	—	

POWELL'S 2002 GAME-BY-GAME DEFENSIVE STATISTICS (FOR WASHINGTON)

DATE	OPPONENT	ST	AT	TT	SKS-YDS	INT-YDS	PBU	FF	FR-YDS
9-8	ARIZONA	0	0	0	0-0	0-0	0	0	0-0
9-16	PHILADELPHIA	0	0	0	0-0	0-0	0	0	0-0
9-22	at San Francisco	2	1	3	1-9	0-0	0	0	0-0
9-29	—BYE—								
10-6	at Tennessee	1	0	1	0-0	0-0	0	0	0-0
10-13	NEW ORLEANS	0	2	2	0-0	0-0	0	0	0-0
10-20	at Green Bay	0	1	1	0-0	0-0	0	0	0-0
10-27	INDIANAPOLIS	0	0	0	0-0	0-0	1	0	0-0
11-3	at Seattle	1	0	1	0-0	0-0	0	0	0-0
11-10	at Jacksonville				INACTIVE				
11-17	at N.Y. Giants	1	1	2	0-0	0-0	0	0	0-0
11-24	ST. LOUIS	1	0	1	0-0	0-0	0	0	0-0
11-28	at Dallas	3	0	3	1-3	0-0	0	0	0-0
12-8	N.Y. GIANTS	3	5	8	0-0	0-0	0	0	0-0
12-15	at Philadelphia	4	3	7	0-0	0-0	0	0	0-0
12-22	HOUSTON	0	0	0	0-0	0-0	0	0	0-0
12-29	DALLAS	3	0	3	1-5	0-0	0	0	0-0
TOTALS		19	13	32	3-17	0-0	1	0	0-0

POSTSEASON

YEAR	TEAM	G-S	Defense			Interceptions			Scoring		
			ST	AT	TT	SKS-YDS	PBU	FF	TD	TD	S PTS
2001	Chicago	1-0	1	0	1	0-0	0	0	0-0	—	—
CAREER		1-0	1	0	1	0-0	0	0	0-0	—	—

YEAR	TEAM	Special Teams			Kickoff Returns			Punt Returns		
		ST	AT	TT	FR-YDS	BP	BFG	BXP	NO	YDS
2001	Chicago	1	0	1	0-0	0	0	0	—	—
CAREER		1	0	1	0-0	0	0	0	—	—

*NOTE: Powell was on the Reserve/Injured list for six games with Indianapolis in 1998. He was not with an NFL team in 1999.

K



NEIL RACKERS

Ht: 6-0 Wt: 205

College: Illinois

4th year in NFL



5

2002 Games-Starts: 16-0; Career Games-Starts: 48-0

Acquired: D6 '00 (169th overall)

Born: 8-16-76

Rackers returns for 2003 on the heels of his best pro season ... Made 83.3% of his FG tries (15-of-18) last season, ranking No. 7 in NFL among kickers with 15 or more attempts ... Was perfect (13-of-13) on FG tries under 45 yards, and made a 54-yarder on Sept. 8 vs. San Diego that was his career longest and tied for second-longest in Bengals history ... Also made 30-of-32 PAT kicks and handled kickoffs ... Signed a new Bengals contract on 4-15-03, after becoming a restricted free agent.

2002 PARTICIPATION: Kicked in every game for the third straight season.

COMING ON STRONG: Though Rackers struggled with accuracy early in his career, making just 21 of his first 39 field goal tries (53.8%), he has since made 23-of-28 (82.1%). The 23-for-28 figure includes making 8 of his last 10 tries in 2001 and his 15-for-18 mark for the '02 season.

2002 HIGHLIGHTS: Scored career-high 75 points ... Made 12 of his last 13 FG attempts, with only a missed 52-yarder on Dec. 8 at Carolina keeping him from tying the Bengals record of 13 consecutive made FGs ... Averaged 55.0 yards on his kickoffs, with 3 touchbacks ... His kickoffs helped the KO coverage team allow just 20.9 yards per return, NFL's eighth-best figure ... Solid coverage player after the kick, he was credited with 6 special teams tackles ... Kicked FGs of 21 and 54 yards in season opener Sept. 8 vs. San Diego; the 54-yarder was his career-longest and tied for second-longest in Bengals history (record is Chris Bahr's 55-yarder on 9-23-79) ... Attempted a pooch punt Sept. 15 at Cleveland, but his hurried kick went for minus-2 yards after he was unable to handle the snap ... Kicked 3 extra points Oct. 6 at Indianapolis, and executed a textbook, high-bounding onside kick that was recovered by the Bengals late in the fourth quarter ... Connected on a 44-yard FG in the second quarter Oct. 27 vs. Tennessee, nailed all 3 of his extra point attempts, and

had 1 tackle on special teams ... Connected on a 25-yard FG in the first quarter Nov. 3 at Houston, and converted all 5 of his PATs ... Made field goals of 43 and 35 yards Nov. 10 at Baltimore and converted all 3 of his PATs ... Good on field goals of 31 and 37 yards Nov. 17 vs. Cleveland, and made his only 2 PAT attempts ... Was good on all 3 PAT attempts Nov. 24 at Pittsburgh, and had 1 punt for 19 yards to the Steelers 10-yard line ... Made a 40-yard field goal and missed just his second extra point attempt of his career Dec. 1 vs. Baltimore ... Was 3-for-3 on FG tries Dec. 15 vs. Jacksonville, connecting from 51, 18, and 25 yards, and made his only PAT attempt ... Had no FG attempts Dec. 22 vs. New Orleans, and made 2-of-3 PATs (one was blocked) ... Also against Saints, delivered hard hit on KOR Michael Lewis with 1:46 to play, knocking him out of bounds at the Saints' 26-yard line, after which Bengals stopped Saints on downs for the win.

PREVIOUS SEASONS — 2000: Drafted by Bengals in sixth round (169th overall) ... Earliest drafted pure place-kicker by Bengals since 1976 selection of Chris Bahr in second round ... Won training camp competition with veteran Doug Pelfrey to secure kicking job ... Hit on 12-of-21 FG attempts and was perfect (21-for-21) on PATs ... Kicked in all 16 games ... Capped the inaugural Bengals season at Paul Brown Stadium on Dec. 17 by kicking 27-yard FG as time expired to give Cincinnati a 17-14 win over Jacksonville ... Opened the season 0-for-3 on field goals in his first three games (1 blocked), but came back on Oct. 1 vs. Miami to go 3-for-3, connecting from 23, 38 and 34 yards ... Went 6-for-7 on FGs during five-game stretch at mid-season (Games 7-11) ... Nailed 45-yard FG try Dec. 10 at Tennessee, tying New England effort for his longest of the year ... Sealed Bengals' 24-13 victory Dec. 3 vs. Arizona with 32-yard FG for game's final points with 1:02 remaining in fourth quarter ... Credited with 2 special teams tackles ... Took pitch from holder Daniel Pope on fake field goal try in second quarter Oct. 15 at Pittsburgh, but was tackled for 5-yard loss at Steelers' 21. **2001:** Went 17-for-28 on FGs (60.7%) and scored 74 points ... Made 8 of his last 10 FG tries, and had game-winning kicks the last two games ... Booted 31-yarder in overtime to beat visiting Pittsburgh, and came back the next week with a 34-yarder in the final minute that lifted Bengals to 23-21 win at Tennessee in season finale ... Made 23-of-24 PATs ... Handled all 58 Bengals kickoffs,

and his 8 touchbacks gave the Bengals the NFL's fourth-best team touchback percentage (13.8) ... Bengals recovered both his onside kickoffs, tied for NFL high, and Cincinnati was the only team to recover 2 onside kickoffs in just 2 attempts ... Won a training camp competition with Richie Cunningham (former Cowboy and Panther) to secure his job ... His 17 FGs included a 52-yarder at the halftime gun on Nov. 11 at Jacksonville, giving Bengals 13-7 lead ... Reached the end zone with 17 of his 58 kickoffs (29.3%) ... Survived an extreme ride on the emotional roller coaster Dec. 30 vs. Pittsburgh ... Missed FG tries of 32 and 28 yards vs. Pittsburgh, and missed a PAT that would have given the Bengals a 24-23 lead with 0:37 remaining ... But Rackers hit a 34-yard FG in regulation time vs. Pittsburgh, and made a 31-yarder to win game with 4:08 remaining in overtime ... The fourth-quarter missed PAT vs. Pittsburgh was his first miss in 43 career attempts ... Went 3-for-3 on FGs Jan. 6 at Tennessee, connecting from 30 and 33 yards before hitting 34-yarder for game winner with 0:20 left ... In season-opening win Sept. 9 vs. New England, connected on all 3 FG attempts (36, 47, 33), and 5 of his 6 kickoffs vs. Patriots reached the end zone, 4 for touchbacks ... Made 3-of-4 FG tries (27, 42, 21) in victory Oct. 14 vs. Cleveland ... Had his first career punt, a pooch-kick out of FG formation, in first quarter vs. Tennessee, kicking 32 yards for a touchback.

COLLEGE: Set Illinois season scoring record with 110 points as a senior in 1999 season, including 9 points (9-for-9 PAT kicks) in 63-21 MironPC.com Bowl victory over Virginia ... During regular season, made 20-of-25 FG attempts and all 35 of his PAT tries ... Had touchbacks on 56.7% of his 1999 regular-season kickoffs (38-of-67) ... His 44 consecutive PATs in 1999 (including 9 in bowl game) were most in school history ... His 110 points broke Mike Bass' record of 104 which had stood since 1982.

PERSONAL: Hometown is St. Louis, Mo. ... Earned 11 varsity letters (4 in baseball, 4 in soccer, 3 in football) at Aquinas-Mercy High School ... Earned all-conference honors in all three sports ... Batted .480 and .420 in his last two baseball seasons ... Led Mercy to consecutive state titles in soccer, scoring 11 goals as a junior and 16 in senior season ... Holds degree in speech communication from Illinois ... Broadcasting major at Illinois ... Married (wife Rachel) ... Lives year-round in Cincinnati.

NEIL RACKERS' STATISTICS

		Scoring						Field Goals											
YEAR	TEAM	G-S	XP-XPA	BXP	FG-FGA	BFG	PTS	1-19	20-29	30-39	40-49	50+	LG	TOT	FG%				
2000	Cincinnati	16-0	21-21	0	12-21	2	57	0-0	5-5	5-9	2-7	0-0	45	12-21	57.1				
2001	Cincinnati	16-0	23-24	0	17-28	0	74	0-0	4-6	8-11	4-9	1-2	52	17-28	60.7				
2002	Cincinnati	16-0	30-32	1	15-18	0	75	2-2	5-5	3-3	3-5	2-3	54	15-18	83.3				
CAREER		48-0	74-77	1	44-67	2	206	2-2	14-16	16-23	9-21	3-5	54	44-67	65.7				
		Special Teams							Punting										
		FR-																	
YEAR	TEAM	ST	AT	TT	FF	YDS	BP	BFG	BXP	NO	YDS	AVG	NET	TB	IN-20	LG	BLK		
2000	Cincinnati	2	0	2	0	0-0	0	0	0	0	0	—	—	0	0	—	0		
2001	Cincinnati	3	0	3	0	0-0	0	0	0	1	32	32.0	12.0	1	0	32	0		
2002	Cincinnati	6	0	6	0	0-0	0	0	0	2	17	8.5	6.5	0	1	19	0		
CAREER		11	0	11	0	0-0	0	0	0	3	49	16.3	8.3	1	1	32	0		

MISCELLANEOUS STATISTICS — 1 rushing attempt for minus-5 yards in 2000.

(continued)

— RACKERS' SINGLE-GAME HIGHS —

FIELD GOALS — Attempts: 4 (twice); most recently vs. Pitt. 12-30-01; **Made:** 3 (5 times); most recently vs. Jax. 12-15-02 (3-for-3); **Missed:** 3 vs. Balt. 9-23-01 (0-for-3); **Long:** 54 vs. S.D. 9-8-02.

EXTRA POINTS — Attempts: 5 at Hou. 11-3-02; **Made:** 5 at Hou. 11-3-02; **Missed:** 1 (3 times); most recently vs. N.O. 12-22-02.

POINTS — Total: 11 (twice); most recently at Tenn. 1-6-02 (3 FG, 2 PAT).

— RACKERS' 2002 GAME-BY-GAME STATISTICS —

DATE	OPPONENT	Scoring					Field Goals						
		XP-XPA	BXP	FG-FGA	BFG	PTS	1-19	20-29	30-39	40-49	50+	LG	TOT
9-8	SAN DIEGO	0-0	0	2-2	0	6	0-0	1-1	0-0	0-0	1-1	54	2-2
9-15	at Cleveland	1-1	0	0-0	0	1	0-0	0-0	0-0	0-0	0-0	—	0-0
9-22	at Atlanta	0-0	0	1-1	0	3	0-0	1-1	0-0	0-0	0-0	24	1-1
9-29	TAMPA BAY	1-1	0	0-1	0	1	0-0	0-0	0-0	0-1	0-0	—	0-1
10-6	at Indianapolis	3-3	0	0-0	0	3	0-0	0-0	0-0	0-0	0-0	—	0-0
10-13	PITTSBURGH	1-1	0	0-1	0	1	0-0	0-0	0-0	0-1	0-0	—	0-1
10-20	—BYE—												
10-27	TENNESSEE	3-3	0	1-1	0	6	0-0	0-0	0-0	1-1	0-0	44	1-1
11-3	at Houston	5-5	0	1-1	0	8	0-0	1-1	0-0	0-0	0-0	25	1-1
11-10	at Baltimore	3-3	0	2-2	0	9	0-0	0-0	1-1	1-1	0-0	43	2-2
11-17	CLEVELAND	2-2	0	2-2	0	8	0-0	0-0	2-2	0-0	0-0	37	2-2
11-24	at Pittsburgh	3-3	0	0-0	0	3	0-0	0-0	0-0	0-0	0-0	—	0-0
12-1	BALTIMORE	2-3	0	1-1	0	5	0-0	0-0	0-0	1-1	0-0	40	1-1
12-8	at Carolina	4-4	0	1-2	0	7	0-0	1-1	0-0	0-0	0-1	24	1-2
12-15	JACKSONVILLE	0-0	0	3-3	0	9	1-1	1-1	0-0	0-0	1-1	51	3-3
12-22	NEW ORLEANS	2-3	1	0-0	0	2	0-0	0-0	0-0	0-0	0-0	—	0-0
12-29	at Buffalo	0-0	0	1-1	0	3	1-1	0-0	0-0	0-0	0-0	19	1-1
TOTALS		30-32	1	15-18	0	75	2-2	5-5	3-3	3-5	2-3	54	15-18
													83.3

G



SCOTT REHBERG

Ht: 6-8 **Wt:** 325

College: Central Michigan

7th year in NFL

2002 Games-Starts: 16-3; **Career Games-Starts:** 63-26

Acquired: FA '00

Born: 11-17-73



79

Rehberg enters his seventh NFL season, and his fourth with the Bengals ... Has seen some action as a starter in each of his three previous Cincinnati seasons ... Powerful player who is Bengals' tallest and second-heaviest ... Played in every game on special teams last season and saw action in seven games on offense, including three starts.

2002 RECAP: Played 16 games for the first time in his NFL career ... Started at RG in Games 4-6, replacing injured Mike Goff ... Replaced Goff in third quarter of Game 3, Sept. 22 at Atlanta, and graded "outstanding" (96%) over 24 snaps of action ... In his second start, Oct. 6 at Indianapolis, graded 93% in helping HB Corey Dillon rush for a season-high 164 yards ... Credited for key block on Dillon's 67-yard TD run at Indy, as he combined with C Rich Braham for double-team takeout of nose tackle ... Played most of the second half at RG Oct. 27 vs. Tennessee, entering game when Goff was sidelined with twisted ankle ... Subbed for Goff (coaches' decision) Dec. 15 vs. Jacksonville, seeing significant action.

PREVIOUS SEASONS — 1997: Drafted by New England in seventh round (230th overall) ... Signed June 17 ... Was active for seven games as a rookie and appeared in six ... Made NFL debut in season opener Aug.

31 vs. San Diego when RT Zefross Moss left the game with an elbow injury ... Substituted at tackle and played on special teams Sept. 7 at Indianapolis ... Also played on special teams in Games 8-11 ... Inactive for the final five regular-season games and two playoff games. **1998:** Appeared in two games for the Patriots, on Oct. 11 vs. Kansas City and Nov. 29 vs. Buffalo ... Active but did not play Oct. 4 at New Orleans and Nov. 15 at Buffalo ... On inactive list for the other 12 games. **1999:** Acquired by Cleveland from New England in Feb. 9 Expansion Draft ... Started in 13 games and played as reserve in two ... Inactive due to flu for Game 12, Nov. 28 vs. Tennessee ... Made 10 starts at RG, two starts at LT and one start at RT ... Made first NFL start Sept. 12 vs. Pittsburgh, opening at RG ... Saw action on special teams Sept. 19 at Tennessee, then returned to starting RG role for next nine games, including Oct. 10 vs. Bengals and in the expansion Browns' two wins on the season — Oct. 31 at New Orleans and Nov. 14 at Pittsburgh ... Switched from RG to LT late in fourth quarter of Nov. 14 Pittsburgh game, replacing injured Lomas Brown (knee) ... Started at LT on Nov. 21 vs. Carolina as Browns passed for 257 yards, second-highest total of season, and team allowed only 1 sack for 2 yards ... Played as reserve Dec. 12 at Bengals ... Returned to starting RG role Dec. 19 vs. Jacksonville, but was moved to starting RT in season finale Dec. 26 vs. Indianapolis,

replacing injured Orlando Brown (eye) ... Against Indianapolis, helped offense produce season-high 141 rushing yards and season's only game in which Browns did not allow a sack. **2000:** Granted free agency by Cleveland on Feb. 11, and signed March 2 with Cincinnati ... Finished season as team's starting LG (after Matt O'Dwyer was sidelined by broken ankle) ... Started last five games and helped team average 153.8 rushing yards over that span ... Started season opener at LG on Sept. 10 vs. Cleveland, subbing for suspended O'Dwyer ... Did not see action on offense in the next 10 games, playing on special teams in four of those 10 ... Started Games 12-16 at LG after injury to O'Dwyer ... Credited in coaches' reviews with 9 "dominating blocks" (DBs) in 382 offensive snaps, second-best ratio on the team ... Had 2 DBs on Sept. 10 as he started and played every snap against his former Cleveland teammates ... Had 3 DBs in Dec. 3 win vs. Arizona, playing every snap as Bengals rushed for 292 yards, third-most in team history, including 216 by HB Corey Dillon ... Graded 88% in Arizona game, and tied that with another 88% in victory Dec. 17 vs. Jacksonville. **2001:** Played in 14 games and made four starts at LG, replacing injured Matt O'Dwyer ... His starting assignments included Cincinnati's 544-yard offensive output in overtime victory Dec. 30 vs. Pittsburgh ... Graded 94% vs. Pittsburgh as offense's 544 total net yards marked the 11th-highest figure in team history and the most since a 582-yard effort on Oct. 7, 1990 at L.A. Rams ... Cincinnati's 403 net passing yards vs. Pittsburgh were fifth-most in team history ... QB Jon Kitna was sacked only twice by Pittsburgh and threw 68 passes, tied for third-most in NFL history ... Also started in place of O'Dwyer at LG on Nov. 18 vs. Tennessee, Nov. 25 at Cleveland, Dec. 2 vs. Tampa Bay, and Dec. 30 vs. Pittsburgh ... Replaced O'Dwyer (mild concussion) for 17 snaps in Sept. 9 win vs. New England, grading 94% ... Rehberg subbed for injured O'Dwyer at LG on Nov. 11 at Jacksonville, entering game in second quarter ... Played briefly for O'Dwyer Dec. 23 at Baltimore ... Played on special teams only in nine other games ... Active but did not play for Games 2 and 5.

COLLEGE: Largest player ever at Central Michigan, and maintained a 3.35 GPA and earned Scholar Athlete of the Year ... As a senior, was a consensus All-Mid-American Conference selection by posting 74 knockdowns while starting every game at left tackle ... Earned Player of the Game honors as the offense amassed 441 yards vs. Virginia's heralded defense ... Redshirted as a true freshman in 1992 and played from 1993-96.

PERSONAL: Hometown is Kalamazoo, Mich. ... Lives in Cleveland in the offseason ... Attended Central High School in Kalamazoo and lettered in football and track ... Earned *Detroit Free Press* "Fabulous 50" honors in football during his final two seasons ... Attended high school with Derek Jeter, N.Y. Yankees shortstop ... Married (wife Tyna) with a son, Matthew (birthdate 3-25-00) ... Majored in social science at Central Michigan ... Favorite hobby is golf ... Full name is Scott Joseph Rehberg ... Last name is pronounced "RAY-berg."

SCOTT REHBERG'S STATISTICS

YEAR	TEAM	GAMES	STARTS
1997	New England	6	0
1998	New England	2	0
1999	Cleveland	15	13
2000	Cincinnati	10	6
2001	Cincinnati	14	4
2002	Cincinnati	16	3
N.E. TOTALS		8	0
CLEVE. TOTALS		15	13
CIN. TOTALS		40	13
CAREER		63	26

POSTSEASON

YEAR	TEAM	GAMES	STARTS
1997	New England	*0	0
1998	New England	*0	0
CAREER		0	0

*NOTE: Rehberg was inactive for two postseason games with New England in 1997 and one postseason game with New England in '98.

BENGALS HOTELS ON THE ROAD

2003 PRESEASON

N.Y. Jets Sheraton Meadowlands
(Game: Sun., Aug. 10) (201) 896-0500

Indianapolis Westin
(Game: Fri., Aug. 29) (317) 262-8100

2003 REGULAR SEASON

Oakland Hyatt Regency S.F. Airport
(Game: Sun., Sept. 14) (650) 347-1234

San Diego Hyatt LaJolla
(Game: Sun., Nov. 23) (858) 552-1234

Cleveland Sheraton Cleveland City Centre
(Game: Sun., Sept. 28) (216) 771-7600

Pittsburgh Omni William Penn
(Game: Sun., Nov. 30) (412) 281-7100

Buffalo Hyatt Regency Buffalo
(Game: Sun., Oct. 5) (716) 856-1234

Baltimore Marriott Inner Harbor
(Game: Sun., Dec. 7) (410) 962-0202

Arizona Ritz-Carlton Phoenix
(Game: Sun., Nov. 2) (602) 468-0700

St. Louis Sheraton St. Louis City Center
(Game: Sun., Dec. 21) (314) 231-5007

OLB**TITO RODRIGUEZ****46**

Ht: 6-0 **Wt:** 248
College: Central Florida
1st year in NFL*

2002 Games-Starts: 0-0; **Career Games-Starts:** 0-0
Acquired: CFA '02
Born: 8-16-79

Rodriguez returns for second Bengals season, looking for his first NFL playing time after an excellent performance in spring 2003 for F.C. Barcelona of NFL Europe League ... Started all 10 games for Dragons and led team in tackles with 66 ... Had 1 INT and 1 forced fumble ... Signed by Bengals last year as a rookie free agent, he was on the Cincinnati practice squad for eight games.

2002 RECAP: Signed on April 23 as a rookie free agent ... Played in the first three preseason games, recording 4 tackles (3 solo) on defense, as well as 2 special teams tackles with 2 special teams forced fumbles ... Waived on Aug. 27 ... Signed on Nov. 6 to Bengals practice squad ... On practice squad for Games 9-16.

COLLEGE: Led Central Florida in tackles as both a junior and a senior ... Credited with 143 stops as a se-

nior, making the *Football News* All-Independent team for the second straight year ... Tied the school record for tackles in a game with 23 vs. Arkansas in 2001 ... Had 120 tackles as a junior, despite missing two games with a knee injury.

PERSONAL: Hometown is Lehigh Acres, Fla. ... Attended Lehigh Acres High School, where he excelled in basketball and track as well as football ... Earned all-state football honors as a senior, and was a two-time district champion in the discus ... Education major at UCF ... First name is pronounced "TEE-toe."

* — Rodriguez did not earn an accrued year of experience toward NFL free agency in 2002 because he was not on an NFL 53-player roster, a Reserve/Injured list, a Reserve/Physically Unable to Perform list or a Reserve/Non-Football Injury — Europe League list for the required minimum of six games. He is designated a first-year player in 2003.

FS**MARK ROMAN****20**

Ht: 5-11 **Wt:** 200
College: Louisiana State
4th year in NFL

2002 Games-Starts: 13-1; **Career Games-Starts:** 34-11
Acquired: D2 '00 (34th overall)
Born: 3-26-77

Roman played FS last season for the Bengals, after playing mostly CB his first two years ... Saw action in 13 games for the second straight season ... Played from early November into December with torn cartilage in his right knee.

2002 PARTICIPATION: Had one start at FS, Sept. 8 vs. San Diego, and played as reserve in Games 2-6, 8 and 10-15 ... Inactive for Game 7, Oct. 27 vs. Tennessee, due to effects of a concussion suffered Oct. 13 vs. Pittsburgh ... Suffered torn right knee cartilage in Game 8, Nov. 3 at Houston ... Missed one game after the injury, and returned to play in the next six games before suffering a re-aggravation on Dec. 22 vs. New Orleans ... Placed on Injured Reserve list on Dec. 23.

2002 HIGHLIGHTS: Finished season with 33 tackles (28 solo) and 1 forced fumble ... Finished second on defense with 10 tackles (8 solo) in starting role Sept. 8 vs. San Diego ... Had 2 tackles Oct. 13 vs. Pittsburgh ... Had 5 tackles (4 solo) on Nov. 3 at Houston ... Had 4 tackles (all solo) Nov. 17 vs. Cleveland ... Had 1 tackle Dec. 1 vs. Baltimore, stopping QB Jeff Blake on a third-

down run and forcing Ravens to settle for a FG attempt ... Also on the tackle on Blake, Roman forced a fumble, but Ravens recovered ... Saw extensive action Dec. 8 at Carolina, due to a shoulder injury that limited FS Cory Hall's playing time, and finished as the leading tackler in the secondary with 7 (6 solo).

PREVIOUS SEASONS — 2000: Drafted by Cincinnati in second round (34th overall) ... Signed Aug. 8, missing the first two weeks of training camp ... On weekly inactive list for eight of the first 10 games ... Played as reserve in Games 3, 5 and 11-14 ... Started Games 15-16 at LCB, replacing the injured Robert Bean ... In his first start, Dec. 17 vs. Jacksonville, Roman posted 10 solo tackles, tied for second-most by a Bengal for the season ... Also vs. Jacksonville, forced a third-quarter fumble by WR Jimmy Smith (Jaguars retained possession) ... Had 3 tackles (2 solo) and a pass defended in a start Dec. 24 at Philadelphia ... Made his NFL debut with brief action on Sept. 24 at Baltimore ... Broke up a Patriots touchdown bid Nov. 19 at New England, swatting away a Drew Bledsoe pass intended for WR Tony Simmons in the end zone on a third down play, forcing Pats to settle for a field goal.

2001: Played as reserve in Games 1-5 ... Took over starting LCB position beginning with Game 6, Oct. 21 vs. Chicago, after Rodney Heath was lost for the season with hamstring tear ... Started Games 6-13, but suffered compound dislocation of middle finger on his right hand on Dec. 19 during practice ... Placed Dec. 20 on Injured Reserve list and missed the last three games ... At the time of Roman's injury, his 7 passes broken up led the team ... Finished with 51 tackles (38 solo), ranked 11th on team ... Filled in for injured Heath on Oct. 14 vs. Cleveland and recorded his first career sack in first quarter, downing Tim Couch for a 5-yard loss on third down ... Made first start of season and third of career Oct. 21 vs. Chicago ... Led team vs. Bears with 9 tackles (7 solo), and recovered fumble by Bears WR Marty Booker in first quarter at Bengals' 3-yard line ... Made 5 tackles (4 solo) Oct. 28 at Detroit in his second consecutive start at LCB ... Credited with 2 passes broken up Oct 28 at Detroit, both coming in the decisive fourth quarter ... Had his first NFL interception Nov. 25 at Cleveland, positioning himself to beat WR Kevin Johnson to a catch in end zone in third quarter ... Contributed 6 solo tackles Dec. 2 vs. Tampa Bay, and hampered Bucs WR Jacquez Green on failed fourth down pass attempt in third quarter ... Led secondary Dec. 9 vs. Jack-

sonville with 8 tackles (5 solo), including a 5-yard sack of Mark Brunell in the second quarter ... Contributed to team-record 8 sacks for the defense in Jaguars game ... Started for the eighth straight game at LCB, on Dec. 16 at N.Y. Jets, finishing with 5 tackles (4 solo).

COLLEGE: Four-year starter in the tough SEC ... Scored three times on INT returns of 50-plus yards ... Moved to cornerback as a senior after playing mostly free safety his first three seasons ... Played 37 games over four seasons (36 starts), with 253 tackles, 10 INTs for 263 yards and 3 TDs, 5 forced fumbles and 21 passes defended ... Missed last five games of senior season because he was ruled ineligible for signing with player agent ... Started 30 games over his first three seasons at FS.

PERSONAL: Hometown is New Iberia, La. ... Offseason home is Baton Rouge, La. ... At New Iberia High School, honored as Louisiana's Class 5A MVP on offense ... Played RB as a senior and gained 1897 yards on the ground, with 21 touchdowns ... Also ran track in high school ... Married (wife Ashley), with three children — Mark, Jr. (born 5-12-95), Taylor Alexis (6-23-01) and Justin (7-28-02) ... Full name is Mark Emery Roman.

MARK ROMAN'S STATISTICS

YEAR	TEAM	G-S	Defense							Interceptions					Scoring			
			ST	AT	TT	SKS-YDS	PBU	FF	FR-YDS	NO	YDS	AVG	LG	TD	TD	IntRt	FRRI	S PTS
2000	Cincinnati	8-2	15	1	16	0-0	2	1	0-0	0	0	—	—	0	—	—	—	—
2001	Cincinnati	13-8	38	13	51	2-10	7	0	1(-1)	1	0	0.0	0	0	—	—	—	—
2002	Cincinnati	13-1	28	5	33	0-0	0	1	0-0	0	0	—	—	0	—	—	—	—
CAREER		34-11	81	19	100	2-10	9	2	1(-1)	1	0	0.0	0	0	—	—	—	—

YEAR	TEAM	Special Teams								Kickoff Returns					Punt Returns				
		ST	AT	TT	FF	YDS	BP	BFG	BXP	NO	YDS	AVG	FC	LG	TD	NO	YDS	AVG	FC
2000	Cincinnati	1	0	1	0	0-0	0	0	0	—	—	—	—	—	—	—	—	—	—
2001	Cincinnati	3	0	3	0	0-0	0	0	0	—	—	—	—	—	—	—	—	—	—
2002	Cincinnati	2	0	2	0	0-0	0	0	0	—	—	—	—	—	—	—	—	—	—
CAREER		6	0	6	0	0-0	0	0	0	—	—	—	—	—	—	—	—	—	—

— ROMAN'S 2002 GAME-BY-GAME DEFENSIVE STATISTICS —

DATE	OPPONENT	ST	AT	TT	SKS-YDS	INT-YDS	PBU	FF	FR-YDS
9-8	SAN DIEGO	8	2	10	0-0	0-0	0	0	0-0
9-15	at Cleveland	0	0	0	0-0	0-0	0	0	0-0
9-22	at Atlanta	0	0	0	0-0	0-0	0	0	0-0
9-29	TAMPA BAY	0	0	0	0-0	0-0	0	0	0-0
10-6	at Indianapolis	0	1	1	0-0	0-0	0	0	0-0
10-13	PITTSBURGH	2	0	2	0-0	0-0	0	0	0-0
10-20	—BYE—								
10-27	TENNESSEE				INACTIVE				
11-3	at Houston	4	1	5	0-0	0-0	0	0	0-0
11-10	at Baltimore				INACTIVE				
11-17	CLEVELAND	4	0	4	0-0	0-0	0	0	0-0
11-24	at Pittsburgh	1	0	1	0-0	0-0	0	0	0-0
12-1	BALTIMORE	1	0	1	0-0	0-0	0	1	0-0
12-8	at Carolina	6	1	7	0-0	0-0	0	0	0-0
12-15	JACKSONVILLE	1	0	1	0-0	0-0	0	0	0-0
12-22	NEW ORLEANS	1	0	1	0-0	0-0	0	0	0-0
12-29	at Buffalo				RESERVE / INJURED				
TOTALS		28	5	33	0-0	0-0	0	1	0-0



Ht: 6-2 **Wt:** 245
College: Colorado State
6th year in NFL

2002 Games-Starts: 16-6; **Career Games-Starts:** 75-22
Acquired: CFA '98
Born: 2-19-75

Versatile LB has experience both outside and inside among his 22 career Bengals starts (17 outside, 5 inside) ... Had starts at both LLB (5 games) and MLB (1) last season, and has played in every game the last two seasons ... Entering his sixth NFL season after originally signing as an undrafted free agent.

2002 PARTICIPATION: Started at LLB in Games 2-5 and 7 ... Started at MLB in Game 6, replacing injured Brian Simmons ... In reserve role for Games 1 and 8-16.

2002 HIGHLIGHTS: Had 28 tackles (19 solo), and tied for sixth on team in special teams tackles (10) ... Made first start of season at LLB Sept. 15 at Cleveland and finished with 3 tackles ... Had his season high of 9 tackles (8 solo) in start at LLB Sept. 22 at Atlanta ... Had 6 tackles in start at MLB Oct. 13 vs. Pittsburgh ... Played in reserve role Nov. 3 at Houston with 2 tackles ... Had 4 tackles (3 solo) on defense and 1 on special teams Nov. 17 vs. Cleveland ... Had 2 special teams tackles Dec. 22 vs. New Orleans ... Had 1 tackle and 1 special teams tackle Dec. 29 at Buffalo.

PREVIOUS SEASONS — 1998: Signed with Cincinnati on April 21 as rookie free agent ... Played in 14 games with 1 start ... Saw first significant action on defense Nov. 8 at Jacksonville; platooned with Steve Foley as replacement for injured James Francis at LOLB, and had 4 tackles (3 solo) ... With Foley also injured, made first start Nov. 15 at Minnesota, and had 3 tackles ... On Dec. 6 vs. Buffalo, stopped Bills scoring threat by intercepting Doug Flutie pass in 2nd quarter, returning 11 yards to Bengals' 29 ... Also vs. Bills, had 4 solo tackles and deflected a Flutie fourth-quarter pass that John Copeland intercepted at Bills' 24 to set up Bengals TD drive ... Finished season with 14 tackles (12 solo) ... Tied for fifth in special teams tackles with 7 ... On inactive list for Games 3-4. **1999:** Started in Games 1-10 at ROLB in the 3-4 defense ... Played as defensive reserve in 4-3 front in Games 11-16 ... Had season-high 4 tackles (all solo) Sept. 26 at Carolina, and logged first pro sack when he dropped Steve Beuerlein for 7-yard loss ... Forced a fumble on sack of Beuerlein, but Panthers recovered ... Also had 2 QB hurries at Carolina, and had 2 hurries Sept. 19 vs. San Diego ... Had 8 hurries on season, tied for fourth among LBs ... Had 2 tackles in Oct. 10 win at Cleveland and Nov. 28 at Pittsburgh ... Tied for sixth on special teams with 5 tackles. **2000:** Posted career-high 33 tackles despite missing three games with injuries and playing hurt in several other games ... Started Games 5-6 and 13-14 ... Over season's final 15 weeks, shared with rookie Armegis Spearman role of replacing injured starting MLB Brian Simmons ... Played behind Spearman most of season,

but had worked his way into starting MLB job before a hand laceration in Game 14 (Dec. 10 at Tennessee) sidelined him for final two games ... Ross' other missed game was Nov. 19 at New England, due to ankle sprain ... In Paul Brown Stadium inaugural game, Sept. 10 vs. Cleveland, Ross stopped RB Errict Rhett for 1-yard gain on fourth-and-2 play from Cincinnati 3 on game's opening possession ... Finished second on team with 7 tackles (all solo) in Oct. 8 start vs. Tennessee ... Also second on team in tackles (6 solos) in start Oct. 15 at Pittsburgh ... On Nov. 26 vs. Pittsburgh, tied for team lead with 6 tackles (all solo) while playing in reserve role ... Performance vs. Pittsburgh included a 6-yard sack against Kordell Stewart of Bengals' 26 late in second quarter, helping force Steelers to settle for FG attempt ... Promoted to starting job for Dec. 3 game vs. Arizona and had 2 solos with a pass defended. **2001:** Played in every game, finishing second on team in special teams tackles (18) ... Had one start, Oct. 14 vs. Cleveland, subbing for RLB Takeo Spikes, who missed game due to his father's death ... Led team in a 24-14 victory over Browns with 8 tackles (5 solo) ... Had a big play in Bengals' season-opening win Sept. 9 vs. New England, dropping Drew Bledsoe for 6-yard sack to Cincinnati 46 late in first half ... Sidelined in first half Oct. 7 at Pittsburgh with a quad strain, but returned to fill in for Spikes as the starting RLB Oct. 14 vs. Cleveland ... Tied for team lead with 2 special teams tackles Oct. 28 at Detroit ... Led team with 3 special teams stops Dec. 2 against Tampa Bay, and led with 4 on Dec. 16 at N.Y. Jets ... Had 2 solo tackles on defense and 1 special teams stop Dec. 23 at Baltimore ... Led team with 3 special teams tackles in season-ending victory Jan. 6 at Tennessee.

COLLEGE: Joined Colorado State program as a walk-on in 1993, and departed with a No. 5 ranking on school's all-time sacks list (18.0) ... Started his last 25 games as a DE, including 1997 Holiday Bowl, and was named All-WAC Pacific Division as a junior and senior ... Had 3.5 sacks and 15 tackles-for-loss as a senior, and 9.5 sacks and 12 tackles-for-loss as a junior.

PERSONAL: Hometown is San Jose, Calif. ... Earned letters in football, track and basketball at Elk Grove High School, and made scholastic honors list four straight years ... Offseason residence is Sacramento, Calif. ... Has B.S. degree in animal science from Colorado State ... Member of Phi Beta Sigma fraternity ... Enjoys speaking with elementary and junior high students about the value of education ... Hobbies include boating, basketball and PlayStation ... Single ... Full name is Adrian Lamont Ross ... Younger sister, Chaniqua Ross, was 2002 national discus champion at UCLA and is a two-time Pac-10 champ.

ADRIAN ROSS' STATISTICS

YEAR	TEAM	G-S	Defense						Interceptions					Scoring				
			ST	AT	TT	SKS-YDS	PBU	FF	FR-YDS	NO	YDS	AVG	LG	TD	TD	IntRt	FRRT	S PTS
1998	Cincinnati	14-1	12	2	14	0-0	4	0	0-0	1	11	11.0	11	0	—	—	—	—
1999	Cincinnati	16-10	15	3	18	1-7	1	1	0-0	0	0	—	—	0	—	—	—	—
2000	Cincinnati	13-4	31	2	33	1-6	3	0	0-0	0	0	—	—	0	—	—	—	—
2001	Cincinnati	16-1	11	5	16	1-6	0	0	0-0	0	0	—	—	0	—	—	—	—
2002	Cincinnati	16-6	19	9	28	0-0	0	0	0-0	0	0	—	—	0	—	—	—	—
CAREER		75-22	88	21	109	3-19	8	1	0-0	1	11	11.0	11	0	—	—	—	—

YEAR	TEAM	Special Teams								Kickoff Returns					Punt Returns				
		ST	AT	TT	FF	YDS	BP	BFG	BXP	NO	YDS	AVG	FC	LG	TD	NO	YDS	AVG	FC
1998	Cincinnati	7	0	7	0	0-0	0	0	0	—	—	—	—	—	—	—	—	—	—
1999	Cincinnati	4	1	5	0	0-0	0	0	0	—	—	—	—	—	—	—	—	—	—
2000	Cincinnati	5	0	5	0	0-0	0	0	0	—	—	—	—	—	—	—	—	—	—
2001	Cincinnati	18	0	18	0	0-0	0	0	0	—	—	—	—	—	—	—	—	—	—
2002	Cincinnati	10	0	10	0	0-0	0	0	0	—	—	—	—	—	—	—	—	—	—
CAREER		44	1	45	0	0-0	0	0	0	—	—	—	—	—	—	—	—	—	—

ROSS' 2002 GAME-BY-GAME DEFENSIVE STATISTICS

DATE	OPPONENT	ST	AT	TT	SKS-YDS	INT-YDS	PBU	FF	FR-YDS
9-8	SAN DIEGO	0	1	1	0-0	0-0	0	0	0-0
9-15	at Cleveland	1	2	3	0-0	0-0	0	0	0-0
9-22	at Atlanta	8	1	9	0-0	0-0	0	0	0-0
9-29	TAMPA BAY	0	0	0	0-0	0-0	0	0	0-0
10-6	at Indianapolis	1	0	1	0-0	0-0	0	0	0-0
10-13	PITTSBURGH	4	2	6	0-0	0-0	0	0	0-0
10-20	—BYE—								
10-27	TENNESSEE	0	0	0	0-0	0-0	0	0	0-0
11-3	at Houston	1	1	2	0-0	0-0	0	0	0-0
11-10	at Baltimore	0	0	0	0-0	0-0	0	0	0-0
11-17	CLEVELAND	3	1	4	0-0	0-0	0	0	0-0
11-24	at Pittsburgh	0	0	0	0-0	0-0	0	0	0-0
12-1	BALTIMORE	0	0	0	0-0	0-0	0	0	0-0
12-8	at Carolina	0	1	1	0-0	0-0	0	0	0-0
12-15	JACKSONVILLE	0	0	0	0-0	0-0	0	0	0-0
12-22	NEW ORLEANS	0	0	0	0-0	0-0	0	0	0-0
12-29	at Buffalo	1	0	1	0-0	0-0	0	0	0-0
TOTALS		19	9	28	0-0	0-0	0	0	0-0

LS-TE



BRAD ST. LOUIS

Ht: 6-3 Wt: 247

College: Southwest Missouri State

4th year in NFL



48

2002 Games-Starts: 16-0; Career Games-Starts: 43-0

Acquired: D7 '00 (210th overall)

Born: 8-19-76

Returning from a groin muscle tear that sidelined him for the last five games of 2001, St. Louis came back to play every game in '02 ... In addition to long-snapping duties, on which he had no errant snaps, he finished second on the special teams in total snaps played (212) and was credited with 8 special teams tackles ... Did not see game action at the TE spot ... Was the first drafted long-snapping specialist in Bengals history as a seventh-rounder in 2000.

2002 RECAP: All of his 123 long snaps (73 on punts and 50 on place kicks) were on target to the punter/holder ... Helped K Neil Rackers post an 83.3% accuracy rate on

field goals (15-of-18), tied for seventh among all NFL kickers with 15 or more attempts ... St. Louis' 212 total special teams snaps were only four behind team-leader Nicolas Luchey's 216 ... St. Louis' 8 special teams tackles ranked eighth on the team ... Had a special teams tackle in each of the season's last three games.

PREVIOUS SEASONS — 2000: Drafted by Bengals in 7th round (210th overall) ... Signed July 20 ... Rated in coaches' reports with no errant snaps on team-record 94 punt snaps and only one errant snap (bounced to holder) on 42 place-kick snaps ... Ranked second on team in total special teams snaps (270), playing on kick-

off return and punt return units as well as punt and place kick squads ... Ranked eighth in special teams tackles (7) in coaches' film review and tied for 11th in special teams tackles (4) in press box stats. **2001:** Snapped for punts and field goals for first 11 games, but suffered groin muscle tear in practice Dec. 5 and was placed on Injured Reserve list the next day ... Had 6 special teams tackles, sixth-best on team at the time of his season-ending injury ... He tied for eighth place in final special teams tackle totals ... Suffered an injury to his abdomen in the first half Oct. 14 vs. Cleveland, but remained in the game ... Saw action as TE in team's goal-line package in fourth quarter on Oct. 28 at Detroit, when Corey Dillon scored on a 1-yard run ... Made 2 special teams stops on Nov. 11 at Jacksonville ... Saw playing time at tight end Dec. 2 vs. Tampa Bay.

COLLEGE: Earned three-time All-Gateway Confer-

ence honors for Division I-AA Southwest Missouri State ... Finished third on the team with 32 receptions for 371 yards and 4 TDs as a senior ... Closed his career with TD catches of 19 and 5 yards Nov. 20 vs. Indiana State ... Had 26 receptions for 282 yards as a junior, and 30 catches for 349 yards with 3 TDs as a sophomore.

PERSONAL: Hometown is Belton, Mo. ... Born in Waverly, Mo. ... Caught 42 passes for 508 yards and 11 touchdowns over his last two years at Belton High School ... Named his team's Lineman of the Year as a junior ... Won Missouri state championship as a heavyweight prep wrestler, and also competed in track and tennis ... Holds B.S. degree in dietetics from Southwest Missouri State ... Married (wife Michelle) with a son Lance (born 6-4-03) ... Father, Mike, played guard for the B.C. Lions of the Canadian Football League in 1967 and '68 ... Full name is Brad Allen St. Louis.

BRAD ST. LOUIS' STATISTICS

		Special Teams								Kickoff Returns						Punt Returns					
YEAR TEAM	G-S	ST	AT	TT	FF	YDS	BP	BFG	BXP	NO	YDS	AVG	FC	LG	TD	NO	FC	YDS	AVG	LG	TD
2000 Cincinnati	16-0	4	0	4	0	0-0	0	0	0	—	—	—	—	—	—	—	—	—	—	—	—
2001 Cincinnati	11-0	6	0	6	0	0-0	0	0	0	—	—	—	—	—	—	—	—	—	—	—	—
2002 Cincinnati	16-0	8	0	8	0	0-0	0	0	0	—	—	—	—	—	—	—	—	—	—	—	—
CAREER	43-0	18	0	18	0	0-0	0	0	0	—	—	—	—	—	—	—	—	—	—	—	—

TE



MATT SCHOBEL

Ht: 6-5 Wt: 257

College: TCU

2nd year in NFL

2002 Games-Starts: 16-10; **Career Games-Starts:** 16-10

Acquired: D3 '02 (67th overall)

Born: 11-4-78



89

Schobel returns for second pro season, having displayed promise last year or making the TE a bigger part of Bengals pass attack ... His 27 catches were the most by a Bengals TE since 1997 ... Caught at least 1 pass in each of the last 14 games.

2002 PARTICIPATION: Drafted by Bengals in third round (67th overall) ... Bengals traded up to the 67th spot to select Schobel, sending the 73rd selection plus a fifth-round pick to Carolina ... Signed May 10 ... Played in every game, with 10 starts ... Opened the season in No. 2 TE role, but took over No. 1 spot in Game 4 after injury to Sean Brewer ... Started in Games 4-6, 8-9 and 11-15 ... Also was the No. 1 TE for games 7, 10 and 16, but Bengals had no TE in starting lineup in those contests.

2002 HIGHLIGHTS: His 27 catches (for 212 yards) were the most by a Bengals TE since Tony McGee had 34 in 1997 ... Schobel was first Bengals TE with 2 TD catches since McGee had 2 in 1999, and no Bengals TE has had more than 2 since McGee's 6 in '97 ... Schobel's blocking helped Bengals post 10 straight games of 300 or more yards total offense to close the season, and eight of those

10 were 340 or more ... Aided 240-yard rushing output Dec. 22 vs. New Orleans, team's most since 12-3-00 ... Caught his first career TD pass, 8-yarder from Jon Kitna, in the fourth quarter Oct. 27 vs. Tennessee, his only reception of game ... Caught his second TD pass (season-long gain of 20 yards) from Kitna in the fourth quarter Nov. 24 at Pittsburgh, and totaled 3 catches for 37 yards in the game ... Made NFL debut Sept. 8 vs. San Diego, and had first NFL reception Sept. 22 at Atlanta, for 6 yards ... Had 4 receptions for season-high 41 yards in Bengals' Nov. 3 victory at Houston ... Had 4 catches (matching his best total of season) for 32 yards Dec. 1 vs. Baltimore ... Caught 3 passes for 17 yards Dec. 15 vs. Jacksonville.

COLLEGE: Averaged 30 yards per catch on his 5 touchdown receptions as a TCU senior in 2001, including a 67-yarder at Nebraska ... Finished his senior season with 21 catches for 332 yards, though he missed three games with a hamstring injury ... Originally signed with Texas A&M, recruited as a quarterback, and redshirted as an Aggie freshman in 1997 ... Sat out the 1998 season under NCAA transfer rules, and played three seasons (1999-2001) at TCU.

PERSONAL: Hometown is Columbus, Texas... Earned All-America honors from *SuperPrep* as a QB at Columbus High School... Passed for 1134 yards and 13 TDs as a prep senior, while also rushing for 1568 yards

and 19 scores... Psychology major at TCU... Older brother, Aaron, also played at TCU and is in his third season as a DE with the Buffalo Bills... Full name is Matthew Thomas Schobel... Last name is pronounced "SHO-bull."

MATT SCHOBEL'S STATISTICS

			Receiving					Rushing					Scoring					
YEAR	TEAM	G-S	NO	YDS	AVG	LG	TD	ATT	YDS	AVG	LG	TD	TD	TD-R	TD-P	TD-Rt	2-PIC	PTS
2002	Cincinnati	16-10	27	212	7.9	20-1	2	—	—	—	—	—	2	0	2	0	0	12
CAREER		16-10	27	212	7.9	20-1	2	—	—	—	—	—	2	0	2	0	0	12

SCHOBEL'S SINGLE-GAME HIGHS

RECEIVING — Receptions: 4 (twice); most recently vs. Ball. 12-1-02; **Yards:** 41 at Hou. 11-3-02; **Long:** 20 at Pitt. 11-24-02 (TD); **Touchdowns:** 1 (twice); most recently at Pitt. 11-24-02.

SCHOBEL'S 2002 GAME-BY-GAME STATISTICS

DATE	OPPONENT	Receiving					Rushing				
		NO	YDS	AVG	LG	TD	ATT	YDS	AVG	LG	TD
9-8	SAN DIEGO	0	0	—	—	0	—	—	—	—	—
9-15	at Cleveland	0	0	—	—	0	—	—	—	—	—
9-22	at Atlanta	1	6	6.0	6	0	—	—	—	—	—
9-29	TAMPA BAY	1	4	4.0	4	0	—	—	—	—	—
10-6	at Indianapolis	2	15	7.5	11	0	—	—	—	—	—
10-13	PITTSBURGH	1	12	12.0	12	0	—	—	—	—	—
10-20	—BYE—	—	—	—	—	—	—	—	—	—	—
10-27	TENNESSEE	1	8	8.0	8-1	1	—	—	—	—	—
11-3	at Houston	4	41	10.3	14	0	—	—	—	—	—
11-10	at Baltimore	1	8	8.0	8	0	—	—	—	—	—
11-17	CLEVELAND	2	17	8.5	17	0	—	—	—	—	—
11-24	at Pittsburgh	3	37	12.3	20-1	1	—	—	—	—	—
12-1	BALTIMORE	4	32	8.0	11	0	—	—	—	—	—
12-8	at Carolina	2	9	4.5	7	0	—	—	—	—	—
12-15	JACKSONVILLE	3	17	5.7	9	0	—	—	—	—	—
12-22	NEW ORLEANS	1	2	2.0	2	0	—	—	—	—	—
12-29	at Buffalo	1	4	4.0	4	0	—	—	—	—	—
TOTALS		27	212	7.9	20-1	2	—	—	—	—	—

OLB



BRIAN SIMMONS

Ht: 6-3 Wt: 244

College: North Carolina

6th year in NFL



56

2002 Games-Starts: 16-15; **Career Games-Starts:** 63-60

Acquired: D1b '98 (17th overall)

Born: 6-21-75

Simmons is one of the NFL's most athletically gifted linebackers, and the Bengals will make use of his versatility this season in adjusting to personnel changes elsewhere at LB... He's slated to move from the MLB spot to weak-side LB, replacing departed free agent Takeo Spikes, while free agent signee Kevin Hardy takes over in the middle... Simmons has been the most effective pass-rushing MLB in Bengals history, and the switch to the outside will afford him more opportunity to use those skills... He finished second on the team last year with 130 tackles, including 3 sacks, and his 6.5 sacks in 2001 were by far the most in team history for an MLB... Has been over the 100 tackles mark in three of the last four seasons, missing only 2000, when he played in just one game due to an injury... Scored his second career TD last season on a 51-yard INT return.

2002 PARTICIPATION: Played every game for the second straight year and third time in the last four years... Started 15 games at MLB, missing only Oct. 13 vs. Pittsburgh, when he saw limited action in reserve role due to shoulder stinger suffered Oct. 6 at Indianapolis.

2002 HIGHLIGHTS: Ranked second on the team in solo tackles (85) as well as total stops (130)... Had 3 sacks, and led the LBs with 5 passes broken up... Had 51-yard INT return for a TD on Sept. 29 vs. Tampa Bay, jumping a slant route to pick off Brad Johnson pass and give Bengals 7-0 lead in first quarter... The TD vs. Buc was the first of his career on an INT, his second TD overall... Also led the defense vs. Tampa Bay with 10 tackles, including 9 solo stops... Opened the season with 9 tackles Sept. 8 vs. San Diego, including a sack (0 yards) of

Drew Brees ... Led defense with 10 tackles (7 solo) on Sept. 15 at Cleveland ... Had 10 tackles (6 solo) Sept. 22 at Atlanta ... Led team with 11 tackles (7 solo) in victory Nov. 3 at Houston, including his second sack of the season when he brought down David Carr for an 8-yard loss early in the second quarter, forcing a Houston punt ... Had 5 tackles (4 solo) on Nov. 10 at Baltimore, and sacked Jeff Blake for a 4-yard loss in the first quarter ... Led the front seven with 9 tackles (6 solo) on Nov. 24 at Pittsburgh ... Had his season best of 13 tackles (9 solo) on Dec. 8 at Carolina, leading the defense ... Had 7 tackles (all solo) in win Dec. 22 vs. New Orleans, and broke up fourth-down pass attempt from Aaron Brooks to Boo Williams late in third quarter, giving Bengals the ball on downs at the Cincinnati 31-yard line ... Closed the season with 11 tackles (6 solo) on Dec. 29 at Buffalo, ranking second on the team.

PREVIOUS SEASONS — 1998: Drafted by Bengals in first round (17th overall) ... Signed July 27 ... Played in first 3 preseason games, but diagnosed before preseason finale with small cartilage tear in left knee ... Underwent arthroscopic surgery Aug. 27 ... Missed preseason finale and Games 1-2 of regular season ... Played as reserve in Games 3-4 and started Games 5-16 ... Ranked 16th on team with only 4 tackles through the first four games, but averaged more than 6 tackles per game over the season's final 12 games ... Total of 78 tackles for season was tied for second on team ... Made NFL debut Sept. 20 vs. Green Bay, with 1 solo tackle ... Made first start Oct. 11 vs. Pittsburgh and contributed to 25-20 victory with 6 tackles (5 solo) ... Covered field for 13 tackles (11 solo) on Oct. 25 at Oakland, posting what would be the most total tackles by a Bengal in a game all season ... His 11 solos at Oakland tied for most in a game by any Bengal in 1998 ... Had first pro sack Nov. 8 at Jacksonville, dropping Jamie Martin for 3-yard loss in fourth quarter ... Had 9 tackles (8 solo) Nov. 22 vs. Baltimore, tying for team lead in total tackles and leading team in solos ... Also vs. Ravens, forced a fumble by Roosevelt Potts in third quarter, made recovery and returned it 22 yards to Baltimore 36 ... Opened second quarter Dec. 6 vs. Buffalo with 4-yard sack on Doug Flutie, and intercepted Flutie pass on next play at the Bills' 21-yard line, returning it 18 yards to the Bills' 3 to set up Bengals' first TD of game ... Had 4 tackles (3 solo) in victory Dec. 20 at Pittsburgh, and helped force a Steelers punt with an 11-yard sack on Kordell Stewart in the first quarter ... Posted his second double-figure tackles game of the year with 10 (9 solo) on Dec. 27 vs. Tampa Bay. **1999:** Started Games 1-10 at LILB, and moved to MLB for Games 11-16 as defense changed alignment from 3-4 to 4-3 front ... Played 1026 scrimmage snaps, second-most on the defense ... Won the team tackling title by 111-105 over inside LB mate Takeo Spikes, and led the team in solo tackles with 90 while Spikes was second at 82 ... Led or tied for lead in tackles in five straight contests (Games 2-6) ... Credited in coaches' film evaluations with 13 tackles-for-loss, most among LBs, and credited with 8 QB hurries to accompany his 3 sacks ... Opened season Sept. 12 at Tennessee with 5 tackles (3 solo), including 1-yard sack on Steve McNair in second quarter ... Posted what would stand as the highest tackling numbers of the season by a Bengal on Sept.

19 vs. San Diego, recording career-high 15 total and 13 solo ... Tied for team lead Sept. 26 at Carolina with 7 tackles (3 solo), including 2 tackles-for-loss ... Tied for team lead Oct. 3 vs. St. Louis with 6 tackles (all solo) ... Sacked Tim Couch for 11-yard loss in second quarter of victory Oct. 10 at Cleveland, posting 9 total tackles ... Had his second double-digit tackles game of the season on Oct. 17 vs. Pittsburgh, with 10 total and 7 solo ... Led team Oct. 31 vs. Jacksonville with 7 solos ... Sacked Jon Kitna for 8-yard loss in second quarter Nov. 7 at Seattle, and also had 3 additional solo tackles ... Helped key victory Dec. 5 vs. San Francisco with 3 tackles-for-loss and overall tackle total of 8 (6 solo) to tie for team lead ... Tied for the team lead in tackles with 5 on Dec. 12 as the Bengals held visiting Cleveland to an opponents' record-low 11 rushing yards on 11 attempts ... Had 8 tackles (7 solo) in Jan. 2 finale at Jacksonville to fend off a run by Takeo Spikes for team tackling title ... Added 2 passes defended at Jacksonville and recovered a James Stewart fumble in the Cincinnati end zone to halt a Jaguars drive in the first quarter. **2000:** Sideline with torn lateral meniscus cartilage in his right knee on final play of third quarter in season opener Sept. 10 vs. Cleveland ... On weekly inactive list for Games 2-9 ... Underwent arthroscopic surgery Sept. 12 ... Placed on Injured Reserve list Nov. 9 ... Despite playing only three quarters vs. Cleveland, he led team with 9 tackles (7 solo), including 10-yard sack against Tim Couch with a forced fumble (Browns recovered). **2001:** Started every game at MLB ... Led the defense in total snaps, playing 973 of a possible 1013 (96.1%) ... Led the team in tackles-for-loss (8) ... Key player in Bengals' rise to No. 9 rank among NFL defenses, showing he had lost none of his speed and athleticism after missing nearly all of 2000 season with a knee injury ... Had a 56-yard TD run on special teams in victory over Pittsburgh, and made key defensive plays in wins over Baltimore and Detroit ... His career-high total of 6.5 sacks was nearly twice the total any previous Bengals inside linebacker had posted, topping 3.5 mark reached previously by Ron Simkins (1985) and Carl Zander ('86) ... Ranked second on the team in total tackles (139) and solo tackles (79) ... Finished 50 total tackles ahead of third-place finisher Cory Hall, who had 89 ... Tied for team lead with 2 forced fumbles, and tied for lead among LBs in passes broken up (4) ... Made 9 tackles in season-opening win Sept. 9 vs. New England ... Recorded an INT and a sack in victory Sept. 23 vs. Baltimore ... In second quarter vs. Ravens, ended a scoring threat by corraling a tipped pass in the Bengals' end zone and returning it to Bengals' 3-yard line ... Also vs. Ravens, sacked Elvis Grbac for 6-yard loss in fourth quarter ... Recorded 8 tackles Sept. 30 at San Diego, including an 8-yard sack of Doug Flutie ... Had 12 tackles (8 solo) Oct. 7 at Pittsburgh ... Had 7 tackles (5 solo) and a pass broken up in victory Oct. 14 vs. Cleveland ... Finished second on the team with 10 tackles (4 solo) in win Oct. 28 at Detroit, including 1.5 sacks of Lions QB Charlie Batch and a forced fumble ... Simmons' first sack at Detroit came in the first quarter when he dropped Batch for an 8-yard loss and forced a fumble that Reinard Wilson recovered for Cincinnati at the Detroit 22 ... Led team Nov. 11 at Jacksonville with 11 tackles (7 solo) ... Matched his season-high with 12 tackles (9 solo) including a sack, plus a forced fumble, Nov. 25 at Cleveland ... In the Cleveland

game, tackled RB Ben Gay for a 6-yard loss and forced a fumble in the first quarter (Bengals recovered at Cincinnati 18), and sacked Tim Couch in the third quarter for a 5-yard loss ... Had 10 stops (7 solo) Dec. 2 against Tampa Bay, including a 5-yard sack against Brad Johnson in overtime on a third-and-3 play from Bengals' 30, pushing Bucs out of field goal range and forcing a punt ... Jump-started comeback victory Dec. 30 vs. Pittsburgh with a 56-yard TD run on special teams; Simmons took a lateral at Bengals' 44-yard line from Robert Bean, who had scooped up a muffed Steelers' field goal snap, and scored to cut the Pittsburgh lead to 14-7 ... Also vs. Steelers, recorded 6-yard sack of Kordell Stewart on third down, forcing a punt in the fourth quarter to aid Bengals rally ... Finished second on team with 10 tackles (6 solo) in victory Jan. 6 at Tennessee.

COLLEGE: Headliner of a North Carolina defense that ranked No. 2 in the nation in 1997 ... Earned first-team All-America honors from *Associated Press*, *Football News* and *Walter Camp Foundation* ... As a senior,

had 3 sacks, 1 safety, 17 QB pressures and 13 tackles-for-loss ... As a junior, scored on INT returns of 84 yards vs. Louisville and 57 yards vs. Virginia, joining Bill Maceyko as the only players in UNC history with two returns of 50-plus yards ... Did not play in 1993 redshirt freshman year; missed only one game in four seasons from 1994-97.

PERSONAL: Hometown is New Bern, N.C. ... Attended New Bern High School, where he was a winner of the Outstanding Citizenship Award ... Played LB, RB, FB, WR and safety during his prep career ... Lettered in football, basketball, baseball and track in high school ... Offseason residence is Durham, N.C. ... Married (wife Rachel), with a daughter, Brianna (birthdate 6-12-96) ... Chosen as honorary chairman by March of Dimes for the Greater Cincinnati/Northern Kentucky WalkAmerica 2002 ... Sociology major at UNC, and was a member of UNC's 15-player Leadership Committee ... Favorite hobbies are computers, playing recreational sports and watching television ... Full name is Brian Eugene Simmons.

BRIAN SIMMONS' STATISTICS

YEAR TEAM	G-S	Defense							Interceptions					Scoring				
		ST	AT	TT	SKS-YDS	PBU	FF	FR-YDS	NO	YDS	AVG	LG	TD	TD	IntRt	FRRT	S	PTS
1998 Cincinnati	14-12	62	16	78	3-18	2	1	1-22	1	18	18.0	18	0	0	0	0	0	0
1999 Cincinnati	16-16	90	21	111	3-20	5	0	1-0	0	0	—	—	0	0	0	0	0	0
2000 Cincinnati	1-1	7	2	9	1-10	0	1	0-0	0	0	—	—	0	0	0	0	0	0
2001 Cincinnati	16-16	79	60	139	6.5-41	4	2	0-0	1	5	5.0	5	0	*1	0	*1	0	6
2002 Cincinnati	16-15	85	45	130	3-12	5	0	0-0	1	51	51.0	51-1	1	1	1	0	0	6
CAREER	63-60	323	144	467	16.5-101	16	4	2-22	3	74	24.7	51-1	1	*2	1	*1	0	12

		Special Teams							Kickoff Returns					Punt Returns							
YEAR	TEAM	ST	AT	TT	FF	FR-YDS	BP	BFG	BXP	NO	YDS	AVG	FC	LG	TD	NO	YDS	AVG	FC	LG	TD
1998	Cincinnati	5	0	5	0	0-0	0	0	0	—	—	—	—	—	—	—	—	—	—	—	—
1999	Cincinnati	3	2	5	0	0-0	0	0	0	—	—	—	—	—	—	—	—	—	—	—	—
2001	Cincinnati	1	0	1	0	*0-56	0	0	0	—	—	—	—	—	—	—	—	—	—	—	—
CAREER		9	2	11	0	*0-56	0	0	0	—	—	—	—	—	—	—	—	—	—	—	—

*NOTE: Cornerback Robert Bean recovered a fumble Dec. 30, 2001 vs. Pittsburgh on a Steelers field-goal attempt and returned it 10 yards before lateraling the ball to Simmons, who returned it an additional 56 yards for a touchdown.

SIMMONS' 2002 GAME-BY-GAME DEFENSIVE STATISTICS

DATE	OPPONENT	ST	AT	TT	SKS-YDS	INT-YDS	PBU	FF	FR-YDS
9-8	SAN DIEGO	6	3	9	1-0	0-0	0	0	0-0
9-15	at Cleveland	7	3	10	0-0	0-0	0	0	0-0
9-22	at Atlanta	6	4	10	0-0	0-0	0	0	0-0
9-29	TAMPA BAY	9	1	10	0-0	1-51	1	0	0-0
10-6	at Indianapolis	5	3	8	0-0	0-0	1	0	0-0
10-13	PITTSBURGH	0	1	1	0-0	0-0	0	0	0-0
10-20	—BYE—								
10-27	TENNESSEE	3	3	6	0-0	0-0	0	0	0-0
11-3	at Houston	7	4	11	1-8	0-0	1	0	0-0
11-10	at Baltimore	4	1	5	1-4	0-0	1	0	0-0
11-17	CLEVELAND	4	5	9	0-0	0-0	0	0	0-0
11-24	at Pittsburgh	6	3	9	0-0	0-0	0	0	0-0
12-1	BALTIMORE	2	1	3	0-0	0-0	0	0	0-0
12-8	at Carolina	9	4	13	0-0	0-0	0	0	0-0
12-15	JACKSONVILLE	4	4	8	0-0	0-0	0	0	0-0
12-22	NEW ORLEANS	7	0	7	0-0	0-0	1	0	0-0
12-29	at Buffalo	6	5	11	0-0	0-0	0	0	0-0
TOTALS		85	45	130	3-12	1-51	5	0	0-0

TE



DEREK SMITH



43

Ht: 6-4 Wt: 263
College: Kentucky
1st year in NFL*

2002 Games-Starts: 0-0; Career Games-Starts: 0-0
Acquired: FA '02
Born: 10-1-80

Greater Cincinnati native looks to crack Bengals roster after spending last eight weeks of 2002 season on Cincinnati practice squad.

2002 RECAP: Signed April 26 with Indianapolis as rookie free agent ... Had no preseason statistics with Colts, and was waived Sept. 2 ... Signed Nov. 5 to Bengals practice squad ... On practice squad for Games 9-16.

COLLEGE: At Kentucky, led SEC tight ends in overall receiving numbers in consecutive seasons, as a sophomore in 2000 and as a junior in '01 ... Entered NFL following junior season ... First-team all-SEC as sophomore, with 50 catches for 716 yards and 5 TDs, plus 2 two-point conversion catches ... Sophomore performance helped him reach semifinalist level in competition for John Mackey Award, given to nation's top TE ... As a junior, again led SEC tight ends with 30 catches for 396 yards and 4 TDs ...

Played 33 games (19 starts) over three seasons, with career receiving totals of 89 catches, 1224 yards and 9 TDs.

PERSONAL: Hometown is Silver Grove, Ky. ... Played TE and DE at Highlands High School (Fort Thomas, Ky.) ... Earned prep All-America honors and helped team win Class AAA state titles in his sophomore and senior seasons ... Also starred in basketball and baseball in high school ... Has been involved with numerous community service activities, including Ft. Thomas Summer Camp for Handicapped Children and Big Brothers/Big Sisters of Greater Cincinnati ... Majored in agricultural education at Kentucky ... Full name is Christopher Derek Smith.

* — Smith did not earn an accrued year of experience toward NFL free agency in 2002 because he was not on an NFL 53-player roster, a Reserve/Injured list, a Reserve/Physically Unable to Perform list or a Reserve/Non-Football Injury — Europe League list for the required minimum of six games. He is designated a first-year player in 2003.

DE



JUSTIN SMITH



90

Ht: 6-4 Wt: 270
College: Missouri
3rd year in NFL

2002 Games-Starts: 16-16; Career Games-Starts: 31-27
Acquired: D1 '01 (4th overall)
Born: 9-30-79

Smith was the 2002 team leader in sacks (6.5), and he led the defensive line in tackles for the second consecutive year (67) ... Also led the team in sack yardage (59) ... Finished second on the defense in total snaps played ... Was Cincinnati's No. 1 selection in the 2001 NFL Draft, and set a team record in '01 for sacks by a rookie (8.5).

2002 PARTICIPATION: Started every game at RDE ... Played 95.5% of the defensive snaps (934 of 978), finishing second in total snaps to LB Takeo Spikes (971).

A GOOD TWO YEARS: Smith set a Bengals rookie record with 8.5 sacks in 2001, and he led the team with 6.5 last season. His 15 sacks over his first two Bengals seasons are the most by any Bengal in his first two Cincinnati campaigns since 1976-77. In 1976 and '77, Coy Bacon had 27.5 total sacks and Gary Burley had 18.5. Unlike Smith in 2001-02, however, neither Bacon nor Burley were in their first two years in pro football. Bacon was a ninth-year NFL player in 1976, and Burley was a first-year player rather than a true rookie, having been

with the Bengals in '75 but unable to play due to injuries.

2002 HIGHLIGHTS: Smith's line-leading 67 tackles ranked seventh on the team, and he ranked fourth on the team in solo tackles (53) ... Led line with 7 tackles in season opener Sept. 8 vs. San Diego ... Had 7 tackles Sept. 22 at Atlanta, including 11-yard sack against Michael Vick in third quarter ... Had 6 tackles Sept. 29 vs. Tampa Bay, and his deflection of a Brad Johnson pass was intercepted by DT Oliver Gibson ... Had 4 tackles (all solo) in victory Nov. 3 at Houston, and sacked QB David Carr for a 5-yard loss late in the game ... Had 3 tackles (all solo) Nov. 10 at Baltimore, and sacked QB Jeff Blake for 16-yard loss, forcing a Ravens punt, early in second quarter ... Led line with 7 tackles (all solo) Nov. 24 at Pittsburgh ... Finished with 4 tackles (3 solo) Dec. 1 vs. Baltimore, including his fourth sack of season when he brought down QB Jeff Blake in second quarter for 8-yard loss on third down, forcing a Ravens punt ... Led line with 4 tackles (3 solo) Dec. 15 vs. Jacksonville, and logged fifth sack when he took down QB Mark Brunell in first quarter for 5 yards ... Had 3 tackles (all solo) with a sack in win Dec. 22 vs.

New Orleans ... Smith's sack against Saints QB Aaron Brooks was for 8 yards in second quarter on third-and-9 from Bengals' 17; Smith forced a fumble on the play, and Saints recovered, but New Orleans had to settle for FG ... Closed season with 6 tackles (4 solo) Dec. 29 at Buffalo, including shared sack with Takeo Spikes on QB Drew Bledsoe for 6-yard loss.

2001: Drafted by Bengals in first round (fourth overall) ... Signed Sept. 8 and had roster exemption for Sept. 9 season opener vs. New England ... Despite missing all of preseason plus first regular-season game due to contract negotiations, Smith had quick impact on Bengals defense ... Made big plays at crucial times in season-ending wins over Pittsburgh and Tennessee ... Smith's team-record 8.5 sacks by a rookie were second-most by an NFL rookie in 2001, topped only by Pittsburgh LB Kendrell Bell (9.0) ... Smith broke Bengals rookie mark of 8.0 set by LB James Francis in 1990 ... Had 3 sacks Dec. 9 vs. Jacksonville, tied for Bengals' most in a game all season, in leading a line charge that produced a club-record 8 sacks in the game ... Dropped Jaguars' Mark Brunell for losses of 7 and 3 yards in second quarter and for 13 yards in third quarter ... Led defensive line by 13 in solo tackles for the season, 60-47 over DT Oliver Gibson ... Finished second to Gibson among linemen in total tackles, 70-67 ... Smith made his NFL debut Sept. 23 vs. Baltimore, and was credited with solid work in limited action against Pro Bowl LOT Jonathan Ogden, recording 2 tackles ... Recorded first career sack Sept. 30 at San Diego when he tracked down Doug Flutie for 13-yard loss ... Led the line Oct. 7 at Pittsburgh with 8 tackles (7 solo) ... Recorded his second career sack Oct. 14 vs. Cleveland when he blind-sided Tim Couch in fourth quarter for 12-yard loss that helped force a punt ... Recorded 2 solo tackles in his first start, Oct. 21 vs. Chicago ... Recorded his first NFL

interception in first quarter Oct. 28 at Detroit, grabbing a Charlie Batch pass 6 yards behind scrimmage line and returning it 21 yards to Lions' 36 ... Teamed with DE Reinard Wilson for 8-yard sack against Steve McNair Nov. 18 vs. Tennessee, and led line in tackles (8) ... Led defensive line with 7 solo tackles Dec. 2 vs. Tampa Bay, including 2 sacks for 12 yards; it was his first 2-sack game, as he stopped Brad Johnson for losses of 3 and 9 yards ... Recorded his second INT in win Dec. 30 vs. Pittsburgh, grabbing a Kordell Stewart pass deflected by Reinard Wilson and returning 7 yards to Steelers' 32, setting up first of Cincinnati's 2 fourth-quarter TDs ... Set Bengals rookie season sack record (8.5) Jan. 6 at Tennessee as he dropped Steve McNair for 12-yard loss to Cincinnati 32 in second quarter, pushing Titans out of FG range.

COLLEGE: Entered 2001 NFL Draft after junior season at Missouri in which he logged 11 sacks, 24 tackles-for-loss and 97 total tackles ... His sacks and tackles-for-loss set school season records, and he set school sacks record two years in a row, having logged 8 as a sophomore ... Faced frequent double and even triple-team blocking in 2000 as the feature defensive player on a 3-8 team ... Earned first-team All-America honors as a junior from the Football Writers Association and was a unanimous selection to All-Big 12 first team ... Also earned first-team All-Big 12 honors a sophomore ... In 1998, became first true freshman since '86 to start every game for Missouri.

PERSONAL: Hometown is Holt's Summit, Mo. ... All-state and two-time all-district football choice at Jefferson City (Mo.) High School, where he was selected to *Super Prep's* All-America and Top 50 teams as a senior ... Now lives year-round in Cincinnati ... Favorite hobby is weightlifting ... General studies major at Missouri.

JUSTIN SMITH'S STATISTICS

YEAR	TEAM	G-S	Defense							Interceptions					Scoring				
			ST	AT	TT	SKS-YDS	PBU	FF	FR-YDS	NO	YDS	AVG	LG	TD	TD	INTL	FRRL	S	PTS
2001	Cincinnati	15-11	60	7	67	8.5-76	1	0	0-0	2	28	14.0	21	0	—	—	—	—	—
2002	Cincinnati	16-16	53	14	67	6.5-56	1	1	0-0	0	0	—	—	0	—	—	—	—	—
CAREER		31-27	113	21	134	15-132	2	1	0-0	2	28	14.0	21	0	—	—	—	—	—

J. SMITH'S 2002 GAME-BY-GAME DEFENSIVE STATISTICS

DATE	OPPONENT	ST	AT	TT	SKS-YDS	INT-YDS	PBU	FF	FR-YDS
9-8	SAN DIEGO	7	0	7	0-0	0-0	0	0	0-0
9-15	at Cleveland	2	2	4	0-0	0-0	0	0	0-0
9-22	at Atlanta	3	4	7	1-11	0-0	0	0	0-0
9-29	TAMPA BAY	4	2	6	0-0	0-0	1	0	0-0
10-6	at Indianapolis	2	1	3	0-0	0-0	0	0	0-0
10-13	PITTSBURGH	2	0	2	0-0	0-0	0	0	0-0
10-20	—BYE—								
10-27	TENNESSEE	2	0	2	0-0	0-0	0	0	0-0
11-3	at Houston	4	0	4	1-5	0-0	0	0	0-0
11-10	at Baltimore	3	0	3	1-16	0-0	0	0	0-0
11-17	CLEVELAND	0	0	0	0-0	0-0	0	0	0-0
11-24	at Pittsburgh	7	0	7	0-0	0-0	0	0	0-0
12-1	BALTIMORE	3	1	4	1-8	0-0	0	0	0-0
12-8	at Carolina	4	1	5	0-0	0-0	0	0	0-0
12-15	JACKSONVILLE	3	1	4	1-5	0-0	0	0	0-0
12-22	NEW ORLEANS	3	0	3	1-8	0-0	0	1	0-0
12-29	at Buffalo	4	2	6	0.5-3	0-0	0	0	0-0
TOTALS		53	14	67	6.5-56	0-0	1	1	0-0

DT



RON SMITH



68

Ht: 6-3 Wt: 308
College: Lane College
2nd year in NFL

2002 Games-Starts: 5-0; **Career Games-Starts:** 5-0
Acquired: PS (Cin.) '02
Born: 8-18-78

Smith returns for first full season with Bengals after seeing action in five Cincinnati games as a rookie last year ... Began his NFL bid in 2002 as a rookie free agent with Seattle; came to Cincinnati on Aug. 27 and opened the regular season on the practice squad.

2002 RECAP: Signed Jan. 17 with Seattle as rookie free agent ... Played in three preseason games for Seahawks, with 3 tackles (2 solo) ... Waived Aug. 26, and acquired by Bengals on Aug. 27 waiver claim ... Waived by Bengals Sept. 1, and signed Sept. 2 to Bengals practice squad ... On practice squad for Games 1-9 ... Signed Nov. 14 to Bengals 53-player roster ... Inactive Nov. 17 vs. Cleveland, and made his debut in Game 11, Nov. 24 at Pittsburgh ... Also played in Games 12-14 and 16 ... Inactive for Game 15 ... Had 1 tackle on defense in Game 13, Dec. 8 at Carolina.

2001: As a free agent his first year out of college, Smith was offered a contract by the Carolina Panthers, but he did not pass the team physical ... Did not play football in 2001.

COLLEGE: Played two seasons (1999-2000) at Lane College (Jackson, Tenn.) ... Earned a spot in Cactus Bowl all-star game for Division II players after 2000 season ... Played as a sophomore in 1998 at Baylor, and credited with 14 tackles ... Played as a freshman in 1997 at Kemper Military College in Booneville, Mo.

PERSONAL: Hometown is St. Louis, Mo. ... Attended Gateway Tech High School, where he lettered in track and baseball as well as football ... Single ... Favorite hobby is remote control cars.

RON SMITH'S STATISTICS

YEAR	TEAM	G-S	Defense							Interceptions					Scoring			
			ST	AT	TT	SKS-YDS	PBU	FF	FR-YDS	NO	YDS	AVG	LG	TD	TD	Int	FR	S
2001						DID NOT PLAY*				DID NOT PLAY*					DID NOT PLAY*			
2002	Cincinnati	5-0	0	1	1	0-0	0	0	0-0	—	—	—	—	—	—	—	—	—
CAREER		5-0	0	1	1	0-0	0	0	0-0	—	—	—	—	—	—	—	—	—

*NOTE: Smith was not with an NFL team in 2001.

OLB



ARMEGIS SPEARMAN



59

Ht: 6-2 Wt: 251
College: Mississippi
4th year in NFL

2002 Games-Starts: 7-0; **Career Games-Starts:** 22-11
Acquired: CFA '00
Born: 4-5-78

Spearman enters his fourth Bengals season in 2003, looking to break out after two seasons cut short by injuries ... Became a restricted free agent after the '02 season and was signed to an offer sheet by Green Bay, but Bengals retained him by matching the offer on 3-17-03 ... A surprise all-rookie performer in 2000 after signing as an undrafted free agent, he missed all of '01 due to a pre-season pectoral muscle tear, and last season he was sidelined by an ankle sprain after seven games.

2002 RECAP: Played in Games 1-7, but suffered high right ankle sprain Oct. 27 vs. Tennessee ... Placed Nov. 1 on Injured Reserve list ... Had 1 tackle on special teams Sept. 8 vs. San Diego, 1 tackle on defense Sept. 22 at Atlanta, and 1

tackle on special teams Sept. 29 vs. Tampa Bay ... Had no stats and suffered knee strain Oct. 6 at Indianapolis.

PREVIOUS SEASONS — 2000: Signed April 27 with Cincinnati as a rookie free agent, and proved to be an outstanding find ... Spearman joined Washington's LaVar Arrington and Chicago's Brian Urlacher, a pair of high first-round draft picks, as the linebacker trio on the 2000 *Football News* All-Rookie Team ... Was the only non-drafted rookie on the entire *Football News* squad ... Stepped in as primary replacement for MLB Brian Simmons, who was injured in season opener ... Spearman battled through painful shoulder injury to start 11 games and finish third on team in tackles (70) ... In season opener

Sept. 10 vs. Cleveland, replaced injured Simmons as starting MLB in fourth quarter ... Started Games 2-4, but inactive for Game 5, due to aggravation of a preseason left shoulder strain ... Saw limited action in reserve role in Game 6, and returned to starting lineup for Games 7-12 ... In reserve role behind Adrian Ross for Games 13-14, but returned to start Games 15-16, when Ross was sidelined with hand laceration ... In debut as starter, Sept. 17 at Jacksonville, finished second on team with 8 tackles (4 solo) ... Had 15 tackles (9 solo) Sept. 24 at Baltimore, tied for highest total tackle count for a Bengals player all season ... Made a key pass deflection in third quarter of victory Oct. 22 vs. Denver, setting up INT by Chris Carter at the Bengals' 5-yard line ... In win Oct. 29 at Cleveland, helped keep Browns out of end zone in late third quarter by teaming with Billy Granville to stop Travis Prentice for no gain on third-and-goal play from Cincinnati 1-yard line; Cleveland settled for FG ... Credited with 4 tackles (3 solo) vs. New England on Nov. 19, including a combined sack with DT Oliver Gibson on Patriots QB Drew Bledsoe for 6-yard loss that helped force a punt which would later set up Bengals' only TD drive of game ... Yielded starting MLB role to Adrian Ross Dec. 3 vs. Arizona and Dec. 10 at Tennessee, but replaced injured Ross at Tennessee and had 5 tackles (3 solo) ... Returned to starting MLB role in victory Dec. 17 vs. Jacksonville and finished second on team with 8 tackles (6 solo) ... Closed season Dec. 24 at Philadelphia with his second double-figure tackles game of the year, posting 10 (5 solo) despite being sidelined in third quarter with toe and thigh injuries ... Totals at Phila-

delphia included a 12-yard sack against Donovan McNabb in third quarter, most yards on a sack by a Bengals player in 2000 season ... Suffered left shoulder strain in training camp and saw full action in only one preseason game. **2001:** Suffered torn pectoral muscle in preseason finale Aug. 30 vs. Indianapolis ... Placed on the Injured Reserve list Sept. 2 ... Had 6 tackles (all solo) in the preseason.

COLLEGE: Key player as an Ole Miss senior on the nation's fourth-ranked rush defense (76.9 yards per game) ... A four-year letterman and was defensive team captain as a senior ... Made all nine of his regular-season starts as a senior at the strong-side OLB position, but started at MLB against Oklahoma in the Independence Bowl, and was selected to play in Hula Bowl ... Finished second on the team in regular season with 67 tackles (35 solo), and also had 6 tackles-for-loss, 1.5 sacks, 3 passes defended and 3 forced fumbles ... Added 7 tackles in Independence Bowl ... Played in every game as a junior, and made 11 starts at MLB ... Led the team with 84 tackles (43 solo); had 2 sacks, 1 INT and 1 fumble recovery.

PERSONAL: Hometown is Bruce, Miss. ... Earned all-state honors in football at Bruce High School, and was named honorable mention All-America by *USA Today* ... Also lettered in basketball and baseball, and earned Bruce High School award as Most Intellectual ... General business major at Ole Miss ... Hobbies include reading and listening to music ... First name is pronounced "ar-MEE-giss (hard g)."

ARMEGIS SPEARMAN'S STATISTICS

YEAR TEAM	G-S	Defense							Interceptions					Scoring				
		ST	AT	TT	SKS-YDS	PBU	FF	FR-YDS	NO	YDS	AVG	LG	TD	TD	INT	FRR	S	PTS
2000 Cincinnati	15-11	46	24	70	1-12	4	0	0-0	—	—	—	—	—	—	—	—	—	—
2001 Cincinnati	0-0				DID NOT PLAY*				DID NOT PLAY*					DID NOT PLAY*				
2002 Cincinnati	7-0	1	0	1	0-0	0	0	0-0	—	—	—	—	—	—	—	—	—	—
CAREER	22-11	47	24	71	1-12	4	0	0-0	—	—	—	—	—	—	—	—	—	—

YEAR TEAM	Special Teams								Kickoff Returns					Punt Returns				
	ST	AT	TT	FF	FR-YDS	BP	BFG	BXP	NO	YDS	AVG	FC	LG	TD	NO	YDS	AVG	FC
2000 Cincinnati	3	1	4	0	0-0	0	0	0	—	—	—	—	—	—	—	—	—	—
2002 Cincinnati	2	0	2	0	0-0	0	0	0	—	—	—	—	—	—	—	—	—	—
CAREER	5	1	6	0	0-0	0	0	0	—	—	—	—	—	—	—	—	—	—

*NOTE: Spearman was on the Reserve/Injured list for 16 games with Cincinnati in 2001.

IN THE NFL IN 2002...

- Games averaged 43.3 points, the highest average in 19 years (43.7, 1983).
- Games averaged 656.7 yards, the most in seven years (657.8, 1995).
- The passing game exploded. Quarterbacks attempted more passes than ever — 17,292 — and there were 79 300-yard passing games, one less than the most ever in a season (80, 1995).
- Quarterback accuracy was uncanny. The league-wide completion percentage was 59.6, the highest ever.
- There were 11,097 points scored, the most ever in an NFL season.
- Touchdowns set a record. There were 1,270, the most ever in a season.
- The return game provided excitement and touchdowns. There were 39 combined kick-return TDs, the most ever in a season. A season record was set for punt-return touchdowns — 22.
- A record number of games — 25 — went into overtime, breaking the 1995 mark of 21.



Ht: 6-4 Wt: 300
College: Michigan
6th year in NFL

2002 Games-Starts: 16-7; Career Games-Starts: 74-10
Acquired: D4 '98 (105th overall)
Born: 10-4-74

Steele made a career-high seven starts last season, subbing at LDT for injured Oliver Gibson, and posted a career-high 32 tackles ... Versatile vet who can play all line positions, he is the only player to see action in every Bengals game in each of the last four seasons.

2002 PARTICIPATION: Played in Games 1-9 as a reserve and Games 10-16 as starting LDT ... Ran his streak of consecutive Bengals games played to 64, longest streak of Bengals games and/or NFL games on roster as of 7-6-03.

2002 HIGHLIGHTS: Had 4 tackles (all solo) in starting assignment Nov. 24 at Pittsburgh, and matched that season-high total tackles figure with 4 (3 solo) in start on Dec. 15 vs. Jacksonville ... Made the first of his seven starts on Nov. 17 vs. Cleveland and had 3 tackles (2 solo) ... Had 3 tackles (2 solo) and 1 pass broken up Dec. 1 vs. Baltimore ... Had 3 tackles (2 solo) and 1 pass broken up Dec. 22 vs. New Orleans ... Had 3 tackles (2 solo) in season finale Dec. 29 at Buffalo ... Had 1 tackle in each of season's first four games ... Had 2 tackles Oct. 6 at Indianapolis ... Finished with 2 tackles (both solo) Oct. 13 vs. Pittsburgh ... Had 3 tackles on Nov. 10 at Baltimore.

PREVIOUS SEASONS — 1998: Drafted by Bengals in fourth round (105th overall) ... Signed July 14 ... Played in Games 1-8 and 13-14 ... On inactive list with ankle injuries for Games 9-12, and placed on Injured Reserve list Dec. 15, missing Games 15-16 ... Had 7 tackles (6 solo) in his 10 regular-season games ... Made NFL debut with 1 solo tackle Sept. 6 vs. Tennessee ... Led line with 3 tackles (2 solo) Sept. 20 vs. Green Bay ... Suffered left ankle sprain Oct. 11 vs. Pittsburgh, which limited his playing time ... Suffered right ankle injury in first quarter Nov. 1 vs. Denver; completed game against Broncos, but injury was later determined to be torn right ankle ligament ... On inactive list for next four games, and returned to action with 1 solo tackle Dec. 6 vs. Buffalo ... Also had 1 solo Dec. 13 at Indianapolis, but reinjured right ankle and was placed on Injured Reserve Dec. 15. **1999:** Played in every game, made his first NFL start and his 14 tackles doubled his total from his rookie year ... Ranked second among defensive linemen in special teams snaps (126) ... Played as a reserve in Games 1-10 and 12-16, and started at LDT in Game 11, Nov. 21 vs. Baltimore, as Bengals switched from 3-4 to 4-3 front ... Steele's QB pressure against Jon Kitna Nov. 7 at Seattle helped force an interception by LB Takeo Spikes ... Steele had 3 solo tackles at Seattle, and matched that the next week vs. Tennessee ... Recorded 2 solo tackles Sept. 19 vs. San Diego and Jan. 2 at Jacksonville. **2000:** Played in every game for second straight season ... Had one start, Oct. 15 at Pitts-

burgh, as he was moved ahead of the injured Tom Barndt at RDT ... Claimed his first NFL sack Oct. 8 at Tennessee, dropping Steve McNair for 7-yard loss ... Had 5 tackles total at Tennessee (3 solos), his high for the year ... Made key play in third quarter of victory Dec. 3 vs. Arizona, sacking Jake Plummer for a 10-yard loss on a third-and-goal play from Bengals' 4-yard line ... Cardinals settled for field goal attempt, which missed ... Had no tackles in victory Oct. 29 at Cleveland, but credited in coaches' reports for effective goal-line play ... Closed season with 2 solos Dec. 24 at Philadelphia. **2001:** Saw regular action in the line rotation at DT, with one start, and made key plays in Oct. 14 victory vs. Cleveland ... Finished season with 14 tackles (8 solo), a sack, a forced fumble, a fumble recovery and 2 passes broken up ... Teamed with Reinard Wilson to sack Elvis Grbac for 5-yard loss on final play of first half in victory Sept. 23 vs. Baltimore ... Received extra playing time Oct. 14 vs. Cleveland due to injury to RDT Tony Williams and made the most of it, recovering a mishandled Browns handoff at Cleveland 31 to help set up 42-yard Neil Rackers FG that extended Bengals' lead to 13-7 in third quarter ... Also vs. Browns, stopped RB James Jackson for no gain on third-and-1 play at Cleveland 45 in third quarter, forcing a punt ... Had 3 solo tackles in start Oct. 21 vs. Chicago, stopping RB James Allen for 1-yard losses on two separate drives ending in punts ... Had 3 tackles (1 solo) Oct. 28 at Detroit, including a shared sack and a forced fumble ... Forced Lions QB Charlie Batch to fumble in first quarter as he teamed with Reinard Wilson on a sack (Lions recovered).

COLLEGE: Finished his Michigan career ranked second in school history in sacks (24) and third in tackles-for-loss (45) ... Earned All-America honors from American Football Coaches Association as a senior, when he recorded 48 tackles (32 solo) with 7 sacks for 48 yards and 14 TFL for 62 yards ... Excelled in 1997 victory over Ohio State with 5 solo tackles, 2 sacks, 3 TFL and a fumble recovery ... Started every game as a junior, with 54 tackles (37 solo), 6 sacks for 25 yards and 15 TFL for 53 yards ... Had career-high 65 tackles (33 solo) as a sophomore, with 8 sacks for 51 yards and 12 TFL for 59 yards.

PERSONAL: Hometown is Ligonier, Ind., where he was four-year varsity starter in football at West Noble High School ... Played MLB as a senior, but was known more as an offensive star at TE and FB ... Also a three-year prep varsity basketball starter, averaging 19.5 points and 12.5 rebounds ... Earned bachelor's degree from Michigan ... Married (wife Amber) ... Offseason residence is Ft. Wright, Ky. (In Greater Cincinnati) ... Hobbies include golf, fishing and hunting ... Full name is James Lendale Steele Jr.

GLEN STEELE'S STATISTICS

YEAR TEAM	G-S	Defense						FR-YDS	Interceptions					Scoring			
		ST	AT	TT	SKS-YDS	PBU	FF		NO	YDS	AVG	LG	TD	TD	Int/RT	FR/RT	\$ PTS
1998 Cincinnati	10-0	6	1	7	0-0	0	0	0-0	—	—	—	—	—	—	—	—	—
1999 Cincinnati	16-1	13	1	14	0-0	0	0	0-0	—	—	—	—	—	—	—	—	—
2000 Cincinnati	16-1	13	4	17	2-17	0	0	0-0	—	—	—	—	—	—	—	—	—
2001 Cincinnati	16-1	8	6	14	1-4.5	2	1	1-0	—	—	—	—	—	—	—	—	—
2002 Cincinnati	16-7	22	10	32	0-0	2	0	0-0	—	—	—	—	—	—	—	—	—
CAREER	74-10	62	22	84	3-21.5	4	1	1-0	—	—	—	—	—	—	—	—	—

STEELE'S 2002 GAME-BY-GAME DEFENSIVE STATISTICS

DATE	OPPONENT	ST	AT	TT	SKS-YDS	INT-YDS	PBU	FF	FR-YDS
9-8	SAN DIEGO	0	1	1	0-0	0-0	0	0	0-0
9-15	at Cleveland	0	1	1	0-0	0-0	0	0	0-0
9-22	at Atlanta	1	0	1	0-0	0-0	0	0	0-0
9-29	TAMPA BAY	1	0	1	0-0	0-0	0	0	0-0
10-6	at Indianapolis	2	0	2	0-0	0-0	0	0	0-0
10-13	PITTSBURGH	2	0	2	0-0	0-0	0	0	0-0
10-20	—BYE—								
10-27	TENNESSEE	0	0	0	0-0	0-0	0	0	0-0
11-3	at Houston	0	0	0	0-0	0-0	0	0	0-0
11-10	at Baltimore	1	2	3	0-0	0-0	0	0	0-0
11-17	CLEVELAND	2	1	3	0-0	0-0	0	0	0-0
11-24	at Pittsburgh	4	0	4	0-0	0-0	0	0	0-0
12-1	BALTIMORE	2	1	3	0-0	0-0	1	0	0-0
12-8	at Carolina	0	1	1	0-0	0-0	0	0	0-0
12-15	JACKSONVILLE	3	1	4	0-0	0-0	0	0	0-0
12-22	NEW ORLEANS	2	1	3	0-0	0-0	1	0	0-0
12-29	at Buffalo	2	1	3	0-0	0-0	0	0	0-0
TOTALS		22	10	32	0-0	0-0	2	0	0-0

TE



TONY STEWART



86

Ht: 6-5 Wt: 260
College: Penn State
3rd year in NFL

2002 Games-Starts: 3-0; Career Games-Starts: 6-1
Acquired: PS (Phil.) '02
Born: 8-9-79

Rangy, impressively built tight end played in the last three Bengals games in 2002 season after being signed from Philadelphia's practice squad ... Saw action at TE as well as on special teams in all three games ... Scored a TD in his first NFL game, playing for Eagles in 2001.

2002 RECAP: Spent preseason with Philadelphia, and was on inactive list for Eagles' season opener Sept. 8 at Tennessee ... Waived Sept. 11, and signed Sept. 12 to Philadelphia practice squad ... Signed from Eagles practice squad to Bengals 53-player roster Nov. 23 ... On Bengals inactive list for Games 11-13 ... Made Cincinnati playing debut Dec. 15 vs. Jacksonville and had a 6-yard reception ... Also played Dec. 22 vs. New Orleans and Dec. 29 at Buffalo.

2001: Drafted by Philadelphia in fifth round (147th overall) ... Signed on May 22 ... Played in Games 11, 12 and 16, and was inactive for 13 games ... Made his NFL debut in an ESPN Thursday night game, Nov. 29 at Kansas City, and had 2 catches for 11 yards, including a 1-yard TD pass from Donovan McNabb ... The TD at K.C. was a key blow in Eagles' 23-10 victory, as it put Philadelphia ahead

20-3 in third quarter ... Stewart became first Eagle since Charlie Garner in 1994 to score a TD in his first game ... Made first NFL start Jan. 6 at Tampa Bay, catching 3 passes for 41 yards ... Finished season with 5 catches for 52 yards.

COLLEGE: Two-year starter at Penn State ... Finished career with 59 receptions for 861 yards and 3 TDs ... As a senior, became the first TE since 1979 to lead the Nittany Lions in receiving (38-451, 2 TDs) ... His 38 catches as a senior set a Penn State season record for a TE ... Earned honorable mention All-America honors from *Football News* as a senior, and earned a bid to the 2001 Hula Bowl.

PERSONAL: Born in Lohne, Germany, where he lived with his military family until age 3 ... Attended high school in Allentown, Pa., earning All-American first-team honors at Allentown Central Catholic ... Full name is Tony Alexander Stewart ... Stewart's father, Malcolm, was in the U.S. Army, and Stewart's mother, Gisela, is a native German ... Stewart is fluent in German ... Hobbies include building remote control vehicles, muscle cars and playing pocket billiards ... Married (wife Kara) ... Offseason residence is Marlton, N.J.

VETERANS

TONY STEWART'S STATISTICS

YEAR	TEAM	G-S	Receiving					Rushing					Scoring					
			NO	YDS	AVG	LG	TD	ATT	YDS	AVG	LG	TD	TD	TD-R	TD-P	TD-RI	2-PIC	PTS
2001	Philadelphia	3-1	5	52	10.4	15	1	—	—	—	—	—	1	0	1	0	0	6
2002	Philadelphia	0-0	DID NOT PLAY*					DID NOT PLAY*					DID NOT PLAY*					
	Cincinnati	3-0	1	6	6.0	6	0	—	—	—	—	—	0	0	0	0	0	0
PHIL. TOTALS		3-1	5	52	10.4	15	1	—	—	—	—	—	1	0	1	0	0	6
CIN. TOTALS		3-0	1	6	6.0	6	0	—	—	—	—	—	0	0	0	0	0	0
CAREER		6-1	6	58	9.7	15	1	—	—	—	—	—	1	0	1	0	0	6

		Special Teams								Kickoff Returns						Punt Returns								
YEAR	TEAM	ST	AT	TT	FF	FR-			BP	BFG	BXP	NO	YDS	AVG	FC	LG	TD	NO	YDS	AVG	FC	LG	TD	
						YDS	0-0	0-0																
2001	Philadelphia	1	0	1	0	0-0	0	0	0															
CAREER		1	0	1	0	0-0	0	0	0															

STEWART'S SINGLE-GAME HIGHS

RECEIVING — Receptions: 3 at T.B. 1-6-02 (for Phil.); Yards: 41 at T.B. 1-6-02 (for Phil.); Long: 15 at T.B. 1-6-02 (for Phil.); Touchdowns: 1 at K.C. 11-29-01 (for Phil.).

POSTSEASON

			Receiving					Rushing					Scoring					
YEAR	TEAM	G-S	NO	YDS	AVG	LG	TD	ATT	YDS	AVG	LG	TD	TD	TD-R	TD-P	TD-RI	2-PIC	PTS
2001	Philadelphia	0-0	DID NOT PLAY*					DID NOT PLAY*					DID NOT PLAY*					
CAREER		0-0	0	0	—	—	0	—	—	—	—	—	—	—	—	—	—	—

*NOTE: Stewart was inactive for one game and on the practice squad for nine games with Philadelphia in 2002. He was inactive for all three of Philadelphia's playoff games in 2001.

G



THATCHER SZALAY



66

Ht: 6-4 Wt: 303
College: Montana
2nd year in NFL

2002 Games-Starts: 1-0; Career Games-Starts: 1-0
Acquired: CFA '02
Born: 1-18-79

Tough performer from the NCAA Division I-AA ranks, Szalay was the only college free agent to make Bengals 53-player roster out of training camp in 2002 ... Stayed on the roster all season and played in one game ... Earned multiple All-America honors while helping lead Montana to a 15-1 record and the national championship in 2001.

2002 RECAP: Signed with Bengals as a college free agent April 23 ... Played in all four preseason games ... Saw his only regular-season action Oct. 13 vs. Pittsburgh on special teams ... Was active on a game day for first time Oct. 6 at Indianapolis, but did not play ... Inactive for Games 1-4 and 7-16.

COLLEGE: Key performer and team captain for a Montana offense that averaged 419.2 yards and 33.8 points per game while winning 2001 national title in Division I-AA ... Earned All-America honors as a junior and

a senior, and over a four-year career, he helped lead the Grizzlies to a 45-10 record with four Big Sky Conference titles and four NCAA playoff berths ... Was the only sophomore on the 1999 All-Big Sky first team.

PERSONAL: Hometown is Whitefish, Mont. ... Attended Whitefish High School; earned four letters in tennis and two in football ... To be married in mid-July of 2003 (fiancée's first name is Katy) ... An avid outdoorsman ... Offseason residence is Missoula, Mont. ... Elementary education major at Montana; three-time All-Big Sky Academic Team member ... Last name is pronounced "zuh-LAY."

THATCHER SZALAY'S STATISTICS

YEAR	TEAM	GAMES	STARTS
2002	Cincinnati	1	0
CAREER		1	0



LAMONT THOMPSON



24

Ht: 6-1 **Wt:** 220

College: Washington State

2nd year in NFL
2002 Games-Starts: 13-0; **Career Games-Starts:** 13-0

Acquired: D2 '02 (41st overall)

Born: 7-30-78

Bengals' second-round pick in the 2002 NFL Draft, Thompson saw action in every game last season until torn knee cartilage sidelined him for final three contests ... Bengals' highest-drafted safety since first-rounder Darryl Williams in 1994, Thompson set a Pac-10 Conference career INTs record (24) ... An athletic 220-pounder who saw some time at CB and WR during his college career.

2002 PARTICIPATION: Drafted by Cincinnati in second round (41st overall) ... Signed July 25, the first day of training camp ... Played in Games 1-13, but suffered torn right knee cartilage Dec. 8 at Carolina ... Underwent surgery Dec. 10 and was placed on Injured Reserve list Dec. 11.

2002 HIGHLIGHTS: Finished with 9 tackles (8 solo), 4 special teams tackles, and 1 INT ... Had his first pro INT off QB David Carr's deflected pass early in the fourth quarter Nov. 3 at Houston, returning 4 yards to Bengals' 41 ... Had 1 tackle and 1 special teams stop in NFL debut Sept. 8 vs. San Diego ... Had 2 tackles Sept. 22 at Atlanta ... Had

1 tackle on defense and 2 tackles on special teams Oct. 27 vs. Tennessee ... Had 1 tackle Dec. 1 vs. Baltimore and suffered a cervical strain, but played Dec. 8 at Carolina and had 1 tackle before suffering knee injury.

COLLEGE: Was a mainstay in Washington State secondary, playing 44 games with 34 career starts ... In addition to his Pac-10 record 24 INTs, he had 257 tackles (168 solo) and 22 passes broken up ... Started every game as a senior in 2001, with school-record 10 INTs, and earned first-team All-America honors from *Associated Press* ... Semifinalist after his senior season for Jim Thorpe Award, given to nation's top DB ... His strong senior season was a comeback year, as he had missed entire 2000 season on medical redshirt status due to a neck sprain.

PERSONAL: Hometown is Richmond, Calif. ... Attended El Cerrito High School ... Social science major at Washington State ... Enjoys reading poetry, travel and playing recreational outdoor sports ... Full name is Lamont Darnell Thompson.

LAMONT THOMPSON'S STATISTICS

			Defense						Interceptions					Scoring					
YEAR	TEAM	G-S	ST	AT	TT	SKS-YDS	PBU	FF	FR-YDS	NO	YDS	AVG	LG	TD	TD	INT	FR	S	PTS
2002	Cincinnati	13-0	8	1	9	0-0	1	0	0-0	1	4	4.0	4	0	—	—	—	—	—
CAREER		13-0	8	1	9	0-0	1	0	0-0	1	4	4.0	4	0	—	—	—	—	—

YEAR TEAM	Special Teams								Kickoff Returns					Punt Returns				
	ST	AT	TT	FF	FR-YDS	BP	BFG	BXP	NO	YDS	AVG	FC	LG	TD	NO	YDS	AVG	FC
2002 Cincinnati	4	0	4	0	0-0	0	0	0	—	—	—	—	—	—	—	—	—	—
CAREER	4	0	4	0	0-0	0	0	0	—	—	—	—	—	—	—	—	—	—

THOMPSON'S 2002 GAME-BY-GAME DEFENSIVE STATISTICS

DATE	OPPONENT	ST	AT	TT	SKS-YDS	INT-YDS	PBU	FF	FR-YDS
9-8	SAN DIEGO	1	0	1	0-0	0-0	0	0	0-0
9-15	at Cleveland	1	0	1	0-0	0-0	0	0	0-0
9-22	at Atlanta	2	0	2	0-0	0-0	0	0	0-0
9-29	TAMPA BAY	0	0	0	0-0	0-0	0	0	0-0
10-6	at Indianapolis	0	0	0	0-0	0-0	0	0	0-0
10-13	PITTSBURGH	1	0	1	0-0	0-0	0	0	0-0
10-20	—BYE—								
10-27	TENNESSEE	1	0	1	0-0	0-0	0	0	0-0
11-3	at Houston	0	0	0	0-0	1-4	1	0	0-0
11-10	at Baltimore	0	0	0	0-0	0-0	0	0	0-0
11-17	CLEVELAND	0	1	1	0-0	0-0	0	0	0-0
11-24	at Pittsburgh	0	0	0	0-0	0-0	0	0	0-0
12-1	BALTIMORE	1	0	1	0-0	0-0	0	0	0-0
12-8	at Carolina	1	0	1	0-0	0-0	0	0	0-0
12-15	JACKSONVILLE				RESERVE / INJURED				
12-22	NEW ORLEANS				RESERVE / INJURED				
12-29	at Buffalo				RESERVE / INJURED				
TOTALS		8	1	9	0-0	1-4	1	0	0-0

DT



JOHN THORNTON



97

Ht: 6-3 Wt: 297
 College: West Virginia
 5th year in NFL

2002 Games-Starts: 16-16 (Tenn.); Career Games-Starts: 51-35
 Acquired: UFA (Tenn.) '03
 Born: 10-2-76

A key performer for the highly ranked defense of AFC South champion Tennessee, Thornton signed with Cincinnati as an unrestricted free agent on 3-8-03 ... His strength and aggressive play helped Titans allow NFL's second-fewest rushing yards (89.0 per game) and rank 10th overall on defense in 2002 ... Versatile, athletic tackle who can also play DE.

2002 PARTICIPATION: Started every game, including two postseason contests ... Started at LDT except for Games 6-7 (vs. Jacksonville and at Cincinnati), when he filled in at RDE for injured Carlos Hall ... Played through a late-season left ankle injury.

2002 HIGHLIGHTS: For the regular season, totaled 44 tackles (21 solo), 2 sacks, 12 QB pressures, 2 tackles-for-loss and 2 passes defended ... Tied his previous career high for sacks in a game with 1.5 on Sept. 22 vs. Cleveland, and totaled 6 tackles with a season-high 3 QB pressures ... Made the first of his two starts at RDE on Oct. 13 vs. Jacksonville and had 7 tackles, tied for season high, with a shared sack as Titans won 23-14 ... The victory over Jacksonville halted a four-game losing streak and opened a stretch that would see Titans go 10-1 in their final 11 regular-season games ... Started at RDE for second straight game Oct. 27 at Cincinnati, and his 7-tackle effort included a crucial play in 30-24 victory, a stop on HB Corey Dillon on no gain on a fourth-and-goal play from 1-yard line with 1:13 remaining ... Returned to LDT spot Nov. 3 at Indianapolis and posted 3 tackles in 23-15 win ... Had 3 tackles and 2 QB pressures in victory Nov. 17 vs. Pittsburgh ... Had 3 tackles Dec. 16 vs. New England as Titans won 24-7 on Monday Night Football and held Patriots to season-low 176 yards ... Saw limited action in regular season finale Dec. 29 at Houston due to left ankle injury ... Had 2 tackles and 2 QB pressures in Divisional playoff win Jan. 11 vs. Pittsburgh ... Had 1 tackle in AFC title game Jan 19 at Oakland.

CAN'T BEAT 'EM? SIGN 'EM: Thornton was a major thorn in the Bengals' side during his term in Tennessee. In last season's 30-24 Titans win at Paul Brown Stadium, he was credited as one of the Titans who stopped Bengals HB Corey Dillon on a fourth-and-goal run from the 1-yard line late in the fourth quarter. And in a 23-14 Tennessee win at Cincinnati in 2000, Thornton blocked a field goal try, recovered a fumble and added 3 tackles.

PREVIOUS SEASONS — 1999: Drafted by Tennessee in second round (52nd overall) ... Signed July 26

... Played in every game, with three starts, and played in all four postseason games as Titans advanced to Super Bowl XXXIV vs. St. Louis ... His 4.5 sacks in regular season led all rookie defensive tackles, and he was named to *Pro Football Weekly's* All-Rookie team ... Totaled 33 tackles for the season, with 4 QB pressures and 4 tackles-for-loss ... Made NFL debut Sept. 12 with 1 tackle vs. Cincinnati ... In his second pro game, Sept. 19 vs. Cleveland, credited with 1.5 sacks against Browns' Tim Couch ... Made first NFL start Oct. 3 at San Francisco and had season-high 5 tackles, including 2 for-loss ... Sacked Stoney Case in start Oct. 10 vs. Baltimore ... Had a sack among his 3 tackles in start Dec. 19 vs. Atlanta ... Had 4 tackles and a sack in season finale Jan. 2 at Pittsburgh ... Had 4 tackles in postseason, including 2 on Jan. 8 vs. Buffalo. **2000:** Started every game for defending AFC champs and had career-high 55 tackles, with 4 sacks ... Had season-high 8 tackles Sept. 3 at Buffalo ... Had 4 tackles with a sack of Elvis Grbac in win Sept. 10 vs. Kansas City ... Had 5 tackles in win Sept. 24 at Pittsburgh ... Had 3 tackles, a fumble recovery and a blocked FG try in win Oct. 8 at Cincinnati ... Sacked Mark Brunell in Monday night win Oct. 16 vs. Jacksonville, and sacked Brad Johnson in Monday night win Oct. 30 at Washington ... His 5 tackles Nov. 12 vs. Baltimore included a sack of Trent Diller ... Had 1 tackle in reserve role in Divisional playoff loss Jan. 7 vs. Baltimore. **2001:** Played only in season's first three games before missing final 13 contests with subluxed right shoulder ... Underwent surgery in November, and was placed on Injured Reserve list Nov. 8.

COLLEGE: Two-time All-Big East selection at West Virginia ... Was Mountaineers' defensive co-captain as a senior, and earned first-team All-America honors from *The Sports Network* ... Started every game for his last three seasons, and as a junior, was named to All-American Strength Team by National Strength Coaches Association ... Played from 1995-98, and was redshirted in '94.

PERSONAL: Hometown is Philadelphia, Pa. ... Attended Scotland School for Veterans' Children in central Pennsylvania, and was a first-team all-state pick for small schools in football while helping lead basketball team to state title ... Has been active in charitable and community affairs, and teamed with Papa John's Pizza in Nashville to initiate a program called Papa John's Pep Talks, in which he spoke at local schools about making good choices and treated students to pizza parties ... Married (wife Allison), with a son, Jalen (born 1-23-01) ... Full name is John Jason Thornton.

JOHN THORNTON'S STATISTICS

YEAR	TEAM	G-S	Defense							Interceptions					Scoring				
			ST	AT	TT	SKS-YDS	PBU	FF	FR-YDS	NO	YDS	AVG	LG	TD	TD	IntRt	FRRI	S	PTS
1999	Tennessee	16-3	23	10	33	4.5-40	0	0	0-0	—	—	—	—	—	0	0	0	1	2
2000	Tennessee	16-16	27	28	55	4-30	1	0	1-0	—	—	—	—	—	0	0	0	0	0
2001	Tennessee	3-0	0	0	0	0-0	1	0	0-0	—	—	—	—	—	0	0	0	0	0
2002	Tennessee	16-16	21	23	44	2-8	2	0	0-0	—	—	—	—	—	0	0	0	0	0
CAREER			51-35	71	61	132	10.5-78	4	0	1-0	—	—	—	—	0	0	0	1	2

MISCELLANEOUS STATISTICS: 1 blocked field goal attempt in 2000.

— THORNTON'S 2002 GAME-BY-GAME DEFENSIVE STATISTICS (FOR TENNESSEE) —

DATE	OPPONENT	ST	AT	TT	SKS-YDS	INT-YDS	PBU	FF	FR-YDS
9-8	PHILADELPHIA	1	0	1	0-0	0-0	0	0	0-0
9-15	at Dallas	1	0	1	0-0	0-0	0	0	0-0
9-22	CLEVELAND	1	5	6	1.5-8	0-0	1	0	0-0
9-29	at Oakland	0	0	0	0-0	0-0	0	0	0-0
10-6	WASHINGTON	1	1	2	0-0	0-0	0	0	0-0
10-13	JACKSONVILLE	6	1	7	0.5-0	0-0	0	0	0-0
10-20	—BYE—								
10-27	at Cincinnati	3	4	7	0-0	0-0	0	0	0-0
11-3	at Indianapolis	1	2	3	0-0	0-0	0	0	0-0
11-10	HOUSTON	0	1	1	0-0	0-0	1	0	0-0
11-17	PITTSBURGH	2	1	3	0-0	0-0	0	0	0-0
11-24	at Baltimore	2	2	4	0-0	0-0	0	0	0-0
12-1	at N.Y. Giants	2	2	4	0-0	0-0	0	0	0-0
12-8	INDIANAPOLIS	0	1	1	0-0	0-0	0	0	0-0
12-16	NEW ENGLAND	1	2	3	0-0	0-0	0	0	0-0
12-22	at Jacksonville	0	1	1	0-0	0-0	0	0	0-0
12-29	at Houston	0	0	0	0-0	0-0	0	0	0-0
TOTALS		21	23	44	2-8	0-0	2	0	0-0

— POSTSEASON —

YEAR	TEAM	G-S	Defense							Interceptions					Scoring				
			ST	AT	TT	SKS-YDS	PBU	FF	FR-YDS	NO	YDS	AVG	LG	TD	TD	IntRt	FRRI	S	PTS
1999	Tennessee	4-0	2	2	4	0-0	0	0	0-0	—	—	—	—	—	—	—	—	—	—
2000	Tennessee	1-0	0	1	1	0-0	0	0	0-0	—	—	—	—	—	—	—	—	—	—
2002	Tennessee	2-2	0	3	3	0-0	0	0	0-0	—	—	—	—	—	—	—	—	—	—
CAREER			7-2	2	6	0-0	0	0	0-0	—	—	—	—	—	—	—	—	—	—

BENGALS DOUBLE-DIGIT CLUB

Through 2002, 20 players shared the distinction of having played 10 or more seasons for the Bengals:

Player, Pos.	Years	Seasons	Player, Pos.	Years	Seasons
Ken Anderson, QB	16	1971-86	Glenn Cameron, LB	11	1975-85
Ken Riley, CB	15	1969-83	Rodney Holman, TE	11	1982-92
Reggie Williams, LB	14	1976-89	Lee Johnson, P-K	11	1988-98
Jim Breech, K	13	1980-92	Max Montoya, G-OT	11	1979-89
Anthony Munoz, OT	13	1980-92	Louis Breeden, CB	10	1978-87
Joe Walter, OT	13	1985-97	Boomer Esiason, QB	10	1984-92, 97
Isaac Curtis, WR	12	1973-84	Dave Lapham, G	10	1974-83
Bob Johnson, C	12	1968-79	Pat McNally, P-WR	10	1976-85
Bruce Kozerski, OL	12	1984-95	Bob Trumpy, TE-WR	10	1968-77
Tim Krumrie, NT	12	1983-94			
Jim LeClair, LB	12	1972-83			



Ht: 5-11 **Wt:** 195
College: Florida State
4th year in NFL

2002 Games-Starts: 15-10; **Career Games-Starts:** 47-40
Acquired: D1 '00 (4th overall)
Born: 6-19-77

Warrick led the team last season in TD catches (6), and ranked second behind Chad Johnson in receptions (53) and receiving yards (606) ... Posted key offensive numbers in wins over Houston and New Orleans ... Made quick comeback from serious chest injury to finish season on a strong note ... Warrick's 70 catches in 2001 were most ever by a Bengals WR other than Carl Pickens, and no Bengal has caught as many in his rookie and sophomore Cincinnati seasons as Warrick's 121 in 2000-01 ... Has had at least one catch in all 47 career games in which he has played.

2002 PARTICIPATION: Played in 15 games ... Had played every game of career until missing the Dec. 15 game vs. Jacksonville with bruised lung and chest contusion ... Suffered injury in the second quarter Dec. 8 at Carolina, and came back to play the second half of that game before being declared out for the following week's contest vs. Jacksonville ... Returned to the lineup Dec. 22 vs. New Orleans ... For the season, made 10 starts and played in the WR rotation in the other five games.

2002 HIGHLIGHTS: Warrick's 6 TD catches bettered his combined total of 5 from his first two seasons ... Finished second on team in total TDs to HB Corey Dillon, who had 7 ... Led the team in catches and receiving yards in Bengals wins on Nov. 3 at Houston and Dec. 22 vs. New Orleans ... Had 7 catches for 86 yards at Houston, with a 33-yard TD reception that gave Bengals a 24-3 lead in the second quarter ... Against New Orleans, led the team with 7 catches and 71 yards, with a 30-yard TD reception from Jon Kitna in the first quarter ... On Dec. 8 at Carolina, despite second-quarter chest injury, Warrick had first 2-TD game of career, taking a Jon Kitna swing pass 37 yards for a TD in first quarter and catching 3-yarder in end zone in second quarter ... Opened season with team-leading 4 catches (35 yards) Sept. 8 vs. San Diego ... Led team with 34 receiving yards Sept. 22 at Atlanta, and his 4 catches tied for team lead ... Led team with 51 receiving yards Sept. 29 vs. Tampa Bay, and 4 catches tied for team lead ... Had first TD catch of season, a 30-yarder from Jon Kitna, as part of a 4-for-54 day Oct. 6 at Indianapolis ... Had 5 catches for 33 yards Nov. 10 at Baltimore, including a 3-yard TD catch in the fourth quarter ... Finished 8-for-22 rushing on season, and his 184 career rushing yards are most by any Bengals WR, topping Eddie Brown (1985-91), who was the leader at 164 going into 2002 ... Returned 4 punts early in season for 3.5-yard average.

PREVIOUS SEASONS — 2000: Drafted by Cincinnati in first round (fourth overall) ... Signed June 5 ...

Bengals' top draft pick showed his special abilities in multiple ways, becoming first player in club history to score TDs receiving, rushing and on a return in the same season ... Rookie was thrust into Bengals' No. 1 receiver role when veteran Darnay Scott suffered broken leg in training camp, and he responded by leading team in receptions (51) and receiving yards (592) ... First rookie to lead team in catches since 1973 (Isaac Curtis & Boobie Clark 45 each), and first to lead in receiving yards since '81 (Cris Collinsworth, 1009) ... Tied Corey Dillon for team lead with 7 TDs (4 receiving, 2 rushing, 1 punt return) ... Set club record for rushing yards in a season by a WR (148), and his 2 rushing TDs already stand as a club career record for WRs ... Averaged 17.6 yards on 7 punt returns, including 82-yarder for TD in victory vs. Jacksonville ... His 51 receptions on the season ranked second among NFL rookies to Seattle's Darrell Jackson (53) ... Warrick's 148 rushing yards topped previous season high by a Bengals WR of 133 by Warren McVea in 1968 ... Scored his rushing TDs on a 77-yard run Oct. 22 vs. Denver, and on a 4-yarder Nov. 5 vs. Baltimore on which he lined up under center, took the snap and swept to the right side ... Warrick made his NFL debut Sept. 10 vs. Cleveland and had a season-high 80 receiving yards on 3 catches, including a spectacular one-handed grab of an Akili Smith pass for a 46-yard gain that was the team's longest passing gain of season ... Led team with 5 catches and 75 yards Sept. 17 at Jacksonville ... Scored first NFL touchdown on 9-yard pass from Akili Smith on Oct. 1 vs. Miami, giving Bengals 7-0 first-quarter lead ... Led team with 48 rushing yards Oct. 15 at Pittsburgh, including broken-field 46-yarder that was team's longest gain of the day ... Rushed for season-high 90 yards on 3 carries in victory Oct. 22 vs. Denver, including 77-yard second-quarter TD that cut Broncos' lead to 14-10 ... In the Denver game, Warrick was the second-leading rusher behind record-setting Corey Dillon as Bengals smashed team rushing record with 407 yards, including 278 by Dillon ... Led team in catches (3) and yards (25) in Oct. 29 win at Cleveland ... Scored on 13-yard pass from Scott Mitchell to tie score in second quarter Nov. 19 at New England, and led team with 7 catches and 79 yards ... 7 catches at New England were season-high for all Bengals receivers ... Had 5-yard TD catch from Akili Smith Nov. 26 vs. Pittsburgh ... Scored team's only TD in Dec. 24 season finale at Philadelphia, on 17-yard pass from Scott Mitchell in fourth quarter ... On Aug. 19, 2000, Warrick scored the first preseason Bengals TD at Paul Brown Stadium — on a 14-yard end-around run with 0:02 left in the first quarter vs. Chicago. **2001:** Warrick's 70-catch total ranked sixth in Bengals history (WR Carl Pickens went over 70

four times, and TE Dan Ross had 71 in 1981) ... With 121 catches for his first two seasons, Warrick exceeded by 5 the previous record for a two-year Bengal, which was 116 by Cris Collinsworth in 1981-82 ... Warrick joined Eddie Brown (58 and 53) as the only Bengals with 50 or more catches in each of their first two seasons ... Finished second on team to Darnay Scott in receiving yards (667) ... Shared punt return duties with T.J. Houshmandzadeh, returning 18 for 6.4-yard avg. ... Led team with 7 receptions (for 38 yards) in season-opening victory Sept. 9 vs. New England, and also had 1 rush for 13 yards ... Caught 3 passes for 17 yards in win Sept. 23 vs. Baltimore, including a 6-yard reception on third-and-4 in third quarter, sustaining a TD drive that gave Bengals a 14-3 lead ... Led Bengals in receptions (4) and receiving yards (31) on Sept. 30 at San Diego, and caught his only TD pass of the season on a 7-yard connection from Jon Kitna late in the fourth quarter ... Made 4 catches for a team-leading 73 yards Oct. 14 vs. Cleveland ... Had his longest punt return of the year, 31 yards to Bengals' 46, in third quarter vs. Cleveland, setting up TD drive for a 10-7 lead ... On Oct. 21 vs. Chicago, posted career highs with 8 catches and 84 yards (both figures later surpassed) ... Was 5-for-52 receiving Oct. 28 at Detroit, including a 19-yarder on game-deciding 83-yard TD drive in fourth quarter ... Had 5 catches for 61 yards Nov. 11 at Jacksonville, and had a key downfield block on Corey Dillon's 7-yard TD run in second quarter ... Had 1 catch for 22 yards Nov. 25 at Cleveland before he was sidelined with shoulder injury ... Led team in receptions (5) and receiving yards (33) Dec. 2 vs. Tampa Bay, and his 13-yard reception on a third-and-10 play from Bucs' 19 helped set up game-tying TD

late in the fourth quarter ... Had career highs of 10 catches and 109 yards Dec. 30 vs. Pittsburgh, including 2 catches for 18 yards on the game-winning drive in overtime.

COLLEGE: Set an Atlantic Coast Conference record for receiving yards (3517) during his Florida State career, and posted Seminoles record for TD catches (32) ... Amassed 937 career punt return yards, averaging 13.0 on 72 returns ... Named MVP of the 2000 Sugar Bowl as FSU defeated Virginia Tech 46-29 for the national championship ... Caught 6 passes for 163 yards in Sugar Bowl, including TD catches of 43 and 64 yards, and also scored on a 59-yard punt return and a two-point conversion ... Earned consensus All-America honors as a junior and a senior, catching 61 passes for 1232 yards (20.2 avg.) and 12 TDs as a junior, and 71 passes for 934 yards (13.2) with 8 TDs in nine games as a senior ... Averaged 139.7 all-purpose yards per game as a senior, with a 12.6 avg. on 18 punt returns, including a 75-yard touchdown ... Played in 43 games from 1996-99 ... Redshirted as true freshman in 1995.

PERSONAL: Hometown is Bradenton, Fla. ... Helped lead Bradenton (Fla.) Southeast to back-to-back Class 5A state titles, including his senior season as team's starting quarterback ... Earned *Parade* All-America honors and was a member of *Blue Chip Illustrated's* "Dream Team" ... As senior QB, passed for 13 touchdowns and also scored 13 times as a rusher ... Returned 4 punts for TDs during his final two seasons ... State runner-up in the long jump as a junior (23'4") ... Political science major at Florida State ... Last name is pronounced "WAR-ick."

PETER WARRICK'S STATISTICS

YEAR	TEAM	G-S	Receiving					Rushing					Scoring					
			NO	YDS	AVG	LG	TD	ATT	YDS	AVG	LG	TD	TD	TD-R	TD-P	TD-RT	2-PTC	PTS
2000	Cincinnati	16-16	51	592	11.6	46	4	16	148	9.3	77	2	7	2	4	*1	0	42
2001	Cincinnati	16-14	70	667	9.5	33	1	8	14	1.8	13	0	1	0	1	0	0	6
2002	Cincinnati	15-10	53	606	11.4	37-1	6	8	22	2.8	11	0	6	0	6	0	0	36
CAREER		47-40	174	1865	10.7	46	11	32	184	5.8	77-1	2	14	2	11	*1	0	84

* — TD scored on punt return (see below).

YEAR	TEAM	Special Teams								Kickoff Returns						Punt Returns					
		ST	AT	TT	FF	FR-YDS	BP	BFG	BXP	NO	YDS	AVG	FC	LG	TD	NO	YDS	AVG	FC	LG	TD
2000	Cincinnati	1	0	1	0	0-0	0	0	0	—	—	—	—	—	—	7	123	17.6	1	82-1	1
2001	Cincinnati	0	0	0	0	0-0	0	0	0	—	—	—	—	—	—	18	116	6.4	10	31	0
2002	Cincinnati	0	0	0	0	0-0	0	0	0	—	—	—	—	—	—	4	14	3.5	0	10	0
CAREER		1	0	1	0	0-0	0	0	0	—	—	—	—	—	—	29	253	8.7	11	82-1	1

WARRICK'S SINGLE-GAME HIGHS

RECEIVING — Receptions: 10 vs. Pitt. 12-30-01; **Yards:** 109 vs. Pitt. 12-30-01; **Long:** 46 vs. Cle. 9-10-00.

RUSHING — Attempts: 3 (twice); most recently vs. Pitt. 10-13-02; **Yards:** 90 vs. Den. 10-22-00; **Long:** 77 vs. Den. 10-22-00 (TD).

PUNT RETURNS — Returns: 3 (3 times); most recently at Det. 10-28-01; **Yards:** 87 vs. Jax. 12-17-00; **Long:** 82 vs. Jax. 12-17-00 (TD).

TOUCHDOWNS — Total: 2 at Car. 12-8-02; **Receiving:** 2 at Car. 12-8-02; **Rushing:** 1 (twice); most recently vs. Balt. 11-5-00; **Punt Returns:** 1 vs. Jax. 12-17-00.

(continued)

IKE: GO DEEP

Isaac Curtis had 20 games for the Bengals of 100 or more receiving yards, most in club history. Carl Pickens is second with 19, followed by Cris Collinsworth (18), Eddie Brown (14) and Darnay Scott (13).

— WARRICK'S CAREER GAME-BY-GAME STATISTICS —

		Receiving					Rushing					Punt Returns					
DATE	OPPONENT	NO	YDS	AVG	LG	TD	ATT	yds	avg	lg	td	NO	YDS	AVG	FC	LG	TD
2000																	
9-3	—BYE—																
9-10	CLEVELAND	3	80	26.7	46	0	1	8	8.0	8	0	0	0	—	0	—	0
9-17	at Jacksonville	5	75	15.0	28	0	0	0	—	—	0	0	0	—	0	—	0
9-24	at Baltimore	3	15	5.0	9	0	0	0	—	—	0	0	0	—	0	—	0
10-1	MIAMI	4	45	11.3	18	1	1	3	3.0	3	0	0	0	—	0	—	0
10-8	TENNESSEE	1	10	10.0	10	0	0	0	—	—	0	0	0	—	0	—	0
10-15	at Pittsburgh	4	21	5.3	10	0	2	48	24.0	46	0	1	10	10.0	0	10	0
10-22	DENVER	1	9	9.0	9	0	3	90	30.0	77-1	1	0	0	—	0	—	0
10-29	at Cleveland	3	25	8.3	10	0	1	1	1.0	1	0	0	0	—	0	—	0
11-5	BALTIMORE	2	22	11.0	11	0	2	-3	-1.5	-4-1	1	0	0	—	0	—	0
11-12	at Dallas	4	36	9.0	15	0	1	-4	-4.0	-4	0	0	0	—	0	—	0
11-19	at New England	7	79	11.3	22	1	0	0	—	—	0	0	0	—	0	—	0
11-26	PITTSBURGH	3	25	8.3	11	1	2	-5	-2.5	3	0	1	0	0.0	0	0	0
12-3	ARIZONA	3	42	14.0	22	0	0	0	—	—	0	0	0	—	0	—	0
12-10	at Tennessee	2	32	16.0	17	0	0	0	—	—	0	0	0	—	0	—	0
12-17	JACKSONVILLE	3	38	12.7	25	0	2	4	2.0	3	0	3	87	29.0	1	82-1	1
12-24	at Philadelphia	3	38	12.7	17-1	1	1	6	6.0	6	0	2	26	13.0	0	13	0
2001																	
9-9	NEW ENGLAND	7	38	5.4	9	0	1	13	13.0	13	0	1	4	4.0	0	4	0
9-23	BALTIMORE	3	17	5.7	7	0	1	7	7.0	7	0	2	0	0.0	1	0	0
9-30	at San Diego	4	31	7.8	13	1	1	3	3.0	3	0	1	1	1.0	0	1	0
10-7	at Pittsburgh	4	39	9.8	22	0	0	0	—	—	0	1	8	8.0	1	8	0
10-14	CLEVELAND	4	73	18.3	33	0	0	0	—	—	0	3	36	12.0	0	31	0
10-21	CHICAGO	8	84	10.5	27	0	2	2	1.0	6	0	1	9	9.0	0	9	0
10-28	at Detroit	5	52	10.4	20	0	0	0	—	—	0	3	38	12.7	1	15	0
11-4	—BYE—																
11-11	at Jacksonville	5	61	12.2	32	0	1	1	1.0	1	0	0	0	—	3	—	0
11-18	TENNESSEE	3	29	9.7	21	0	1	-14	-14.0	-14	0	1	2	2.0	0	2	0
11-25	at Cleveland	1	22	22.0	22	0	0	0	—	—	0	0	0	—	0	—	0
12-2	TAMPA BAY	5	33	6.6	13	0	0	0	—	—	0	0	0	—	0	—	0
12-9	JACKSONVILLE	2	11	5.5	7	0	0	0	—	—	0	2	6	3.0	0	4	0
12-16	at New York Jets	3	28	9.3	16	0	1	2	2.0	2	0	1	12	12.0	0	12	0
12-23	at Baltimore	1	7	7.0	7	0	0	0	—	—	0	1	0	0.0	1	0	0
12-30	PITTSBURGH	10	109	10.9	20	0	0	0	—	—	0	0	0	—	1	—	0
1-6	at Tennessee	5	33	6.6	8	0	0	0	—	—	0	1	0	0.0	2	0	0
2002																	
9-8	SAN DIEGO	4	35	8.8	12	0	0	0	—	—	0	0	0	—	0	—	0
9-15	at Cleveland	1	3	3.0	3	0	1	11	11.0	11	0	0	0	—	0	—	0
9-22	at Atlanta	4	34	8.5	16	0	0	0	—	—	0	0	0	—	0	—	0
9-29	TAMPA BAY	4	51	12.8	24	0	0	0	—	—	0	2	15	7.5	0	10	0
10-6	at Indianapolis	4	54	13.5	30-1	1	0	0	—	—	0	2	-1	-0.5	0	0	0
10-13	PITTSBURGH	2	9	4.5	6	0	3	17	5.7	7	0	0	0	—	0	—	0
10-20	—BYE—																
10-27	TENNESSEE	2	30	15.0	21	0	1	1	1.0	1	0	0	0	—	0	—	0
11-3	at Houston	7	86	12.3	33-1	1	0	0	—	—	0	0	0	—	0	—	0
11-10	at Baltimore	5	33	6.6	14	1	0	0	—	—	0	0	0	—	0	—	0
11-17	CLEVELAND	1	26	26.0	26	0	1	4	4.0	4	0	0	0	—	0	—	0
11-24	at Pittsburgh	3	47	15.7	36	0	0	0	—	—	0	0	0	—	0	—	0
12-1	BALTIMORE	3	48	16.0	32	0	1	-11	-11.0	-11	0	0	0	—	0	—	0
12-8	at Carolina	3	52	17.3	37-1	2	0	0	—	—	0	0	0	—	0	—	0
12-15	JACKSONVILLE	INACTIVE					INACTIVE					INACTIVE					
12-22	NEW ORLEANS	7	71	10.1	30-1	1	0	0	—	—	0	0	0	—	0	—	0
12-29	at Buffalo	3	27	9.0	11	0	1	0	0.0	0	0	0	0	—	0	—	0
CAREER		174	1865	10.7	46	11	32	184	5.8	77-1	2	29	253	8.7	11	82-1	1

SCORING SPREE

The Bengals' 146 points in Games 11-14 of the 1999 season tied the club record for any four-game stretch. In those four, Cincinnati scored 31 vs. Baltimore, 27 at Pittsburgh, 44 vs. San Francisco and 44 vs. Cleveland.

The other instance of 146 points in four games came in Games 5-8 of the 1988 Super Bowl season, when the Bengals scored 45 at the L.A. Raiders, 36 vs. the N.Y. Jets, 21 at New England and 44 vs. the Houston Oilers.



Ht: 6-2 Wt: 296
College: Memphis
7th year in NFL

2002 Games-Starts: 16-16; Career Games-Starts: 79-65
Acquired: UFA (Minn.) '01
Born: 7-9-75

Strong, stocky DT started 16 games last season for first time in his career ... Finished second on line in tackles (43) and tied his career high for sacks (5) ... A powerful presence inside who joined Bengals as an unrestricted free agent in 2001, Williams has played in eight playoff games with seven playoff starts.

2002 PARTICIPATION: Started every game at RDT ... Had played 16 games once before in his career, but his previous high for starts in a season was 13.

2002 HIGHLIGHTS: Had 32 solo tackles among his 43 total ... His 5 sacks tied the career high he had set for Minnesota in 1999 and previously accomplished for the Bengals in 2001 ... Had 4 tackles in season opener Sept. 8 vs. San Diego ... Had 2 tackles Sept. 15 at Cleveland, including 8-yard sack against Kelly Holcomb in fourth quarter ... Had 3 tackles Sept. 29 vs. Tampa Bay, including 10-yard sack against Brad Johnson that pushed the Bucs out of field goal range in second quarter ... Had 2 tackles Oct. 6 at Indianapolis, a game in which his action was limited due to eye contusion he suffered in third quarter ... Returned to start Oct. 13 vs. Pittsburgh and finished with 3 tackles, including 10-yard sack of Tommy Maddox in second quarter ... Had 4 tackles (3 solo) Nov. 17 vs. Cleveland ... Had 2 tackles (both solo) Nov. 24 at Pittsburgh, including his fourth sack, as he dropped Kordell Stewart for a 1-yard loss in the third quarter ... Had 2 tackles (both solo) Dec. 1 vs. Baltimore, including fifth sack of the season, on Jeff Blake for a 5-yard loss in the third quarter, which forced Ravens into third-and-long situation ... Finished with season-high 5 tackles (3 solo) Dec. 8 at Carolina, tying for line lead in total tackles ... Had 3 tackles (2 solo) in victory Dec. 22 vs. New Orleans ... Closed season with 3 solo tackles Dec. 29 at Buffalo.

PREVIOUS SEASONS — 1997: Drafted by Minnesota in fifth round (151st overall) ... Saw action as a rookie in only six regular season games, but moved into starting lineup for final two games and also started both Vikings playoff games ... Made NFL playing debut Aug. 31 at Buffalo ... Made first start Dec. 14 vs. Detroit and posted 5 tackles and a tackle-for-loss ... Recorded 8 tackles in start Dec. 21 vs. Indianapolis ... Started at nose tackle for playoff win Dec. 27 at N.Y. Giants, recording 5 tackles, 4 tackles for a loss, and a forced fumble ... Also started in playoff loss on Jan. 3 at San Francisco ... Inactive for Games 5 through 14 of regular season. **1998:** Started the last nine games of the season for Minnesota, including two playoff games ... Had 19 QB hurries ... Second among Viking defensive linemen with 9 tackles-for-

loss, including 5 in the first three games ... Recorded first NFL sack in season opener Sept. 6 vs. Tampa Bay, taking down Trent Dilfer ... Had season-high 5 QB hurries in two games, Sept. 13 at St. Louis and Oct. 18 vs. Washington ... Inactive due to groin injury Oct. 25 at Detroit and Nov. 1 at Tampa Bay ... Had season-high 7 tackles, including 4 solos, Nov. 15 vs. Bengals ... Had first fumble recovery of his career Nov. 22 vs. Green Bay when he grabbed a Brett Favre fumble in the first quarter of a 28-14 Viking win ... Tied for team lead among defensive linemen with 7 postseason tackles ... Notched 4 tackles and 3 quarterback hurries in Divisional playoff win Jan. 10 vs. Arizona ... Sacked Chris Chandler in NFC Championship game Jan. 17 vs. Atlanta. **1999:** Played in every game for first time in his career and made 12 starts for Vikings ... Played in two postseason games with one start ... Led Vikings defensive linemen with 53 tackles, a career high ... Notched career-high 5 sacks (a total later matched) ... Recorded sacks Sept. 19 vs. Oakland, Oct. 3 vs. Tampa Bay, Oct. 17 at Detroit, Oct. 31 at Denver and Dec. 20 vs. Green Bay ... Led DL with 6 postseason tackles and tied for second on team with 3 postseason QB hurries ... Forced a fumble Sept. 19 vs. Oakland when he jarred ball away from RB Tyrone Wheatley ... Had season-high 7 tackles Dec. 12 at Kansas City ... Had season-high 4 QB hurries Jan. 2 vs. Detroit ... Notched seventh postseason TFL in Wild Card Playoff on Jan. 9 vs. Dallas ... Did not start in Divisional playoff Jan. 16 at St. Louis, but led defensive line with 4 tackles and added a QB hurry. **2000:** Started 13 regular-season games and both postseason games for Minnesota ... Known as a dominant run-stopper, but also led Vikings interior linemen in sacks (4) ... Played 14 games with 13 starts ... Started Games 1-2 and 4-15 ... Inactive for Game 3, Sept. 17 at New England, due to groin injury ... Had 43 tackles (21 solo) in regular season, including 6 tackles-for-loss and 4 sacks ... Had 4 tackles in season opener Sept. 3 vs. Chicago ... Sacked Charlie Batch and had a tackle-for-loss in victory Oct. 1 at Detroit ... Had 4 tackles (1 TFL) in Monday night win Oct. 9 vs. Tampa Bay ... Had 5 tackles, including a sack of Jake Plummer and one tackle-for-loss, in 31-14 win Nov. 12 vs. Arizona ... Posted 5 tackles, including a sack, Nov. 19 vs. Carolina ... Led line with 4 tackles and added 2 QB hurries in Thanksgiving Day win Nov. 23 at Dallas ... Led the line with 4 tackles Dec. 10 at St. Louis and added 1 QB hurry ... Had 5 tackles, including a sack, Dec. 17 vs. Green Bay ... Posted 1 tackle and 1 QB hurry in Divisional Playoff win on Jan. 6 vs. New Orleans ... Had 6 tackles (3 solo) in NFC Championship game at N.Y. Giants on Jan. 14. **2001:** Signed with Bengals March 6 as unrestricted free agent ... Started at RDT in Games 1-4 and 8-16 ... Missed Games

5-7 due to right foot sprain suffered in Game 4, Oct. 7 at Pittsburgh ... Added a rugged veteran presence to the line, tying his career high with 5 sacks and helping Bengals rank 11th in rush defense, team's highest rank since 1994 ... Tied for team lead with 2 fumble recoveries ... Totaled 46 tackles (27 solo) ... Made 2 solo tackles Nov. 18 vs. Tennessee and pressured Steve McNair, causing him to throw an errant pass which was intercepted by Artrell Hawkins in first quarter ... Also vs. Tennessee, recovered an Eddie George fumble forced by Hawkins in the fourth quarter at the Tennessee 47-yard line ... Recorded a season high with a line-leading 11 tackles Nov. 25 at Cleveland, including 2 sacks of Tim Couch and a fumble recovery; recovered RB Ben Gay's fumble, forced by MLB Brian Simmons, at the Bengals' 18-yard line in the first quarter ... Recorded 4 tackles (3 solo) Dec. 9 against Jacksonville, including 2 sacks of Mark Brunell for a combined 6 yards ... His 2 sacks vs. Jacksonville contributed to team-record tying 8 sacks by the defense ... Notched his fifth sack of season Dec. 23 at Baltimore, dropping

Elvis Grbac for 6-yard loss in third quarter on a third down, forcing a punt ... Had 5 tackles (2 solo) Dec. 30 vs. Pittsburgh, and teamed with Artrell Hawkins to stop RB Chris Fuamatu-Ma'afala for 1-yard loss on third-down shovel pass in second quarter, forcing FG attempt on which Bengals returned a muffed snap 66 yards for a TD.

COLLEGE: Started final 26 games at Memphis ... Played in 43 of 44 games between 1993-96 ... Second-team All-Conference USA in 1996 ... Named to Liberty Bowl Alliance All-Star Team in 1995 ... Second-team All-Conference USA in '95 ... Team's Defensive Lineman of the Year in '95.

PERSONAL: Hometown is Memphis, Tenn. ... Attended Oakhaven High School in Memphis for three years before transferring to Germantown High ... Married (wife Cherylyn), with a son, Tony Christopher (born 5-7-96) and a daughter, Kailyn Renee (1-21-99) ... Plays the clarinet ... Full name is Tony Demetric Williams.

TONY WILLIAMS' STATISTICS

YEAR	TEAM	G-S	Defense						Interceptions					Scoring				
			ST	AT	TT	SKS-YDS	PBU	FF	FR-YDS	NO	YDS	AVG	LG	TD	TD	IntRt	FRrt	S
1997	Minnesota	6-2	8	11	19	0-0	0	0	0-0	—	—	—	—	—	—	—	—	—
1998	Minnesota	14-9	32	12	44	1-9	0	0	1-6	—	—	—	—	—	—	—	—	—
1999	Minnesota	16-12	30	23	53	5-34	0	1	1-0	—	—	—	—	—	—	—	—	—
2000	Minnesota	14-13	21	22	43	4-22	0	0	0-0	—	—	—	—	—	—	—	—	—
2001	Cincinnati	13-13	27	19	46	5-25	0	0	2-0	—	—	—	—	—	—	—	—	—
2002	Cincinnati	16-16	32	11	43	5-34	0	0	0-0	—	—	—	—	—	—	—	—	—
MINN. TOTALS		50-36	91	68	159	10-65	0	1	2-6	—	—	—	—	—	—	—	—	—
CIN. TOTALS		29-29	59	30	89	10-59	0	0	2-0	—	—	—	—	—	—	—	—	—
CAREER		79-65	150	98	248	20-124	0	1	4-6	—	—	—	—	—	—	—	—	—

WILLIAMS' 2002 GAME-BY-GAME DEFENSIVE STATISTICS

DATE	OPPONENT	ST	AT	TT	SKS-YDS	INT-YDS	PBU	FF	FR-YDS
9-8	SAN DIEGO	2	2	4	0-0	0-0	0	0	0-0
9-15	at Cleveland	1	1	2	1-8	0-0	0	0	0-0
9-22	at Atlanta	2	0	2	0-0	0-0	0	0	0-0
9-29	TAMPA BAY	1	2	3	1-10	0-0	0	0	0-0
10-6	at Indianapolis	2	0	2	0-0	0-0	0	0	0-0
10-13	PITTSBURGH	3	0	3	1-10	0-0	0	0	0-0
10-20	—BYE—								
10-27	TENNESSEE	2	1	3	0-0	0-0	0	0	0-0
11-3	at Houston	1	1	2	0-0	0-0	0	0	0-0
11-10	at Baltimore	1	0	1	0-0	0-0	0	0	0-0
11-17	CLEVELAND	3	1	4	0-0	0-0	0	0	0-0
11-24	at Pittsburgh	2	0	2	1-1	0-0	0	0	0-0
12-1	BALTIMORE	2	0	2	1-5	0-0	0	0	0-0
12-8	at Carolina	3	2	5	0-0	0-0	0	0	0-0
12-15	JACKSONVILLE	2	0	2	0-0	0-0	0	0	0-0
12-22	NEW ORLEANS	2	1	3	0-0	0-0	0	0	0-0
12-29	at Buffalo	3	0	3	0-0	0-0	0	0	0-0
TOTALS		32	11	43	5-34	0-0	0	0	0-0

POSTSEASON

			Defense						Interceptions					Scoring						
YEAR	TEAM	G-S	ST	AT	TT	SKS-YDS	PBU	FF	FR-YDS	NO	YDS	AVG	LG	TD	TD	IntRt	TD	FRRt	S	PTS
1997	Minnesota	2-2	6	6	12	0-0	0	1	0-0	—	—	—	—	—	—	—	—	—	—	—
1998	Minnesota	2-2	6	1	7	1-4	0	0	0-0	—	—	—	—	—	—	—	—	—	—	—
1999	Minnesota	2-1	2	4	6	0-0	0	0	0-0	—	—	—	—	—	—	—	—	—	—	—
2000	Minnesota	2-2	3	4	7	0-0	0	0	0-0	—	—	—	—	—	—	—	—	—	—	—
CAREER		8-7	17	15	32	1-4	0	1	0-0	—	—	—	—	—	—	—	—	—	—	—



Ht: 6-2 **Wt:** 265
College: Florida State
7th year in NFL

2002 Games-Starts: 16-0; **Career Games-Starts:** 93-23
Acquired: D1 '97 (14th overall)
Born: 12-17-73

Wilson played in every game last year for the second straight season, primarily on passing downs ... Had no sacks in 2002, but looks to rebound to his team-leading level of 9 from '01 ... Has played DE, his college position, for the last three years after spending his first three NFL campaigns at OLB.

2002 RECAP: Became an unrestricted free agent March 1, but re-signed with Cincinnati on March 29 ... Had 12 tackles (11 solo) on the season ... Had 2 tackles Sept. 15 at Cleveland, Sept. 29 vs. Tampa Bay, Oct. 6 at Indianapolis and Oct. 13 vs. Pittsburgh ... Had a key block during Artrell Hawkins' 102-yard INT return for a TD Nov. 3 at Houston ... Had 1 pass defended on Nov. 10 at Baltimore and on Nov. 17 vs. Cleveland.

PREVIOUS SEASONS — 1997: Drafted by Bengals in first round (14th overall) ... Signed July 18 ... Started Games 1-2 and 4 ... In reserve role on base defense for Games 3 and 5-16 ... Had 3 solo tackles in NFL debut Aug. 31 vs. Arizona, including 1-yard loss against Larry Centers to force punt during Bengals' fourth-quarter comeback for victory ... Had 2 solo tackles Sept. 7 at Baltimore, and forced a fumble by Earnest Byner which Bengals recovered to set up 58-yard, second-quarter TD drive for game's first score ... Credited with season-high 7 tackles (all solo) Sept. 28 vs. N.Y. Jets ... Collected a pair of 9-yard sacks on Craig Whelihan in Nov. 2 victory vs. San Diego, forcing a punt with each stop ... Closed season in victory Dec. 21 vs. Baltimore with 2 solo tackles, including 5-yard sack against Eric Zeier in fourth quarter. **1998:** Led the team with 6 sacks ... Started Games 1-6 and 8-16 at ROLB ... Played as reserve in Game 7, Oct. 25 at Oakland, as Bengals opened with four-man defensive line ... Finished fourth on the defense with 848 snaps played ... Keyed one of Bengals' biggest defensive plays of the season, sacking Kordell Stewart for a 10-yard loss Dec. 20 at Pittsburgh and forcing a fumble that Sam Shade returned 55 yards for a TD, giving Bengals a 10-0 lead en route to eventual 25-24 victory ... Wilson got his first sack in victory Sept. 13 at Detroit, dropping Scott Mitchell for a 6-yard loss in third quarter, and Wilson also threw a key clearing block vs. Lions on Damon Gibson's 65-yard punt return for fourth-quarter TD ... Led the team with 9 tackles (7 solo) in victory Oct. 11 vs. Pittsburgh, and teamed with Jevon Langford for 10-yard sack on Kordell Stewart in first quarter ... Forced a fumble by Mark Brunell in second quarter Nov. 8 at Jacksonville, with Artrell Hawkins recovering and returning 10 yards to Jaguars' 15 ... Sacked Randall Cunningham twice Nov. 15 at Minnesota, for losses of 3 yards in second quarter

and 9 yards in third quarter ... Teamed with Michael Bankston for a 1-yard sack on Mark Brunell Nov. 29 vs. Jacksonville; also had 1 pass defended ... Sacked Doug Flutie for 6-yard loss on third-and-14 play in second quarter Dec. 6 vs. Buffalo, and totaled 7 tackles. **1999:** Played in 15 games ... Had 3 sacks and led defense in QB hurries (15) ... Tied for fourth on club in special teams tackles (6) ... Played in every game except Nov. 28 at Pittsburgh, when he was on inactive list due to hamstring pull ... Led OLBs with 5 tackles (4 solo) Oct. 3 vs. St. Louis, including 5-yard sack against Kurt Warner on third-down play to halt Rams' opening drive ... Sacked Tim Couch for an 8-yard loss in third quarter of victory Oct. 10 at Cleveland ... Had 1 solo tackle and 3 QB hurries Nov. 14 vs. Tennessee ... Logged third sack Nov. 21 vs. Baltimore, dropping Tony Banks for an 11-yard loss and forcing fumble that LB Takeo Spikes recovered at Ravens' 34 ... Edged Spikes, 15-13, for team lead in hurries. **2000:** Played in 14 games ... On inactive list Nov. 5 vs. Baltimore and Dec. 3 vs. Arizona ... Had 3 tackles (1 solo) in season opener Sept. 10 vs. Cleveland ... Sacked Kent Graham for 2-yard loss in second quarter Oct. 15 at Pittsburgh ... In win Oct. 22 vs. Denver, recovered fumble by QB Brian Griese to stop Broncos' threat at Cincinnati 31-yard line in fourth quarter ... Had 2 sacks and 2 forced fumbles against Steve McNair Dec. 10 at Tennessee, sacking McNair for 4-yard loss on final play of first half (Titans recovered fumble), and sacking him again for a 10-yard loss in the third quarter, with Tom Barndt recovering the ball for Cincinnati at Titans' 34 ... Led defensive line in special teams plays (159). **2001:** His team-leading 9 sacks were most by a Bengal since John Copeland's 9 in 1995 ... Led Bengals in sacks for second time in his career (also 1998) and topped his previous high of 6 sacks from '98 ... Tied for team lead with 2 fumble recoveries ... Started at RDE in Games 1-5 ... Suffered mild concussion in practice prior to Game 6, Oct. 21 vs. Chicago, and was replaced by Justin Smith as RDE starter for Bears game ... Remained behind Smith in line rotation for Games 6-16 ... Recorded 5 tackles in Sept. 9 win vs. New England, including 2-yard sack of Drew Bledsoe ... In victory Sept. 23 vs. Baltimore, teamed with Glen Steele for 5-yard sack on Elvis Grbac on final play of first half ... Had 2 shared sacks and a fumble recovery Oct. 28 at Detroit, first sack coming when he teamed with Glen Steele to drop Charlie Batch for a 4-yard loss, and later he teamed with Brian Simmons to drop Batch for an 8-yard loss ... Teamed with DE Justin Smith for 8-yard sack against Steve McNair in third quarter Nov. 18 vs. Tennessee, helping force a punt ... Had 2 sacks for 6 yards among his 4 solo tackles Dec. 2 vs. Tampa Bay ... In Tampa Bay game, he sacked Brad Johnson for a 3-yard loss on

third down in the fourth quarter, forcing a punt that led to Bengals TD drive to tie the game, and he later sacked Johnson for 3 yards on final play of regulation, sending game into OT ... Had 3 solo tackles Dec. 9 vs. Jacksonville, including 8-yard sack of Mark Brunell in first quarter ... Had 3 sacks Dec. 23 at Baltimore, tied with Justin Smith (Dec. 9 vs. Jaguars) for most in a game by a Bengal all season ... Forced and recovered Elvis Grbac fumble on his first sack at Baltimore, a 10-yarder in second quarter; also caught Grbac for a 2-yard loss in second quarter and for 7 yards in third quarter ... On Dec. 30 vs. Pittsburgh, deflected a pass that Justin Smith intercepted, setting up first of Cincinnati's 2 fourth-quarter TDs.

COLLEGE: Left Florida State as the school's all-time sacks leader (35.5) ... All-American first-team selection

in 1996 senior season by the Football Writers Association and the Walter Camp Foundation ... Second-team All-American on *Associated Press* and *Football News* teams ... Had 13.5 sacks as a senior for 67 yards in losses, and also had 22 tackles-for-loss on running plays for 92 yards in losses ... Had 9 sacks during his junior season, earning All-America honorable mention from the *Associated Press* and *Football News* ... Had 11 sacks as a sophomore, despite playing all season in a non-starting role.

PERSONAL: Hometown is Lake City, Fla. ... Played OLB at Lake City's Columbia High School ... Named Northeast Florida Defensive Player of Year by *Florida Times-Union* ... Grew up on family farm, and was given nickname "Big Country" by his Florida State teammates ... Criminology major at FSU ... First name is pronounced "ruh-NARD."

REINARD WILSON'S STATISTICS

YEAR	TEAM	G-S	Defense							Interceptions					Scoring			
			ST	AT	TT	SKS-YDS	PBU	FF	FR-YDS	NO	YDS	AVG	LG	TD	TD	INT	FRT	S PTS
1997	Cincinnati	16-3	22	2	24	3-23	1	1	0-0	—	—	—	—	—	—	—	—	—
1998	Cincinnati	16-15	46	17	63	6-39.5	1	2	0-0	—	—	—	—	—	—	—	—	—
1999	Cincinnati	15-0	14	6	20	3-24	0	1	0-0	—	—	—	—	—	—	—	—	—
2000	Cincinnati	14-0	9	6	15	3-16	1	2	1-3	—	—	—	—	—	—	—	—	—
2001	Cincinnati	16-5	31	10	41	9-47.5	2	1	2-0	—	—	—	—	—	—	—	—	—
2002	Cincinnati	16-0	11	1	12	0-0	2	0	0-0	—	—	—	—	—	—	—	—	—
CAREER		93-23	133	42	175	24-150	7	7	3-3	—	—	—	—	—	—	—	—	—

YEAR	TEAM	Special Teams							Kickoff Returns					Punt Returns				
		ST	AT	TT	FF	YDS	BP	BFG	BXP	NO	YDS	AVG	FC	LG	TD	NO	YDS	AVG
1999	Cincinnati	5	1	6	0	0-0	0	0	0	—	—	—	—	—	—	—	—	—
2000	Cincinnati	4	0	4	0	0-0	0	0	0	—	—	—	—	—	—	—	—	—
2001	Cincinnati	4	0	4	0	0-0	0	0	0	—	—	—	—	—	—	—	—	—
CAREER		13	1	14	0	0-0	0	0	0	—	—	—	—	—	—	—	—	—

WILSON'S 2002 GAME-BY-GAME DEFENSIVE STATISTICS

DATE	OPPONENT	ST	AT	TT	SKS-YDS	INT-YDS	PBU	FF	FR-YDS
9-8	SAN DIEGO	0	0	0	0-0	0-0	0	0	0-0
9-15	at Cleveland	0	0	2	0-0	0-0	0	0	0-0
9-22	at Atlanta	1	0	1	0-0	0-0	0	0	0-0
9-29	TAMPA BAY	2	0	2	0-0	0-0	0	0	0-0
10-6	at Indianapolis	2	0	2	0-0	0-0	0	0	0-0
10-13	PITTSBURGH	1	1	2	0-0	0-0	0	0	0-0
10-20	—BYE—								
10-27	TENNESSEE	0	0	0	0-0	0-0	0	0	0-0
11-3	at Houston	0	0	0	0-0	0-0	0	0	0-0
11-10	at Baltimore	0	0	0	0-0	0-0	1	0	0-0
11-17	CLEVELAND	0	0	0	0-0	0-0	1	0	0-0
11-24	at Pittsburgh	0	0	0	0-0	0-0	0	0	0-0
12-1	BALTIMORE	0	0	0	0-0	0-0	0	0	0-0
12-8	at Carolina	1	0	1	0-0	0-0	0	0	0-0
12-15	JACKSONVILLE	1	0	1	0-0	0-0	0	0	0-0
12-22	NEW ORLEANS	0	0	0	0-0	0-0	0	0	0-0
12-29	at Buffalo	1	0	1	0-0	0-0	0	0	0-0
TOTALS		11	1	12	0-0	0-0	2	0	0-0

RUSHING MILESTONES BOTH WAYS

The Bengals' 240 rushing yards last Dec. 22 vs. New Orleans were the most by a Cincinnati team in 34 games, since a 292-yard total on Dec. 3, 2000 vs. Arizona.

New Orleans' 36 net rushing yards, on 19 carries, were the fewest allowed by the Bengals in 49 games, since a club-record 11-yard yield vs. Cleveland on Dec. 12, 1999.



TERRY WITHERSPOON



35

Ht: 5-11 Wt: 259

College: Clemson

1st year in NFL*

2002 Games-Starts: 0-0; Career Games-Starts: 3-0

Acquired: FA '03

Born: 8-22-77

Formerly with Chargers and Cowboys, Witherspoon signed with Bengals as a free agent on 2-5-03 and participated in all offseason Bengals workouts ... Contender in a wide-open race for blocking fullback position.

2002 RECAP: Acquired on April 23 by San Diego on waivers from Dallas ... In preseason with San Diego, had 4 pass receptions for 31 yards and 1 rushing attempt for 1 yard ... Waived by Chargers on Aug. 27.

2001: Signed on April 30 with San Diego as a college free agent ... Waived on Sept. 2, and signed on Sept. 4 to the Chargers practice squad ... Released from Chargers practice squad Oct. 9, and signed Oct. 18 to Dallas practice squad ... Activated to Dallas' 53-player roster on Dec. 21 ... Made NFL debut on Dec. 23 at Arizona and had 1 reception for 9 yards ... Also played (no statistics) on

Dec. 30 vs. San Francisco and Jan. 6 at Detroit.

COLLEGE: Played in all but one game during Clemson career (1997-2000) ... Scored 7 TDs in 137 career rushes ... Named Clemson's "top team player" on offense in 2000 ... Scored a rushing TD in Peach Bowl vs. Auburn on 1-2-98.

PERSONAL: Hometown is Monroe, N.C. ... Played tailback, fullback, tight end, linebacker and defensive end at Monroe High School ... Holds degree from Clemson in industrial education ... Nicknamed "T-Spoon."

* — Witherspoon did not earn an accrued year of experience toward NFL free agency in 2001 or '02 because he was not on an NFL 53-player roster, a Reserve/Injured list, a Reserve/Physically Unable to Perform list or a Reserve/Non-Football Injury — Europe League list for the required minimum of six games in either season. He is designated a first-year player in 2003.

TERRY WITHERSPOON'S STATISTICS

YEAR	TEAM	G-S	Rushing					Receiving					Scoring					
			ATT	YDS	AVG	LG	TD	NO	YDS	AVG	LG	TD	TD	TD-R	TD-P	TD-RI	2-PIC	PTS
2001	San Diego	0-0		DID NOT PLAY**					DID NOT PLAY**					DID NOT PLAY**				
	Dallas	3-0		0	—		0	1	9	9.0	9	0	—	—	—	—	—	—
2002				DID NOT PLAY**					DID NOT PLAY**					DID NOT PLAY**				
S.D. TOTALS		0-0	0	0	—	—	0	0	0	—	—	0	—	—	—	—	—	—
DALL. TOTALS		3-0	0	0	—	—	0	1	9	9.0	9	0	—	—	—	—	—	—
CAREER		3-0	0	0	—	—	0	1	9	9.0	9	0	—	—	—	—	—	—

**NOTE: Witherspoon was on the practice squad for four games with San Diego and eight games with Dallas in 2001. He was not with an NFL team in 2002.

BENGALS PRONUNCIATION GUIDE

Khalid Abdullah — kuh-LID ab-DOO-luh
 JoJuan Armour — juh-WAHN ar-mur
 Ja'Waren Blair — juh-WAR-in
 Rich Braham — BRAY-um
 Bob Bratkowski — brat-COW-skee
 Louie Cioffi — CHO-fee
 Travis Dorsch — dorsch
 Ron Dugans — DOO-gins (hard "g")
 LaVar Glover — GLUH-ver
 Mike Goff — (rhymes with "off")
 Artrell Hawkins — ar-TRELL
 T.J. Houshmandzadeh — hoosh(rhymes with "push")-mahn-ZAH-duh
 Jeremi Johnson — pronounced as "Jeremy"
 Riall Johnson — REE-all
 Levi Jones — LEE-vye
 Kevin Kaesviharn — CASE-vih-harn

Scott Kooistra — KOO-struh
 Kwazeon Leverette — KWAH-zee-ahn LEV-er-ett
 Victor Leyva — LAY-vuh
 Marquand Manuel — MAR-kwahnd (pronounced as "manual")
 Deloise Moore — duh-LOO-iss
 Scott Rehberg — RAY-berg
 Tito Rodriguez — TEE-toe
 Matt Schobel — SHO-bull
 Armegis Spearman — ar-MEE-giss (hard "g")
 Eric Steinbach — STINE-bock
 Bob Surace — suh-RACE
 Thatcher Szalay — zuh-LAY
 Peter Warrick — WAR-ick
 Reinard Wilson — ruh-NARD
 Ken Zampese — zam-PEE-zee
 Adam Ziesel — ZEE-sull

2003 BENGALS DRAFT CHOICES

RD	PLAYER	POS	HT	WT	COLLEGE	SEL#
1	Carson Palmer	QB	6-5	230	Southern California	1
2	Eric Steinbach	G	6-6	297	Iowa	33
3	Kelley Washington	WR	6-3	218	Tennessee	65
4a	Dennis Weathersby	CB	6-1	204	Oregon State	98
4b	Jeremi Johnson	FB	5-11	265	Western Kentucky	118
5	Khalid Abdullah	OLB	6-2	227	Mars Hill	136
6	Langston Moore	DT	6-1	303	South Carolina	174
7a	Scott Kooistra	OT	6-6	320	North Carolina State	215
7b	Elton Patterson	DE	6-2	271	Central Florida	259

QB



CARSON PALMER

College: Southern California

Round 1 (#1 overall)

Ht: 6-5 Wt: 230

Birthdate: 12-27-79



9

A prospect with tremendous athletic ability for his size (6-5, 230), Palmer was consensus pick of analysts as top player available in 2003 NFL Draft ... He won 2002 Heisman Trophy, leading USC to 11-2 record which included 38-17 victory over Iowa in Orange Bowl ... Set USC season records for completions (309), yards (3942) and TD passes (33) ... Completed 63.2% of his passes (309-489) with only 10 INTs ... Palmer also dominates the Pac-10 Conference career record book, with all-time league highs in passing yards (11,818), completions (927), attempts (1569) and total offense (11,621) ... His 72 career TD passes are a USC record and third-best in Pac-10 history ... Signed by Bengals on 4-24-03.

ONE STRONG FINISH: USC was struggling to escape the pack after five games last season, falling to a 3-2 record with a 30-27 overtime loss on Oct. 5 at Washington State. But Palmer and the offense led the Trojans to an 8-0 finish, including their Rose Bowl win over Iowa. The Palmer-led USC offense scored at least 30 points in each of the eight games and averaged 41.5 points during that stretch.

NO LUCK FOR IRISH: Palmer's 425 passing yards and USC's 610 total yards of offense vs. Notre Dame on Nov. 30 of last season were the most ever in each category by a Notre Dame opponent. Palmer tied his career high for pass completions while hitting 32-of-46 with 4 TDs in USC's 44-13 victory.

PALMER ON BEING NO. 1 IN THE DRAFT: "It's a huge honor. But throughout this process, it wasn't as important for me to be the No. 1 pick as it was to be in the right system with the right coaches and the right offense. And that's where I am with the Bengals."

COLLEGE HIGHLIGHTS — 2002: Won numerous honors in addition to Heisman Trophy, including

Johnny Unitas "Golden Arm" Award, Player of the Year by *The Sporting News* and CNN/SI, and first-team All-America designation from the Associated Press, Football Writers Association, CBS Sportsline and ESPN ... Set a USC record for 300-yard passing games (7), and averaged 303.2 yards passing for the season ... Threw at least 1 TD pass in every game, including at least 2 in nine straight games ... Set USC record with 147 straight passes without an interception ... Scored 4 rushing TDs in addition to passing for 33 ... Named Pac-10 Offensive Player of Week three times (Auburn, Oregon and UCLA games) ... In nationally-televised Monday night season opener Sept. 2 vs. Auburn, completed 23-of-32 passes for 302 yards and scored the winning TD in 24-17 victory with 1:26 to play ... Though USC lost in overtime Oct. 5 at Washington State, Palmer set a career completions high while passing 32-for-50 for 381 yards with 2 TD passes and a rushing TD ... Completed 25-of-39 for 289 yards with 2 TDs on Oct. 12 as Trojans began season-closing eight-game win streak with 30-28 squeaker vs. Cal ... Passed for 4 TDs while hitting 21-of-34 for 348 yards on Oct. 19 vs. Washington ... Posted USC-record 448 passing yards Oct. 26 at Oregon, and his 5 TD passes tied school record while fueling 44-33 win ... Performance at Oregon earned him National Player of the Week awards from CNN/SI.com, USAToday.com and SportingNews.com ... Threw for 4 TDs and 317 yards in 49-17 romp Nov. 9 at Stanford ... Passed for 4 TDs and became Pac-10 all-time leader in passing yards, completions and attempts while guiding 52-21 win Nov. 23 at UCLA ... Capped his USC career in Orange Bowl victory over Iowa with 21 of 31 passing for 303 yards and 1 TD ... Completed 9 of 15 passes for 74 yards in Senior Bowl Jan. 18, 2003 in Mobile, Ala. **2001:** Completed 221-of-377 passes (58.6%) for 2717 yards, 13 TDs and 12 INTs as Trojans finished 6-6 with 10-6 loss to Utah in Las Vegas Bowl ... Started all 12 games ... Led victories in the last four regular-season games after team

had struggled to a 2-5 start ... Had a streak of 87 passes without an interception ... Passed for 411 yards Sept. 22 at Oregon, with the two longest TD passes of his career (93 and 75 yards) ... Was 18-for-26 for 295 yards and 3 TDs in victory Oct. 13 vs. Arizona State ... Ran 4 yards on naked bootleg to score game-winning TD in overtime on Nov. 3 in 16-13 home conquest of Oregon State. **2000:** Starting as a sophomore after being redshirted due to injury in 1999, Palmer completed 228-of-415 passes (54.9%) for 2914 yards, 16 TDs and 18 INTs ... Trojans finished 5-7 in Paul Hackett's final season as head coach ... In victory Sept. 9 vs. Colorado, posted his all-time accuracy high for a game with 20 passes or more, completing 25-of-30 (83.3%), and three of his five incompletions were judged as drops ... Passed for 338 yards in win Sept. 23 vs. San Jose State ... Led the season's most memorable victory, 38-35 vs. UCLA on Nov. 18, when he completed 26-of-37 passes for 350 yards and 4 TDs and also had key rushes of 35 and 16 yards ... Named Pac-10 Offensive Player of the Week for his effort vs. UCLA. **1999:** Led USC to victories in its first two games, but suffered broken right collarbone just before halftime of Game 3, Sept. 25 at Oregon, and was sidelined for the remainder of the season, which was allowed to count for him as a redshirt year. **1998:** As a freshman, he started the last four games of the regular season, leading a 3-1 finish that gave USC an 8-4 mark and a berth vs. TCU in the Sun Bowl ... Played in every game.

AIKMAN ADMIRER: Palmer recalls that he first began thinking of becoming an NFL quarterback as a 13 or 14-year-old, when the Dallas Cowboys were beginning a four-year stretch (1992-95) in which they won three Super Bowls. "I kind of jumped on the Cowboys bandwagon at that time," he says. "(Dallas QB) Troy Aikman was my childhood hero and idol. I try to do some of the things he did."

RARE COMPANY: When Palmer made his first USC start, leading a 33-10 win over Washington on Oct. 31, 1998, he became only the second true freshman to start a game at QB for the storied Trojan program. He

started the last four games that season. Rob Johnson, who started one game in 1991, is the only other true freshman to start a game at quarterback for Southern Cal.

CARSON AND ARCHIE: Palmer is the second Heisman Trophy winner drafted by the Bengals. The first was RB Archie Griffin of Ohio State, a two-time Heisman winner, who was Cincinnati's second of two first-round picks and the overall No. 24 pick in 1976. Griffin played eight seasons (1976-83) for the Bengals. He is the club's No. 7 all-time leading rusher (2808 yards) and ranks second all-time among Bengals running backs in pass receptions (192) and receiving yards (1607).

A CINCINNATI PERSONALITY: "I'm a pretty low-key guy," Palmer says. "I think I'll fit in well in Cincinnati, as opposed to L.A. I'm ready to get out of L.A.; it's too up-tempo for me."

HIGH SCHOOL: Attended Santa Margarita High School (in Rancho Santa Margarita, Calif.), where as a senior in 1997 he threw for 31 TDs and just 4 INTs, leading his team to a 14-0 record and its second consecutive CIF Division V championship ... Completed 63% of his passes as a senior (136-of-216) for 2685 yards, and earned multiple All-America honors ... In 1996 as a junior, he led team to a 13-1 record and the Division V title, passing for 25 TDs and only 5 INTs ... Set 27 school records during his career, which featured 55 TD passes and only 10 INTs ... Also played basketball, and averaged 8.0 points and 8.0 rebounds as a senior in 1997-98 as the team went 32-2 and won the CIF and State Division II titles.

PERSONAL: Hometown is Laguna Hills, Calif. ... Majored in public policy and management at USC ... Participated in "Read Across America" program, reading books to elementary school classes in 1999, 2000 and '01 ... Brother, Jordan, was a freshman QB at Texas-El Paso in 2002 ... Carson was married in July of this year to the former Shaelyn Fernandes, who was a goalie on the USC women's soccer team.

CARSON PALMER'S STATISTICS

		Passing										
YEAR	TEAM	G-S	ATT	CMP	PCT	YDS	YDS/ATT	TD	TD%	INT	INT%	LG
1998	Southern Calif.	13-5	235	130	55.3	1755	7.47	7	3.0	6	2.6	66
1999	Southern Calif.	3-3	53	39	73.6	490	9.25	3	5.7	3	5.7	32
2000	Southern Calif.	12-12	415	228	54.9	2914	7.02	16	3.9	18	4.3	61
2001	Southern Calif.	12-12	377	221	58.6	2717	7.21	13	3.4	12	3.2	93
2002	Southern Calif.	13-13	489	309	63.2	3942	8.06	33	6.7	10	2.0	65
CAREER		53-45	1569	927	59.1	11,818	7.53	72	4.6	49	3.1	93

ADDITIONAL STATISTICS: Palmer had 9 career rushing TDs — 1 in 1998, 1 in 1999, 2 in 2000, 1 in 2001 and 4 in 2002.

A NO-WIN SITUATION

The Bengals' Nov. 9, 1969 game at the Astrodome in Houston is unique in club history. It's the only game nobody won.

Cincinnati played its only regular-season tie that afternoon, catching the Oilers at 31-31 on K Horst Muhlmann's 18-yard field goal with 0:22 left in the fourth quarter. Regular-season overtime was not in the rule book at that time.



College: Iowa

Round 2 (#33 overall)

Ht: 6-6 Wt: 297

Birthdate: 4-4-80

Steinbach was widely rated as the top guard available in 2003 NFL Draft, due primarily to his combination of strength and athletic skills ... Starred in high school as a tight end and defensive end, and his team won 50 straight games and three consecutive state championships ... Came to Iowa as a tight end, and moved to offensive line during the second of his five years (following a redshirt season) ... Closed his career last season with Offensive Lineman of the Year honor voted by Big Ten coaches ... Helped lead Hawkeyes to Orange Bowl berth, with an offense averaging 432.9 yards per game ... Iowa allowed only 11 sacks in its 12 regular-season games, and Steinbach was credited with 8 TD-producing blocks ... In Orange Bowl, Steinbach and Iowa played against USC, in which was led at QB by Bengals top draft pick Carson Palmer.

MARVIN LEWIS ON STEINBACH: "We watched a lot of tape before the draft. Eric stood out and made you excited, because he is such a fine athlete."

POWER TRIP: "I definitely am a big weight-room guy," Steinbach says. "Our strength coach at Iowa, Chris Doyle, came in and turned our team from the most beat-up team in the Big Ten to one of the most physical. I was fortunate to have a coach like that."

COLLEGE HIGHLIGHTS — 2002: Earned first-team All-America honors from *Pro Football Weekly* and Walter Camp Foundation ... Played right guard for Iowa club that went 11-2 overall and finished unbeaten (8-0) in Big Ten play ... Credited with 72 knockdown blocks ... In an appearance near Cincinnati on Sept. 7, helped Hawkeyes to 444 yards in victory at Miami (Ohio), springing TB Fred Russell for a 4-yard TD run ... Credited with a knockdown on Jimmy Kennedy, Penn State's

All-American DT, as Hawkeyes took 42-35 overtime road win on Sept. 28 ... Helped Hawkeyes win their last nine regular-season games before 38-17 loss to USC in Orange Bowl ... Played in Senior Bowl Jan. 18, 2003 in Mobile, Ala. **2001:** Earned first-team All-Big Ten honors at guard as Iowa finished 7-5 with Alamo Bowl victory over Texas Tech ... Aided the offense to an average of 393.5 yards per game, and was credited with 55 key blocks ... Suffered ankle sprain in Sept. 1 opener vs. Kent State and missed the Sept. 8 contest vs. Miami (Ohio) ... Started next seven games, but missed last two regular-season games due to a dislocated left elbow suffered Nov. 10 at Northwestern ... Returned to the starting lineup in Dec. 29 bowl win vs. Texas Tech ... **2000:** Opened and closed his sophomore season as a starting guard, but injuries limited him to five games ... Missed season opener due to knee injury suffered in fall practice ... Started next two games, but suffered re-injury of the knee Sept. 16 vs. Iowa State and missed the next six games ... Played in last two games as Hawkeyes RB Ladell Betts completed a 1090-yard rushing season. **1999:** Moved into starting lineup at left guard for his final four games as a freshman. **1998:** Redshirted as a true freshman.

HIGH SCHOOL: Played TE and DE at Providence Catholic High School in New Lenox, Ill. ... Helped lead team to three straight state titles and a 50-game winning streak ... Had school-record 26 sacks on defense as a senior, and 22 receptions for 305 yards and 6 TDs on offense ... Earned honorable mention All-America honors from *USA Today* ... Versatile athlete was a four-sport letterman, also excelling in baseball, basketball and track.

PERSONAL: Hometown is Lockport, Ill. ... Education major at Iowa ... Last name is pronounced "STINE-bock."

FOND FAREWELL

The Bengals played their final game at Cinergy Field (previously known as Riverfront Stadium) on Dec. 12, 1999, and they made the finale a memorable one.

Before a sellout crowd of 59,972, the Bengals defeated Cleveland, 44-28, as the Cincinnati defense set a team record by allowing only 11 net rushing yards (on 11 carries). The Browns' long rushing gain of the day was three yards. The previous low by a Bengals opponent had been 18 yards on 17 carries by Seattle in an AFC Divisional playoff game on Dec. 31, 1988 at Riverfront Stadium. The previous low in a regular-season game was 26 yards on 17 carries by Pittsburgh on Sept. 19, 1982 at Three Rivers Stadium in Pittsburgh.

Offensively, the last game at Cinergy saw the Bengals roll for 279 rushing yards (on 53 carries) — at the time the second-most rushing yards in team history and the most ever in a home game (now the fourth-best in club history and the third-highest figure for a home game). The team record for rushing yards in a game is 407, set on Oct. 22, 2000 vs. Denver at Paul Brown Stadium.



College: Tennessee

Round 3 (#65 overall)

Ht: 6-3 Wt: 218

Birthdate: 8-21-79

87

A gifted athlete, Washington played baseball as a shortstop in the Florida Marlins organization before beginning a two-year football stint (2001-02) at Tennessee ... Despite his limited college football experience, he was considered a probable first-round NFL draft choice before injuries limited him to four games for the Volunteers last season ... Displayed the size (6-3, 218) and skills to be a dominating player at the highest levels of college competition ... Was an all-state quarterback in high school ... Has been cleared for full Bengals participation in 2003, with no expected effects from his injuries in '02.

MARVIN LEWIS ON WASHINGTON: "Kelley is a tremendous athlete with the highest potential. He's impressive to watch. He's shown himself to be not only a receiver who can just flat run, but also a guy with great hands and the ability to run after the catch."

WASHINGTON SINGES BAYOU BENGALS:

Washington exploded onto the college football scene as a 22-year-old freshman in 2001, and Louisiana State in particular bore the brunt. Washington didn't begin the season as a starter, but on Sept. 29 at Knoxville, he scorched LSU with 11 catches for a UT-record 256 yards, with a 70-yard TD. He broke the old yards record by 31. Ten weeks later, Tennessee met LSU again, in the SEC Championship game at Atlanta. Washington had 9 catches for 140 yards, including a 31-yard TD. That's 20 catches for 396 yards against one opponent, in one season.

MORE COLLEGE HIGHLIGHTS — 2002:

Ranked third on team in receptions despite playing only four games, with 23 catches for 443 yards (19.3 avg.) ... In the three games which he played fully healthy, he averaged 6.7 catches and 137.0 yards ... Missed the first two games with a left knee sprain ... Played the next four games, but suffered a concussion Oct. 12 at Georgia that sidelined him for the remainder of the season; had surgery Nov. 19 to fuse two vertebrae in his neck ... Had 7

catches for 102 yards Sept. 21 vs. Florida, was 7-for-197 with a 58-yard TD on Sept. 28 vs. Rutgers, and went 6-for-112 on Oct. 5 vs. Arkansas. **2001:** As a 22-year-old freshman, became only the fourth player in school history to gain 1000 yards receiving in a season, finishing regular season with 1010 yards on 64 catches (15.8) and 5 TDs ... Had three games of 100 or more receiving yards ... In addition to the two LSU games mentioned in the previous item, he had a 108-yard effort on 7 catches on Oct. 6 vs. Georgia ... Had 6 catches for 70 yards and 2 TDs in Citrus Bowl win over Michigan on 1-1-02 ... Named to 2001 Freshman All-America teams by *The Sporting News* and Football Writers Association.

PRO BASEBALL: Washington was a 10th-round draft pick of the Florida Marlins in 1997 ... Played 295 games over four seasons (1997-2000), playing shortstop from 1997-99 and third base in 2000 ... A right-handed hitter, he batted .213 for his career with 9 HRs and 98 RBI ... Played in 1997 for Marlins' entry in the rookie Gulf Coast League ... Played in '98 for Brevard County of the Florida State League and for Kane County of the Midwest League ... Played in '99 for Marlins' Gulf Coast League rookie team and for Brevard County ... Played in 2000 for Kane County.

HIGH SCHOOL: Attended Sherando High School in Stephens City, Va., helping his team to state 2A championship game as a senior ... Passed for 1887 yards and 20 TDs as a senior QB, and at safety on defense intercepted school-record 9 passes ... Earned all-state honors.

PERSONAL: Hometown is Stephens City, Va. ... Despite his high school football exploits, he was an undersized player (170 pounds) and was not recruited out of high school by major college football programs ... Signed a football scholarship with Hofstra, but later elected to play pro baseball instead ... Arts and sciences major at Tennessee ... Full name is James Kelley Washington.

KELLEY WASHINGTON'S STATISTICS

YEAR TEAM	G	Receiving					Rushing					Scoring					
		NO	YDS	AVG	LG	TD	ATT	YDS	AVG	LG	TD	TD	TD-R	TD-P	TD-R	2-PIC	PTS
2001 Tennessee	*13	70	1080	15.4	70	7	0	0	—	—	0	7	0	7	0	0	42
2002 Tennessee	4	23	443	19.3	58	1	1	10	10.0	10	0	1	0	1	0	0	6
CAREER	17	93	1523	16.4	70	8	1	10	10.0	10	0	8	0	8	0	0	48

MISCELLANEOUS STATISTICS: 1 pass completion in 1 attempt for 13 yards in 2001 season (in 2002 Citrus Bowl).

*NOTE: 2001 stats include Citrus Bowl on 1-1-02 vs. Michigan.



College: Oregon State

Round 4 (#98 overall)

Ht: 6-1 Wt: 204

Birthdate: 6-16-80

Weathersby fits the current NFL mold seeking big cornerbacks who can run ... He was rated as a potential steal when Bengals selected him with the first pick in Round 4 ... Had been projected as a possible first-round selection after a college career in which he consistently shut down talented Pac-10 receivers ... But his draft position was unfortunately clouded on Easter Sunday (April 20), just a week before the draft, when he was the innocent victim of a drive-by shooting near his home in Duarte, Calif. ... A bullet entered his back, exited his torso and then entered his left biceps ... He was in critical condition for a time, and did not participate in Bengals minicamps, but has been medically cleared for full participation in Bengals training camp ... Was a four-time selection to the Pac-10 All-Academic team.

JUST WHAT DR. FRAZIER ORDERED: Leslie Frazier, the Bengals' new defensive coordinator, coached cornerbacks to the Pro Bowl as secondary coach in Philadelphia. In Weathersby, he sees the same kind of potential. "No question I like big cornerbacks," Frazier says. "That's what I've had success with in the NFL. To find a guy that can run the way Dennis runs and can cover the way he can cover, that's a rare commodity. Plus, he's an intelligent kid who has won academic honors. Everybody would like to have a guy that can do the things he can do."

COLLEGE HIGHLIGHTS — CAREER: Mainstay player for four years for a program whose three bowl appearances included Fiesta Bowl conquest of Notre Dame for No. 4 national ranking in 2000 ... Weathersby played 48 games over the 1999-2002 seasons and made 45 starts, usually assigned to opposition's top receiver ... Had 5 career INTs, and his 57 pass deflections topped former school mark of 44. **2002:** Started every game at RCB for team that finished 8-5 with Insight.com Bowl appearance vs. Pittsburgh ... Named second-team All-American by *The Sporting News* ... Earned All-Pac-10 first-team honors, leading team with 13 pass deflections and posting career-high 44 tackles (34 solo) ... Scored on an 83-yard blocked FG return Oct. 5 vs. UCLA, scooping

up a kick blocked by teammate Nick Barnett ... Intercepted a Kyle Boller pass in win Oct. 26 vs. Cal, and had 4 pass deflections along with 4 tackles in the game ... Played in East-West Shrine Game Jan. 11, 2003 in San Francisco. **2001:** Started every game at RCB for team that finished 5-6 ... Had 14 pass deflections and had 2 INTs for 76 yards, earning second-team All-American honors from *The Sporting News* ... Named second-team All-Pac-10 by league coaches ... Had 73-yard INT return and had 2 pass deflections in win Nov. 10 vs. Washington ... Blocked a FG and had 2 TFL in Oregon State's win Nov. 17 vs. Northern Arizona. **2000:** Played in every game and started 10 games as a sophomore on club that finished 11-1 with No. 4 national ranking ... Limited to reserve duty in two games due to a leg contusion ... Had 13 pass deflections and 2 interceptions ... Was only player in Pac-10 named to coaches' all-conference team and also earn first-team all-conference academic honors. **1999:** Played all 12 games and started 11 as a freshman, helping OSU to 7-5 season that included an Oahu Bowl berth vs. Hawaii ... Made 37 tackles (33 solo) and had team-leading 17 pass deflections ... Named freshman All-American by *The Sporting News* and *Football News*, and named first-team All-Pac-10 by *Tacoma News Tribune* ... Got his chance to start as a freshman when Ricky Walker, projected starting RCB, suffered shoulder dislocation just before Beavers' season opener ... Had 5 tackles (1 fumble recovery and 2 pass deflections Oct. 2 vs. USC. **1998:** Redshirted as a true freshman.

HIGH SCHOOL: Two-way starter as a senior and three-year starter on defense at Duarte (Calif.) High School ... As a senior, played slotback receiver on offense and cornerback on defense, and won all-league and region honors at both positions ... Had 1132 all-purpose yards and scored 12 TDs as a senior ... Two-year starter in basketball and ran 200 meters and short and long relays in track.

PERSONAL: Hometown is Duarte, Calif. ... Liberal studies major at Oregon State, enrolled in college of liberal arts ... Was born in Glendora, Calif.

DENNIS WEATHERSBY'S STATISTICS

		Defense							Interceptions					Scoring					
YEAR	TEAM	G	ST	AT	SKS-			FR	NO	YDS	AVG	LG	TD	TD	TD		S	PTS	
					TT	YDS	PBU								INTR	BFGRI			
1998	Oregon State	0	DID NOT PLAY — REDSHIRTED							DID NOT PLAY					DID NOT PLAY				
1999	Oregon State	12	33	4	37	0-0	17	0	1	0	0	—	—	0	0	0	0	0	
2000	Oregon State	12	14	3	17	0-0	13	0	0	2	0	0.0	0	0	0	0	0	0	
2001	Oregon State	11	20	7	27	0-0	14	0	0	2	76	38.0	73	0	0	0	0	0	
2002	Oregon State	13	34	10	44	1-2	13	1	0	1	0	0.0	0	0	1	0	1	6	
CAREER		48	101	24	125	1-2	57	1	1	5	76	15.2	73	0	1	0	1	6	

MISCELLANEOUS STATISTICS: 1 blocked field goal attempt in 2001.



College: Western Kentucky

Round 4 (#118 overall)

Ht: 5-11 Wt: 265

Birthdate: 9-4-80

Johnson began his college career as an All-Big Ten freshman team selection at Indiana, and closed it last season as a key blocker and yardage-producer for Western Kentucky's Division I-AA national championship team ... Gained 947 scrimmage yards himself last season (637 rushing, 310 receiving) and was primary lead blocker for a 1606-yard rushing season by HB Jon Frazier ... Though built like a fireplug (5-11, 265) for blocking purposes, he shows excellent hands as a receiver and has averaged more than 5.0 yards per rush in three of his four college seasons ... His overall agility on a huge frame led one scouting analyst to call him "a Jerome Bettis-type."

COACH JIM ANDERSON SAYS: "Jeremi needs to prove he can put it all together on the NFL level, but he has great physical ability. He's a blocker, number one, but he can do other things with the ball himself that our fullback needs to do. He was a big reason his team won a national championship last year."

COLLEGE HIGHLIGHTS — CAREER: Played 33 games with 16 starts for three seasons (1999-2001) at Indiana before transferring to Western Kentucky for 2002 ... Left Indiana to follow T.J. Weist, Hoosiers wide receivers coach, who was leaving to join Western Kentucky as running backs coach ... Averaged 5.1 yards per rush and 10.4 yards per reception during his time at Indiana. **2002:** Played in all 15 games and started 10 as Western Kentucky claimed the NCAA Division I-AA championship with a 12-3 record ... Did not complete his transfer and join the team until August ... Averaged 6.2 yards per rush (102-637) and 13.5 yards per reception (23-310), with 4 TDs (2 rushing, 2 receiving) ... Closed the regu-

lar season Nov. 16 at Southern Illinois with 86 rushing yards on 4 carries, including a 61-yard TD run ... In first round of playoffs, Nov. 30 vs. Murray State, Johnson had a season-high 160 rushing yards on 12 carries, with a 58-yard run and a 14-yard TD run ... In national title game vs. McNeese State, a 34-14 WKU win played Dec. 20 at Chattanooga, Johnson had 102 scrimmage yards — 90 receiving yards (3 receptions) with a 16-yard TD catch, and 12 rushing yards (5 carries). **2001:** Started 11 games in his final season at Indiana, averaging 5.7 yards per rush (95-546) and 13.3 yards per catch (16-213) ... Scored 3 TDs vs. Northwestern, 2 rushing and 1 receiving ... Rushed 13-for-96 at Michigan State, with 19-yard TD run ... Closed the season with 104 scrimmage yards vs. Kentucky, gaining 97 rushing with TDs of 1 and 27 yards. **2000:** Played in every game as an Indiana sophomore, with one start ... Averaged 5.2 yards per rush (20-103) with 2 TDs, and caught 11 passes for 83 yards (7.5 avg.). **1999:** Played in every game with four starts as an Indiana freshman, earning All-Big Ten freshman team honors ... Rushed 69-for-282 (4.1) with 2 TDs and was 10-for-90 receiving with 1 TD ... Scored rushing TDs vs. Northwestern and Iowa.

HIGH SCHOOL: Attended Ballard High School in Louisville, Ky., where as a junior and senior he rushed for over 2000 total yards with 35 TDs ... Tallied 1517 yards with 17 TDs as a senior, earning numerous All-America honors ... Four-year starter.

PERSONAL: Hometown is Louisville, Ky. ... Recreation sport management major at Western Kentucky ... First name is pronounced as "Jeremy."

JEREMI JOHNSON'S STATISTICS

		Rushing						Receiving						Scoring					
YEAR	TEAM	G	ATT	YDS	AVG	LG	TD	NO	YDS	AVG	LG	TD	TD	TD-R	TD-P	TD-R	2-Ptc	PTS	
1999	Indiana	11	69	282	4.1	22	2	10	90	9.0	41	1	3	2	1	0	0	18	
2000	Indiana	11	20	103	5.2	15	2	11	83	7.5	26	0	2	2	0	0	0	12	
2001	Indiana	11	95	546	5.7	27	7	16	213	13.3	38	1	8	7	1	0	0	48	
2002	Western Kentucky	15	102	637	6.2	61	2	23	310	13.5	49	2	4	2	2	0	0	24	
IND. TOTALS		33	184	931	5.1	27	11	37	386	10.4	41	2	13	11	2	0	0	78	
W. KY. TOTALS		15	102	637	6.2	61	2	23	310	13.5	49	2	4	2	2	0	0	24	
CAREER		48	286	1568	5.5	61	13	60	696	11.6	49	4	17	13	4	0	0	102	

THIS RECORD HOLDS THE RECORD

The oldest season record in Bengals history, and the only one still standing from the Nippert Stadium years, is QB **Greg Cook's** average of 9.41 yards gained per passing attempt in 1969. The only other average of more than nine yards was 9.21 by QB **Boomer Esiason** in 1988.

OLB



KHALID ABDULLAH



College: Mars Hill

Round 5 (#136 overall)

Ht: 6-2 Wt: 227

Birthdate: 3-6-79

53

A fluid athlete with excellent speed, Abdullah has the chance to be an immediate contributor to Bengals special teams while attempting the transition from small college to NFL linebacker. ... Boosted his draft stock with a good showing at the NFL Scouting Combine, and has the frame to add more size and power. ... Earned NCAA Division II All-America honors as a senior and was selected to the All-South Atlantic Conference team in each of his four college seasons. ... Set school season record with 15 sacks as a freshman, and had a pair of 100-yard interception returns in his career.

COACH LESLIE FRAZIER SAYS: "Khalid's strength is unquestionably his speed and athleticism. In the NFL, you put a premium on guys who can run and shed blockers, and he's proven he can do that, even though he played at a smaller college. He can chase people down and make tackles, and that's why we think he can help us right away on special teams."

COLLEGE HIGHLIGHTS — CAREER: Four-year standout at Mars Hill College (Mars Hill, N.C.), playing 43 games with 41 starts. ... Set the school record in tackles-for-loss, posting 49 for 216 yards. ... Totaled 359 tackles (216 solo) with 28 sacks for 188 yards. ... Also had 5 interceptions, returning 3 for TDs and averaging 57.6 yards per return. ... Credited with 21 pass deflections, 9 forced fumbles and 4 fumble recoveries. ... Played in the Rotary Gridiron Classic College All-Star Game on 1-25-03 in Orlando, Fla., and recorded 3 solo tackles. **2002:** Division II All-American selection by *Associated Press*, American Football Coaches Association and *Football Gazette*. ... Named Defensive Player of the Year in South

Atlantic Conference. ... Started all 11 games, ranking second on team with 98 tackles (73 solo), including 5 sacks and 17 tackles-for-loss. **2001:** Credited with 84 tackles (56 solo), including 6 sacks. ... Had a 100-yard INT return vs. Wingate. ... Had 13 tackles, tying his career high, vs. Tusculum. **2000:** Earned all-conference first-team honors for a season of 98 tackles (49 solo) with 2 sacks and 2 INTs. ... Returned both of his INTs for touchdowns, with a 100-yarder vs. Gardner-Webb and a 25-yarder vs. Newberry. **1999:** Named South Atlantic Conference Defensive Freshman of the Year. ... Started every game, with 79 tackles, including a school-record 15 sacks for 97 yards in losses. ... Also credited with 14 tackles-for-loss.

COACH RICKY HUNLEY SAYS: "I've seen this guy play special teams, and he's a head-hunter. He gets down the field in a hurry, and you get excited when you see a guy with this much intensity. He comes from good stock, with his brother (Rahim Abdullah) having played in the NFL (for Cleveland). He has the will to prepare, and that will put him in position to compete."

HIGH SCHOOL: Attended Fletcher High School in Jacksonville, Fla. ... Ranked as one of the top eight defensive ends in the Dixie Region by *Blue Chip Illustrated*, and earned honorable mention All-America honors from *USA Today*.

PERSONAL: Hometown is Jacksonville Beach, Fla. ... Recreation major at Mars Hill. ... Name is pronounced "kuh-LID ab-DOO-luh". ... His brother, Rahim Abdullah, was an All-American LB at Clemson and played for the Cleveland Browns (1999-2000).

KHALID ABDULLAH'S STATISTICS

YEAR TEAM	G	ST	AT	TT	Defense				NO	YDS	AVG	LG	TD	Interceptions				TD	Scoring			
					SKS-YDS	PBU	FF	FR											TD	TD	S	PTS
1999 Mars Hill	11	38	41	79	15-97	4	3	0	1	33	33.0	33	0	0	0	0	0	0	0	0	0	0
2000 Mars Hill	10	49	49	98	2-12	2	1	0	2	125	62.5	100	2	2	2	0	0	0	0	0	12	0
2001 Mars Hill	11	56	28	84	6-46	7	2	1	1	100	100.0	100	1	1	1	0	0	0	0	0	6	0
2002 Mars Hill	11	73	25	98	5-33	8	3	3	1	30	30.0	30	0	0	0	0	0	0	0	0	0	0
CAREER	43	216	143	359	28-188	21	9	4	5	288	57.6	100	3	3	3	0	0	0	0	18	0	18

FUTURE SUPER BOWL DATES AND SITES

Super Bowl	Date	Location
Super Bowl XXXVIII	February 1, 2004	Houston, Texas
Super Bowl XXXIX	February 6, 2005	Jacksonville, Florida
Super Bowl XL	February 5, 2006	Detroit, Michigan



College: South Carolina

Round 6 (#174 overall)

Ht: 6-1 Wt: 303

Birthdate: 7-17-81

60

A tough interior lineman with a rugged build, Moore held his ground through four years of Southeastern Conference play, with 46 games played and 32 starts ... High-effort player with explosive moves off the line ... Saw most of his action as nose tackle in a 3-4 defense, and projects to DT spot in Bengals' 4-3 alignment ... Played on Gamecock squads that defeated Ohio State two consecutive years in the Outback Bowl ... Signed contract with Bengals on 6-5-03.

COACH JAY HAYES SAYS: "Langston is quick and has good hands. He's strong, with a low center of gravity. He plays very good fundamental football. He possesses things that are important to me about the way a person plays football, and I knew his coaches well, so I feel good about our knowledge of him."

COLLEGE HIGHLIGHTS — 2002: Started all 12 games, with 60 tackles (40 solo), including 3 sacks for 15 yards and 10 tackles-for-loss (32 yards) ... Had 3 forced fumbles, and credited with 3 QB pressures that resulted in interceptions ... Had 1 INT himself, with 2-yard return ... Had his first career INT and also caused a fumble Sept. 7 at Virginia ... Had season-high 9 tackles with a sack and a caused fumble in win Oct. 12 at Kentucky. **2001:** Started all 12 games at nose tackle for team that went 9-3 with 31-28 Outback Bowl win over Ohio

State ... Credited with 56 tackles (35 solo) and 2 blocked kicks ... Had 4 tackles in Sept. 1 season opener vs. Boise State, and blocked a FG attempt that teammate Rashad Faison returned 82 yards for TD ... Blocked a FG try for second consecutive game Sept. 8 at Georgia, contributing to 14-9 win ... Had season-high 10 tackles with a sack Oct. 27 at Tennessee ... Posted 7 tackles (4 solo) in Outback Bowl win Jan. 1 vs. Ohio State, leading an effort that held vaunted Buckeye running game to 64 yards.

2000: Played 11 games with one start as sophomore on Gamecock squad that went 8-4 with 24-7 win over Ohio State in Outback Bowl ... Had 21 tackles and 2 sacks, returning to defensive line after playing on offense as a freshman. **1999:** Began freshman year on defense, but was moved to the other side of the ball when injuries struck the offensive line ... Started seven games at guard.

HIGH SCHOOL: Attended James Island High School in Charleston, S.C., where he was rated one of the state's top 25 recruits by *SuperPrep* magazine ... Had 130 tackles and 8 sacks as a senior.

PERSONAL: Hometown is Charleston, S.C. ... Majored at South Carolina in sport and entertainment management ... Participated in track as well as football at South Carolina, competing in the shot put ... Favorite hobbies include reading and music.

LANGSTON MOORE'S STATISTICS

		Defense								Interceptions					Scoring					
		G	ST	AT	TT	SKS-YDS			PBU	FF	FR	NO	YDS	AVG	LG	TD	TD		S	PTS
YEAR	TEAM					IntRt	FRRI													
1999	South Carolina	11	0	0	0	0-0	0	0	0	0	0	0	0	—	—	0	—	—	—	—
2000	South Carolina	11	18	3	21	2-19	0	1	0	0	0	0	0	—	—	0	—	—	—	—
2001	South Carolina	12	35	21	56	1-6	0	0	0	0	0	0	0	—	—	0	—	—	—	—
2002	South Carolina	12	40	20	60	3-15	0	3	0	1	2	2.0	2	0	—	—	—	—	—	—
CAREER		46	93	44	137	6-40	0	4	0	1	2	2.0	2	0	—	—	—	—	—	—

MISCELLANEOUS STATISTICS: 2 blocked field goal attempts in 2001.

GAMES WERE THISCLOSE

More than half of the NFL games played during the 2002 regular season were decided by eight points or less, and nearly half were decided by seven points or less:

POINTS	GAMES	PCT.
8 or Less	137 of 256	54%
7 or Less	126 of 256	49%
3 or Less	63 of 256	25%

OT



SCOTT KOOISTRA



College: North Carolina State

Round 7 (#215 overall)

Ht: 6-6 Wt: 320

Birthdate: 10-14-80

75

Tall athlete with a lean, muscular build, Kooistra was hindered by injuries in his sophomore season but came back to start every game at OT as a junior and senior ... Played in a passing offense, and was credited by scouts as having excellent pass-blocking instincts ... A product of N.C. State's offseason conditioning program, he added 40 pounds since arriving on campus as a freshman ... Signed contract with Bengals on 6-4-03.

COACH PAUL ALEXANDER SAYS: "Scott is a big guy who has a good upside athletically, and those are the kind of guys I like. He's a good weightlifter who takes care of his body, and he's played a lot of games in a big-time program."

COLLEGE HIGHLIGHTS — 2002: Starting right tackle for N.C. State team that posted 11-3 record, capped by 28-6 conquest of Notre Dame in Gator Bowl ... Helped the Wolfpack offense generate 391.8 yards per game ... Credited with 73 knockdown blocks ... Had 7 knockdowns vs. New Mexico, including one on a 21-yard TD pass, as offense generated 410 yards ... Had 8 knockdowns vs. Navy and made the key block on 1-yard TD run by QB Phillip Rivers ... Made key blocks on two TD runs at Texas Tech, including T.A. McClendon's 8-yard overtime score

that gave NCSU a 51-48 win ... In Gator Bowl win over Notre Dame, his cut block on blitzing safety Gerome Sapp helped key a 7-yard TD pass. **2001:** Started every game at left tackle, with 38 knockdowns for offensive unit that averaged 358.2 yards per game ... Had 7 knockdowns vs. Maryland ... Had season-high 9 knockdowns vs. Florida State and cleared a rush lane used by Ray Robinson for 3-yard TD run. **2000:** Battled through an injury-plagued season ... Missed the first four games after suffering a rupture of his right patella tendon in fall drills ... Returned to the lineup in Game 5 vs. Clemson, and had starts at RT against Florida State and Maryland, but suffered a re-injury of the knee in the Maryland game and missed the remainder of the season. **1999:** Played in five games as a freshman.

HIGH SCHOOL: Attended Cary (N.C.) High School, where he started as a lineman on both sides of the ball ... Earned all-conference honors as a senior, when on defense he had 110 tackles with 8 sacks ... Team posted records of 11-2 and 8-3 in his junior and senior seasons ... Academic all-conference performer as a senior.

PERSONAL: Hometown is Cary, N.C. ... History major at N.C. State ... Last name is pronounced "KOO-struh."

DE



ELTON PATTERSON



College: Central Florida

Round 7 (#259 overall)

Ht: 6-2 Wt: 271

Birthdate: 6-13-81

67

A three-year starter and a team captain at Central Florida, Patterson logged 30.5 career sacks, with 9 or more in each of his last three campaigns ... Fell just 1 short of the school's career sacks record, and his 59.5 career tackles-for-loss set a UCF record ... Is not blessed with classic NFL size, but gets top marks for intensity and has developed impressive strength with a tough weight-room regimen.

COACH JAY HAYES SAYS: "Elton has been productive against good competition, and now he gets the chance to step up and see where he goes from there. He's a smooth athlete with good strength. I thought he stood out very much when I saw him work out."

COLLEGE HIGHLIGHTS — 2002: Started all 12 games at weak-side DE for Central Florida club that finished 7-5, going 7-2 after an 0-3 start ... Earned first-team All-Mid American Conference honors, ranking third in the conference in sacks (9.5) and fifth in tackles-for-loss (16.5) ... Recorded 63 tackles and 25 quarterback pressures, and 5 of his pressures led to interceptions ... Had 9 tackles in UCF's Aug. 31 season opener at Penn State, including tackle-for-loss against standout RB Larry Johnson ... On Sept. 7 at Arizona State, had 7 tackles, including 2.5 sacks and 3.5 tackles-for-loss, and both his QB pressures helped force interceptions ... Earned MAC East Division Defensive Player of Week honors in homecoming win Oct. 26 vs.

Akron, logging 8 tackles, with 3 sacks and a forced fumble ... Had 6 tackles, 1 sack and 6 pressures in 48-31 victory Nov. 23 at Miami (Ohio). **2001:** Had an outstanding junior season in which he was named UCF's Most Valuable Player while earning *Football News* honorable mention All-America honors ... Credited with 85 tackles, 9 sacks, and a team-high 21 tackles-for-loss ... Tied for sixth in the nation in forced fumbles (5) ... Had a season-high 15 tackles with a sack in the season opener vs. Clemson ... Had 14 tackles with 2 sacks vs. UAB. **2000:** Won UCF's Outstanding Defensive Lineman award as a sophomore, and also earned *Football News* All-Independent team honors ... Posted what would be his career highs in tackles (88) and sacks (10) ... Registered 16 tackles (9 solo) against Northern Illinois. **1999:** Won team's Outstanding Defensive Rook-

ie award ... Played in all 11 games in a reserve role, recording tackles in nine games ... Had season-high 4 tackles, with a sack, vs. Auburn.

HIGH SCHOOL: Attended Rickards High School in Tallahassee, Fla., where he played DE and OG ... Earned first-team all-state honors as a senior, posting 85 tackles with 8 sacks and grading 90% on the offensive line ... Also lettered in basketball and track.

PERSONAL: Hometown is Tallahassee, Fla. ... Health services administration major at UCF ... Earned all-scholastic honors in his conference as a prep football player, and had the highest grade point average among prep football players in Tallahassee ... Is the youngest of 10 children in his family.

ELTON PATTERSON'S STATISTICS

YEAR	TEAM	G	Defense								Interceptions					Scoring				
			ST	AT	TT	YDS	PBU	FF	FR	NO	YDS	AVG	LG	TD	TD	Int	TD	FR	S	PTS
1999	Central Florida	11	13	7	20	2-6	1	0	0	—	—	—	—	—	—	—	—	—	—	—
2000	Central Florida	11	54	34	88	10-68	2	2	1	—	—	—	—	—	—	—	—	—	—	—
2001	Central Florida	11	43	42	85	9-47	2	5	0	—	—	—	—	—	—	—	—	—	—	—
2002	Central Florida	12	41	22	63	9.5-65	4	1	0	—	—	—	—	—	—	—	—	—	—	—
CAREER		45	151	105	256	30.5-186	9	8	1	—	—	—	—	—	—	—	—	—	—	—

BENGALS FUTURE OPPONENTS

The NFL has announced the regular-season scheduling rotation for all teams through 2009. The rotation sets 14 of the 16 opponents for each team in each season.

The 14 opponents will be common to all teams in a division. Only two of a team's 16 games may involve opponents not common to other divisional foes, as two games will be determined each year based on the previous season's standings.

Following is a list of the 14 known opponents for each Bengals season from 2004 through 2009:

2004

Home: Baltimore, Cleveland, Pittsburgh, Buffalo, Miami, Dallas, N.Y. Giants.

Away: Baltimore, Cleveland, Pittsburgh, New England, N.Y. Jets, Philadelphia, Washington.

2005

Home: Baltimore, Cleveland, Pittsburgh, Houston, Indianapolis, Green Bay, Minnesota.

Away: Baltimore, Cleveland, Pittsburgh, Jacksonville, Tennessee, Chicago, Detroit.

2006

Home: Baltimore, Cleveland, Pittsburgh, Oakland, San Diego, Atlanta, Carolina.

Away: Baltimore, Cleveland, Pittsburgh, Denver, Kansas City, New Orleans, Tampa Bay.

2007

Home: Baltimore, Cleveland, Pittsburgh, New England, N.Y. Jets, Arizona, St. Louis.

Away: Baltimore, Cleveland, Pittsburgh, Buffalo, Miami, San Francisco, Seattle.

2008

Home: Baltimore, Cleveland, Pittsburgh, Jacksonville, Tennessee, Philadelphia, Washington.

Away: Baltimore, Cleveland, Pittsburgh, Houston, Indianapolis, Dallas, N.Y. Giants.

2009

Home: Baltimore, Cleveland, Pittsburgh, Denver, Kansas City, Chicago, Detroit.

Away: Baltimore, Cleveland, Pittsburgh, Oakland, San Diego, Green Bay, Minnesota.

ROOKIE FREE AGENTS

**JAMES ADKISSON — WR****Ht:** 6-4**College:** South Carolina**Wt:** 230**Born:** 1-11-80**15**

Injuries limited Adkisson's career at South Carolina to just 19 games in three seasons with eight starts, but his size and excellent straight-line speed earned him a shot with Bengals ... Gamecocks coach Lou Holtz called him "as talented a receiver as I've ever coached" ... Career receiving totals of 28 catches for 347 yards (12.4 avg.) and 1 TD ... Was slated entering his 2002 senior season to be South Carolina's No. 1 wideout, but he saw action in only five games due to a succession of injuries (knee, eye, hamstring) ... Played for the South team in the Hula Bowl on Feb. 1, 2003 in Hawaii, catching 3 passes for 29 yards ... Played the first two games in 2001, but was sidelined

with a back injury and was granted a medical redshirt ... Played 12 games (4 starts) as a junior in 2000 for Gamecock squad that went 8-4 with 24-7 Outback Bowl win over Ohio State ... Had 17 catches for 227 yards in 2000, including 8-for-100 vs. Eastern Michigan ... Played junior college ball in 1998-99 for Kemper Military School (Boonville, Mo.), where he earned All-America honors as a sophomore with 59 catches for 1375 yards (23.3 avg.) and 7 TDs ... Hometown is St. Louis, Mo. ... Played one year of football at Ritenour High School, earning all-state honors as a kickoff returner ... Competed in track on the U.S. Junior Olympic team as well as at South Carolina ... Retailing major at South Carolina ... Signed with Bengals on 5-2-03.

**JA'WAREN BLAIR — DT****Ht:** 6-6**College:** East Carolina**Wt:** 288**Born:** 5-13-80**69**

A tall DT with potential to further increase his bulk and strength, Blair developed a reputation for consistency and sure tackling during two seasons as a starter in Conference USA ... Uses his long arms effectively to separate from blockers and secure the ball carrier ... Finished his career with 132 tackles and 5.5 sacks, playing 33 games in three seasons with 24 starts ... Did not see action as a freshman in 1999 ... Led the ECU line with 87 tackles last season, ranking third on the team, and also had 2 sacks and a blocked kick ... Had 14 tackles vs. Southern

Mississippi and Duke ... Had 12 tackles with 2 tackles-for-loss vs. Houston, and had a pair of sacks while causing and recovering a fumble vs. UAB ... Had 3 sacks against TCU as a junior in 2001 ... Hometown is Winston-Salem, N.C. ... Attended R.J. Reynolds High School, where he earned all-county and all-conference honors while starting for four seasons as a linebacker and defensive end ... Had 289 career tackles in high school, was a team captain, and won the team's Outstanding Senior award ... Industrial distribution major at East Carolina ... Signed with Bengals on 5-2-03 ... First name is pronounced "juh-WAR-in."

**CHESLEY BORDERS — WR****Ht:** 6-0**College:** North Carolina**Wt:** 195**Born:** 8-4-80**12**

Borders blossomed in his senior year at UNC, starting all 12 games and finishing second on team in receptions (32) for 499 yards (15.6 avg.) and 5 TDs ... Made lasting mark on UNC season Oct. 5 at Arizona State, catching 9 passes for 192 yards and a school-record 4 TDs ... Scored vs. Arizona State on plays of 11, 31, 28 and 74 yards, and his 74-yarder proved to be the game-winner in a 38-35 contest ... His yardage total vs. Arizona State was third-most ever by a Tar Heel receiver ... Selected as a senior for UNC's "Super Ram" award, the top team honor for

weight room work ... Punishing blocker with the potential to contribute on special teams for the Bengals as well as on offense ... Noted as a "Super Sleeper Team" selection by the *NFL Draft Report* ... Opened his senior season with 3 catches for 54 yards in 27-21 loss to Miami (Ohio) ... Played as a reserve his first three seasons ... Had career totals of 65 catches for 1027 yards with 9 TDs ... Redshirted at UNC in 1998; played from 1999-2002 ... Hometown is Shelby, N.C. ... Earned all-state honors as a senior at Crest High School, catching 40 passes for 1073 yards (26.8 avg.) with 16 TDs ... Communications major at UNC ... Signed with Bengals on 5-2-03.



RAY JACKSON — HB

Ht: 6-1

College: Cincinnati

Wt: 227

Born: 8-1-78



38

A productive ground gainer and touchdown producer for two University of Cincinnati bowl teams (in 2000 and '01), Jackson signed his first pro contract with the Bengals on 3-13-03 ... Began his college career at Michigan in 1997-98, rushing 23 times for 86 yards during the two seasons, and began play at UC as a transfer after sitting out '99 ... In two seasons at UC, rushed 346 times for 1400 yards (4.0 avg.) with 13 TDs and averaged 17.1 yards on 40 pass receptions (582 total yards) with 5 TDs ... In 2000, was 201-for-808 rushing with 6 TDs and 7-for-127 receiving with 2 TDs as the Bearcats reached the Motor

City Bowl vs. Marshall ... Led the Bearcats in rushing in 2000 and earned first-team All-Conference USA honors ... In 2001, was 145-for-592 rushing (with 7 TDs) and 27-for-455 receiving (3 TDs) as Bearcats faced Toledo in the Motor City Bowl ... His 455 receiving yards in 2001 were the most ever by a Bearcats RB, and his 27 catches were school's most by a RB since '88 ... Hometown is Indianapolis, Ind. ... Attended Lawrence Central High School, where he lettered twice in football and was all-state as a junior, but he did not play football as a senior ... Lettered four times in prep basketball, leading team in points, rebounds and steals as a senior ... Criminal justice major at UC.



BELTON JOHNSON — OT

Ht: 6-6

College: Mississippi

Wt: 303

Born: 7-23-80



73

Originally a walk-on, Johnson was a three-year starter in the tough SEC, opening at right tackle in 36 consecutive games from 2000-02 ... Key protector of standout QB Eli Manning, and was a big factor in Ole Miss' performance of allowing only 50 sacks the last four years, lowest total of any SEC team during that span ... Credited with 93 key blocks/knockdowns last season as the offense gained 4663 yards and allowed only 17 sacks in their 13 games ... Credited with key blocks on 2 TDs on Nov. 28 vs. Mississippi State as Rebels beat their in-state rival in season finale to become bowl eligible ... In the Independence

Bowl on Dec. 27 vs. Nebraska, he again was credited with two TD-producing blocks as Rebels won, 27-23 ... Credited with 66 knockdown blocks as a junior in 2001 as offense averaged 415 yards per game with SEC-low 10 sacks allowed ... Started for his last two seasons alongside his younger brother, Marcus, the Rebels' right guard ... Did not play in 1998 as an Ole Miss redshirt, and played in four games as a freshman in '99 ... Hometown is Coffeeville, Miss. ... Four-year football letterman at Coffeeville High School ... Art major at Ole Miss, making the Dean's Honor Roll in the fall of 2000 and spring of '02; made 2001 SEC Academic Honor Roll ... Signed with Bengals on 5-2-03.



GARRY JOHNSON — OT

Ht: 6-3

College: Arkansas State

Wt: 293

Born: 7-25-79



64

A model of consistency, Johnson started every game (46) at the NCAA Division I level during his Arkansas State career ... Earned first-team all-conference honors in each of his last three seasons ... Was a candidate for Lombardi Award and Outland Trophy ... Selected for the Rotary Gridiron Classic College All-Star Game on 1-25-03 in Orlando, Fla. ... Did not allow a sack in his final three seasons ... Never missed any playing time due to injury during his college career ... Started at right tackle as a freshman and sophomore before moving to left tackle for his final two seasons ... Earned first-team All-Sun Belt Conference honors as a senior, registering 104 key blocks/knockdowns, grading 91.3% ... Credited with 15

knockdowns and 2 TD-producing blocks as Indians amassed 467 yards vs. Idaho ... Also was All-Sun Belt first-team as a junior left tackle; credited with 95 key blocks/knockdowns ... Earned All-Big West Conference first-team honors as a sophomore, becoming Arkansas State's first lineman to grade 90% for blocking consistency for a season ... Redshirted in 1998, and started every game as a freshman in '99, earning second-team All-Big West honors ... Hometown is Texarkana, Texas ... Attended Texarkana High School, where he was a three-year offensive line starter as well as the senior class secretary, a student council representative and was selected school's 1997 "Outstanding Young Man" ... Physical therapy major at Arkansas State; member of 2000 Athletic Director's Honor Roll ... Signed with Bengals on 5-2-03.



TOMMY JONES — QB

Ht: 6-3

College: Indiana

Wt: 231

Born: 8-3-79



4

Native of nearby Eaton, Ohio, shared time last season as Indiana's starting QB, losing his starting job after first two games but regaining it for final two ... In 2000 and '01, was backup QB to multi-talented Antwaan Randle El ... Completed 75 of 152 passes (49.3%) last season for 879 yards and 9 TDs, contributing to Hoosiers establishing school record for passing yards in a season (3020) ... Completed 22-of-39 passes for 180 yards and 2 TDs in start Nov. 16 vs. Penn State ... Threw 30-yard TD pass

in fourth-quarter relief role Sept. 28 at Ohio State ... Missed most of 2001 season, sidelined after four games with tendinitis in throwing shoulder ... Attended Eaton (OH) High School, where he was named one of top 90 players in nation by *Tom Lemming's Prep Football Report* ... As a prep senior, passed for 1532 yards and 18 TDs, and rushed 67 times for 586 yards and 10 TDs ... Averaged over 20 points per game for two seasons on Eaton's basketball team, and played shortstop on baseball team ... General studies major at Indiana ... Signed with Bengals on 5-3-03.



DUSTIN McQUIVEY — C

Ht: 6-3

College: Utah

Wt: 299

Born: 3-27-78



58

A three-season Utah starter, McQuivey was one of team's strongest players, posting a 495-pound squat and a 415-pound bench in weight room ... Earned All-Mountain West Conference honorable mention in 2002, ranking second on team in knockdowns (97) ... Provided excellent pass protection as team averaged 234.6 yards per game through the air, and was consistently accurate snapper in shotgun formation ... Also earned all-conference honorable mention in 2001, starting every game, posting 98 knockdowns and getting 98.8% coaches' grade for hustle ... Made Ac-

ademic All-MWC in '01 ... Played nine games with seven starts in 2000 ... Redshirted in 1999 ... Enters his first pro camp at age 25 (after junior year at Utah), having taken two years between high school and start of college career to work a two-year mission for Mormon Church ... Hometown is Bountiful, Utah ... Lettered as a two-way lineman at Bountiful High School ... Was team captain and team MVP as prep senior, earning *USA Today* All-America honorable mention ... Member of National Honor Society in high school ... Business management major at Utah, where he was also a member of student-athlete advisory committee ... Signed with Bengals on 5-2-03.



DELOISE MOORE — SS

Ht: 5-11

College: Troy State

Wt: 208

Born: 6-12-81



40

Primarily a linebacker during his two seasons at Troy State, Moore will try to crack the Bengals roster as a safety ... An excellent athlete, he played running back in junior college at Gulf Coast Community College (Biloxi, Miss.) and was a two-time all-state selection, averaging more than 7 yards per rush (1473 yards on 200 carries) with 16 TDs during his two seasons ... Came to Troy State as a junior in 2001 and played in 10 games, seeing action at strong safety and linebacker ... As a senior in 2002, started every game at LB and finished with 82 tackles (tied for second on the team) and had 5.5

tackles-for-loss totaling 22 yards ... Had a 12-yard sack and a forced fumble in '02 season opener against Nebraska ... Recorded double figures in tackles three times last season, including career-high 13 against Utah State in his final game ... Hometown is Biloxi, Miss. ... Attended St. Martin High School, where he rushed for 1455 yards and 14 touchdowns as a junior but missed his entire senior season with an ankle injury ... Also was a state champion powerlifter in high school, winning the 198-pound class as a junior and the 220-pound class as a senior ... Biology major at Troy State ... First name is pronounced "duh-LOO-iss" ... Signed with Bengals on 6-11-03.



TERRELL ROBERTS — CB

Ht: 5-10

College: Oregon State

Wt: 197

Born: 4-7-81



30

A veteran of four seasons in the pass-oriented Pac-10, Roberts has good speed and quickness, combined with the strength and willingness to be a solid run defender ... Also has demonstrated ability as a kick returner, averaging 12.5 yards on 20 career punt returns and returning 9 kickoffs as a senior for a 22.8 avg. ... In 45 career games at Oregon State, he had 115 career tackles (79 solo) with 5 interceptions, 22 passes broken up and 2 forced fumbles ... Started at LCB for 23 of his last 24 games over his junior and senior seasons, missing one game with an injury ... In OSU defensive backfield in 2001 and '02, played opposite RCB Dennis Weathersby, who was a Bengals' fourth-round pick in this year's NFL

Draft ... As a senior in 2002, Roberts posted 54 tackles (41 solo) with 2 INTs and 11 passes broken up ... Had senior-season tackle highs of 9 (7 solo) against UCLA and Oregon, and his interception set up the go-ahead TD in 31-21 victory over Stanford ... Played in Hula Bowl all-star game on 2-1-03 in Hawaii ... As a junior in 2001, had 3 INTs and 11 PBU ... Played 10 games as a reserve free safety as a freshman in 1999, and split time between safety and cornerback in 12 games as a sophomore in 2000 ... Born in Berkeley, Calif.; later lived in Richmond, Calif., where he attended El Cerrito High School ... In prep football, he earned All-Bay Area honors on offense and defense from the *San Francisco Chronicle* ... Communications major at Oregon State ... Has a twin brother, Claudell Jr. ... Signed with Bengals on 5-2-03.



RODNEY THOMAS — ILB

Ht: 6-0

College: Clemson

Wt: 230

Born: 10-16-80



52

A prolific hitter with 47 career games played at Clemson, Thomas ranks as the No. 10 tackler in school history (321) ... Had 6 career sacks and 23 tackles-for-loss ... As a senior in 2002, he posted 167 tackles, which ranked second on the team and sixth for a season in Clemson history ... Ranked third in Atlantic Coast Conference in tackles per game ... Academic All-ACC selection in 2002 ... Closed his senior season with 15 tackles vs. Texas Tech in Tangerine Bowl, including 2 tackles-for-loss (1 sack) ... Had eight games with at least 12 tackles as a senior, topped by 19-stop effort in victory at Duke ... Had

back-to-back 16-tackle games against Florida State and Virginia ... Started 11 of 12 games as a junior in 2001 and ranked fourth on the team with 100 tackles ... As a sophomore, he set a Clemson record for special teams tackles (26) ... Hometown is Dublin, Ga. ... Attended West Laurens High School, where he earned all-state honors with a senior season that included 138 tackles and 12 forced fumbles ... He was the first NCAA Division I football signee in the 26-year history of his high school ... Won his high school team's offseason conditioning award for four straight years ... Majored in parks, recreation and tourism management at Clemson ... Signed with Bengals on 5-2-03.



MAURICE TUCKER — CB

Ht: 5-11

College: South Florida

Wt: 185

Born: 11-10-79



42

A Florida native, Tucker started 20 games in two seasons at South Florida after coming to USF as a transfer from Indiana University ... Attracted Bengals scouts with his good awareness and quickness in press coverage ... Played in 10 games as a senior in 2002, recording 44 tackles (35 solo) with 2 INTs and 13 passes broken up ... Closed his career in 32-14 win at Houston with a 27-yard INT return and 2 passes defended ... Also had an INT as a senior against Charleston Southern, and had a

season-high 7 tackles with a forced fumble against Northern Illinois ... Started 10 games as a junior in 2001, with 33 tackles (24 solo), 10 passes broken up and 2 forced fumbles ... His top game as a junior came in win at Pittsburgh, when he had 6 tackles, including one for an 11-yard loss, broke up 3 passes, and recovered an onside kick ... Sat out the 2000 season under NCAA transfer rules, after joining the team in late August ... Played in nine games with seven starts in 1999 at Indiana, recording 23 tackles (20 solo) ... Hometown is Bartow, Fla. ... Attended Bartow High School.



ADAM ZIESEL — WR

Ht: 6-2

College: Missouri Western

Wt: 194

Born: 4-16-81



16

A precise route-runner with a variety of moves, Ziesel lettered for four years at Missouri Western, an NCAA Division II school, and led the team in receiving in each of his final two seasons ... Scored 20 TDs in his last 21 games ... As a senior in 2002, he led the team in touchdowns (11) as well as in receptions (58) and receiving yards (810) ... Earned second-team berth as a senior on the All-Mid America Intercollegiate Athletics Association squad ...

Had 9 catches for 155 yards with 2 TDs as a senior vs. Central Missouri, and closed his career with a 9-for-127 day with 2 TDs vs. Truman State ... As a junior, earned all-conference honorable mention honors with 54 catches for 867 yards and 9 TDs ... Hometown is St. Joseph, Mo., where Missouri Western is located ... Lettered as a receiver and defensive back at Benton High School ... General studies major at Missouri Western ... Last name is pronounced "ZEE-sull."

FIRST SINCE '89

The 2002 Bengals were the first Cincinnati team since 1989 with a 3000-yard passer, a 1000-yard rusher and a 1000-yard receiver.

QB **Jon Kitna** passed for 3178 yards last season, while HB **Corey Dillon** rushed for 1311 yards, and WR **Chad Johnson** had 1166 receiving yards.

In 1989, **Boomer Esiason** passed for 3525, **James Brooks** rushed for 1239, and **Tim McGee** had 1211 receiving.

Other past Bengals teams with this trifecta include:

- **1988:** Esiason passed for 3572, **Ickey Woods** rushed for 1066 and **Eddie Brown** had the still-current team record of 1273 receiving.

- **1986:** Esiason passed for the current team record of 3959, Brooks rushed for 1087 and **Cris Collinsworth** had 1024 receiving.

- **1981:** **Ken Anderson** passed for 3754, **Pete Johnson** rushed for 1077 and **Cris Collinsworth** had 1009 receiving.

REPLAY CHALLENGES

In 16 games in 2002, the Bengals were involved with 15 video replay challenges of officials' calls. In only two of the 15 cases did the referee determine there was sufficient visual evidence to reverse the original call. One reversal favored the Bengals, and one favored the opponent.


Six of the challenges were initiated by the Bengals, seven were initiated by the opponent, and two were initiated by NFL replay officials during the last two minutes of a half.

In all six of the Bengals' challenges, the original call was upheld. The opponents' seven challenges resulted in one reversal against Cincinnati. The reversal came on Sept. 15 at Cleveland, when a 12-yard pass completion from Gus Frerotte to T.J. Houshmandzadeh on a fourth-down-and-7 play was disallowed early in the fourth quarter.

One of the two challenges by NFL replay officials resulted in a reversal. The reversal favored Cincinnati. On Nov. 10 at Baltimore, with 0:22 remaining in the first half, a 91-yard fumble return for a TD by Baltimore's Chad Williams was disallowed. It was ruled after review that Williams was down by contact before returning his recovery of a Corey Dillon fumble.

Of plays upheld after the review process, two which were favorable to the Bengals stand out. On Nov. 3 at Houston, the Texans were denied when they challenged that Cincinnati CB Artrell Hawkins had stepped out of bounds before completing a team-record tying 102-yard INT return. And on Dec. 8 at Carolina, the Panthers were denied when they sought reversal of a Dee Brown fumble that was recovered by Bengals DE Bernard Whittington at the Cincinnati 2-yard line. The fumble was forced by JoJuan Armour.

BENGALS MAKE PALMER NO. 1 PICK IN 2003 NFL DRAFT



©NFL Photos 2003

Bengals No. 1 draft choice QB Carson Palmer with NFL Commissioner Paul Tagliabue at NFL Draft Headquarters on April 26 in New York City.

With his selection as the No. 1 pick overall in the 2003 NFL Draft, Bengals quarterback **Carson Palmer** became:

- The first Heisman Trophy winner since **Vinny Testaverde** (1987, Tampa Bay) to be chosen with the No. 1 overall pick.
- The 17th Heisman winner selected first all-time.
- The sixth Heisman quarterback chosen first — after **Angelo Bertelli** (1944, Boston), **Paul Hornung** (1957, Green Bay), **Terry Baker** (1963, Los Angeles), **Jim Plunkett** (1971, New England), and Testaverde.
- The second USC Heisman winner picked No. 1, after **O.J. Simpson** in 1969 by Buffalo.
- The 22nd quarterback chosen No. 1 all-time (first: **Angelo Bertelli**, 1944, Boston); last: **David Carr**, 2002, Houston).
- The fifth USC player chosen No. 1 overall — after T **Ron Yary** (1968, Minnesota); RB **O.J. Simpson** (1969, Buffalo); RB **Ricky Bell** (1977, Tampa Bay); and WR **Keyshawn Johnson** (1996, N.Y. Jets).
- The 10th USC player — and first Trojan quarterback — chosen in the first round in the past 10 years.
- The first USC player drafted by the Bengals since Pro Football Hall of Fame tackle **Anthony Munoz** (selected No. 3 overall in 1980).

2003 DRAFT DATA

2003 NFL DRAFT DATA

PALMER HELPS USC TIE NOTRE DAME FOR MOST FIRST-ROUND PICKS

The University of Southern California had two players selected in the first round of the 2003 NFL Draft — quarterback Carson Palmer by the Bengals (the No. 1 overall pick) and safety Troy Polamalu by the Pittsburgh Steelers (No. 16 overall). Those two picks enabled Southern Cal to tie Notre Dame (with center Jeff Faine, picked No. 21 by Cleveland) for first place in all-time first-round draft choices with 60.

The colleges with the most total first-round picks:

Notre Dame	60
Southern Cal	60
Ohio State	56
Miami (Fla.)	50
Florida	39
Michigan	38
Tennessee	35
Alabama	33
Penn State	32
Michigan State	31
Nebraska	31
Oklahoma	31
Texas	31



QB AND RB — THE MOST FREQUENTLY SELECTED NO. 1 PICKS

Quarterbacks and running backs have each been selected as the No. 1 overall pick in the NFL Draft 22 times — the most of any position. A QB has been chosen No. 1 overall in each of the last three years and five times in the last six drafts. The last 10 No. 1 selections:

Year	Player	Pos.	College	NFL Team
2003	Carson Palmer	QB	Southern California	Cincinnati
2002	David Carr	QB	Fresno State	Houston
2001	Michael Vick	QB	Virginia Tech	Atlanta
2000	Courtney Brown	DE	Penn State	Cleveland
1999	Tim Couch	QB	Kentucky	Cleveland
1998	Peyton Manning	QB	Tennessee	Indianapolis
1997	Orlando Pace	OT	Ohio State	St. Louis
1996	Keyshawn Johnson	WR	Southern California	New York Jets
1995	Ki-Jana Carter	RB	Penn State	Cincinnati
1994	Dan Wilkinson	DT	Ohio State	Cincinnati

FIRST-ROUND DRAFT PICKS — OFFENSE VS. DEFENSE

The 2003 NFL Draft saw 18 defensive players and 14 offensive players selected in the first round. The breakdown by offense/defense in round No. 1 over the last 15 drafts:

Year	Off.	Def.	Year	Off.	Def.	Year	Off.	Def.
2003	14	18	1998	14	16	1993	15	14
2002	16	16	1997	14	16	1992	13	15
2001	15	16	1996	17	13	1991	13	14
2000	17	14	1995	18	14	1990	11	14
1999	16	15	1994	13	16	1989	15	13



2002 IN REVIEW



BENGALS 2002 STATISTICS

WON 2, LOST 14

DATE	W/L	SCORE	OPPONENT	ATT
September 8	L	6-34	San Diego	53,705
September 15	L	7-20	at Cleveland	73,358
September 22	L	3-30	at Atlanta	68,129
September 29	L	7-35	Tampa Bay	57,234
October 6	L	21-28	at Indianapolis	56,570
October 13	L	7-34	Pittsburgh	63,900
October 27	L	24-30	Tennessee	52,822
November 3	W	38-3	at Houston	69,827
November 10	L	27-38	at Baltimore	69,024
November 17	L	20-27	Cleveland	64,060
November 24	L	21-29	at Pittsburgh	60,473
December 1	L	23-27	Baltimore	44,878
December 8	L	31-52	at Carolina	66,799
December 15	L	15-29	Jacksonville	42,092
December 22	W	20-13	New Orleans	43,544
December 29	L	9-27	at Buffalo	47,850

TEAM STATISTICS

BENGALS OPP.

Total First Downs	315	315
Rushing	105	104
Passing	186	182
Penalty	24	29
3rd Down: Made-Att	87-223	83-199
3rd Down Pct.	39.0	41.7
4th Down: Made-Att	11-30	7-14
4th Down Pct.	36.7	50.0
Possession Avg.	28:55	31:05
Total Net Yards	5206	5265
Avg. Per Game	325.4	329.1
Total Plays	1054	976
Avg. Per Play	4.9	5.4
Net Yards Rushing	1730	2003
Avg. Per Game	108.1	125.2
Total Rushes	426	498
Net Yards Passing	3476	3262
Avg. Per Game	217.3	203.9
Sacked-Yards Lost	37-256	24-153
Gross Yards	3732	3415
Att.-Completions	591-350	454-287
Completion Pct.	59.2	63.2
Had Intercepted	22	9
Punts-Average	73-38.2	65-41.8
Net Punting Avg.	28.7	37.9
Penalties-Yards	99-884	101-867
Fumbles-Ball Lost	26-13	21-11
Touchdowns	34	55
Rushing	13	16
Passing	17	30
Returns	4	9

SCORE BY PERIODS

	1	2	3	4	OT	PTS
Bengals	61	91	50	77	0	279
Opponents	110	157	95	94	0	456

RUSHING	No	Yds	Avg	Lg	TD
Corey Dillon	314	1311	4.2	67-1	7
Brandon Bennett	33	155	4.7	29	0
Rudi Johnson	17	67	3.9	13	0
Nicolas Luchey	12	59	4.9	10	2
Jon Kitna	24	57	2.4	12-1	4
Lorenzo Neal	9	31	3.4	9	0
Gus Frierotte	4	22	5.5	9	0
Peter Warrick	8	22	2.8	11	0
Akili Smith	4	5	1.3	3	0
Michael Westbrook	1	1	1.0	1	0

Bengals	426	1730	4.1	67-1	13
Opponents	498	2003	4.0	41-1	16

RECEIVING	No	Yds	Avg	Lg	TD
Chad Johnson	69	1166	16.9	72-1	5
Peter Warrick	53	606	11.4	37-1	6
Ron Dugans	47	421	9.0	31	0
Corey Dillon	43	298	6.9	19	0
T.J. Houshmandzadeh	41	492	12.0	31	1
Matt Schobel	27	212	7.9	20-1	2
Lorenzo Neal	21	133	6.3	15	1
Brandon Bennett	18	109	6.1	15	0
Danny Farmer	9	115	12.8	51	0
Michael Westbrook	8	94	11.8	26-1	2
Nicolas Luchey	7	46	6.6	15	0
Rudi Johnson	6	34	5.7	14	0
Tony Stewart	1	6	6.0	6	0

Bengals	350	3732	10.7	72-1	17
Opponents	287	3415	11.9	69	30

INTERCEPTIONS	No	Yds	Avg	Lg	TD
Artrell Hawkins	2	102	51.0	102-1	1
Kevin Kaesviharn	2	17	8.5	17	0
Brian Simmons	1	51	51.0	51-1	1
Oliver Gibson	1	6	6.0	6	0
Jeff Burris	1	5	5.0	5	0
Lamont Thompson	1	4	4.0	4	0
Cory Hall	1	2	2.0	2	0

Bengals	9	187	20.8	102-1	2
Opponents	22	428	19.5	98-1	3

PUNTING	No	Yds	Avg	Net	TB	In20	Lg	B
Nick Harris	65	2608	40.1	31.4	4	11	57	1
Travis Dorsch	5	162	32.4	1.8	0	0	46	0
Neil Rackers	2	17	8.5	6.5	0	1	19	0

Bengals	73	2787	38.2	28.7	4	12	57	1
Opponents	65	2714	41.8	37.9	6	24	64	0

PUNT RETURNS	Ret	FC	Yds	Avg	Lg	TD
T.J. Houshmandzadeh	24	4	117	4.9	34	0
Peter Warrick	4	0	14	3.5	10	0
Jeff Burris	0	1	0	—	—	0
Danny Farmer	0	4	0	—	—	0

Bengals	28	9	131	4.7	34	0
Opponents	41	8	611	14.9	95-1	3

SCORING	Total TDs	TD Rush	TD Rec	TD PR	TD KOR	TD Int Rl	TD FR Rl	TD BFG Rl	TD BP Rl	Kick PAT	FG	2-Pt Conv	S	TP
Neil Rackers	0	0	0	0	0	0	0	0	0	30-32	15-18	0	0	75
Corey Dillon	7	7	0	0	0	0	0	0	0	—	—	0	0	42
Peter Warrick	6	0	6	0	0	0	0	0	0	—	—	0	0	36
Chad Johnson	5	0	5	0	0	0	0	0	0	—	—	0	0	30
Jon Kitna	4	4	0	0	0	0	0	0	0	—	—	0	0	24
Nicolas Luchey	2	2	0	0	0	0	0	0	0	—	—	0	0	12
Matt Schobel	2	0	2	0	0	0	0	0	0	—	—	0	0	12
Michael Westbrook	2	0	2	0	0	0	0	0	0	—	—	0	0	12
Brandon Bennett	1	0	0	0	1	0	0	0	0	—	—	0	0	6
Artrell Hawkins	1	0	0	0	0	1	0	0	0	—	—	0	0	6
T.J. Houshmandzadeh	1	0	1	0	0	0	0	0	0	—	—	0	0	6
Lorenzo Neal	1	0	1	0	0	0	0	0	0	—	—	0	0	6
Brian Simmons	1	0	0	0	0	1	0	0	0	—	—	0	0	6
Takeo Spikes	1	0	0	0	0	0	1	0	0	—	—	0	0	6
Bengals	34	13	17	0	1	2	1	0	0	30-32	15-18	0-2	0	279
Opponents	55	16	30	3	1	3	1	0	1	51-52	23-31	2-3	1	456

KICKOFF RETURNS	No	Yds	Avg	Lg	TD
Brandon Bennett	49	1231	25.1	94-1	1
T.J. Houshmandzadeh	13	288	22.2	44	0
Rudi Johnson	13	277	21.3	42	0
Lorenzo Neal	5	52	10.4	17	0
Nicolas Luchey	3	40	13.3	17	0
Ron Dugans	1	6	6.0	6	0
Brock Gutierrez	1	11	11.0	11	0
Bengals	85	1905	22.4	94-1	1
Opponents	57	1191	20.9	99-1	1

FIELD GOALS	1-19	20-29	30-39	40-49	50+	Total
Neil Rackers	2-2	5-5	3-3	3-5	2-3	15-18
Bengals	2-2	5-5	3-3	3-5	2-3	15-18
Opponents	0-0	7-8	8-11	7-9	1-3	23-31

FIELD GOAL ATTEMPTS BY GAME:

Neil Rackers: (21G, 54G) (-) (24G) (45N) (-) (46N) (44G) (25G) (43G, 35G) (37G, 31G) (-) (40G) (52N, 24G) (51G, 18G, 25G) (-) (19G).

Opponents: (28G, 27G) (52G, 45G) (44G, 26G, 34G) (-) (-) (34G, 32N, 30G) (33G, 28G, 46G) (23G, 46B, 53N) (33G) (24N, 27G, 40G) (33G, 51N, 43G, 45G) (49N, 38N) (-) (-) (38G, 33N, 43G) (32G, 25G).

PASSING	Att	Cmp	Yds	Cmp %	Yds/Att	TD	TD %	Int	Int %	Lg	Sacks-Yds	Rat
Jon Kitna	473	294	3178	62.2	6.72	16	3.4	16	3.4	72t	24-159	79.1
Gus Frolotte	85	44	437	51.8	5.14	1	1.2	5	5.9	51	10-74	46.1
Akili Smith	33	12	117	36.4	3.55	0	0.0	1	3.0	24	3-23	34.5
Bengals	591	350	3732	59.2	6.31	17	2.9	22	3.7	72t	37-256	71.8
Opponents	454	287	3415	63.2	7.52	30	6.6	9	2.0	69	24-153	99.9

2002 DEFENSIVE & SPECIAL TEAMS STATISTICS

— Coaches' Statistics —

DEFENSE

Player	ST	AT	TT	Sks-Yds	Int-Yds	PBU	FF	FR-Yds
Takeo Spikes	113	58	171	1.5-12	0-0	1	2	4-45
Brian Simmons	85	45	130	3-12	1-51	5	0	0-0
Artrell Hawkins	67	25	92	2-12	2-102	8	1	2-19
Cory Hall	51	20	71	2-6	1-2	2	0	0-0
Jeff Burris	48	22	70	0-0	1-5	10	2	1-32
Canute Curtis	45	23	68	0-0	0-0	1	1	0-0
Justin Smith	53	14	67	6.5-56	0-0	1	1	0-0
Kevin Kaesviharn	44	18	62	0-0	2-17	13	1	0-0
JoJuan Armour	45	16	61	0-0	0-0	6	0	0-0
Tony Williams	32	11	43	5-34	0-0	0	0	0-0
Marquand Manuel	27	7	34	0-0	0-0	3	1	0-0
Mark Roman	5	33	0-0	0-0	0-0	1	0	0-0
Oliver Gibson	26	7	33	0-0	1-6	3	0	0-0
Glen Steele	22	10	32	0-0	0-0	2	0	0-0
Bernard Whittington	26	5	31	1-3	0-0	0	0	2-0
Adrian Ross	19	9	28	0-0	0-0	0	0	0-0
Reinard Wilson	11	1	12	0-0	0-0	2	0	0-0
Vaughn Booker	9	2	11	0-0	0-0	1	0	0-0
Lamont Thompson	8	1	9	0-0	1-4	1	0	0-0
Reggie Myles	3	1	4	0-0	0-0	0	0	0-0
Eric Ogboogu	3	1	4	0-0	0-0	0	0	0-0
Jason Perry	3	1	4	0-0	0-0	0	1	1-15
Ligarius Jennings	1	2	3	0-0	0-0	0	0	0-0
Armegis Spearman	1	0	1	0-0	0-0	0	0	0-0
Ron Smith	0	1	1	0-0	0-0	0	0	0-0
TEAM	—	—	—	3-18	—	—	—	—

SPECIAL TEAMS

Player	ST	AT	TT	FF	FR-Yds	BP	BFG	BXP
Marquand Manuel	19	0	19	0	0-0	0	0	0
Ron Dugans	18	0	18	0	0-0	0	0	0
Brandon Bennett	15	0	15	0	0-0	0	0	0
Riall Johnson	12	0	12	0	0-0	0	0	0
Reggie Myles	12	0	12	0	0-0	0	0	0
JoJuan Armour	10	0	10	0	0-0	0	1	0
Adrian Ross	10	0	10	0	0-0	0	0	0
Brad St. Louis	8	0	8	0	0-0	0	0	0
Chris Edmonds	7	0	7	0	0-0	0	0	0
Ligarius Jennings	7	0	7	0	0-0	0	0	0
Cory Hall	6	0	6	0	0-0	0	0	0
Neil Rackers	6	0	6	0	0-0	0	0	0
Canute Curtis	4	0	4	0	0-0	0	0	0
Lorenzo Neal	4	0	4	0	0-0	0	0	0
Lamont Thompson	4	0	4	0	0-0	0	0	0
Kevin Kaesviharn	3	0	3	0	0-0	0	0	0
Nicolas Luchey	3	0	3	0	0-0	0	0	0
Jeff Burris	2	0	2	0	0-0	0	0	0
Mark Roman	2	0	2	0	0-0	0	0	0
Armegis Spearman	2	0	2	0	0-0	0	0	0
Sean Brewer	1	0	1	0	0-0	0	0	0
Jason Perry	1	0	1	0	0-0	0	0	0

BUSIEST BENGALS — OFFENSE & DEFENSE

LG **Matt O'Dwyer** was the only Bengal to play every snap with his unit in 2002, seeing action in all 1056 offensive plays. RLB **Takeo Spikes** led the Cincinnati defense in total snaps last season, playing in 971 of 978 snaps.

Here is a list of the five most active players on each unit (from coaching staff statistics):

— OFFENSE —

(1056 total scrimmage plays)

Player	Snaps	Pct. of Total
Matt O'Dwyer, G	1056	100.0%
Willie Anderson, T	1049	99.3%
Rich Braham, C	964	91.3%
Chad Johnson, WR	931	88.2%
Corey Dillon, HB	864	81.8%

— DEFENSE —

(978 total scrimmage plays)

Player	Snaps	Pct. of Total
Takeo Spikes, LB	971	99.3%
Justin Smith, DE	934	95.5%
Tony Williams, DT	930	95.1%
Artrell Hawkins, CB	849	86.8%
Brian Simmons, LB	848	86.7%

BENGALS 2002 GAME-BY-GAME TEAM STATISTICS

BENGALS

GAME	TOT YDS	RUSH- YDS	NET PASS YDS	COMP- ATT	TD-P/ INT	SACKS- YDS	1D	3D- CONV	F-FL	POSS
9-8 S.D.	203	13-36	167	18-31	0/1	4-31	13	4-11	0-0	22:12
9-15 @Cle.	357	31-156	201	26-47	1/3	5-38	28	9-17	2-0	31:18
9-22 @Atl.	191	20-66	125	18-42	0/2	2-11	11	5-16	1-0	23:15
9-29 T.B.	168	29-74	94	12-33	0/1	3-23	11	2-17	2-1	28:38
10-6 @Ind.	410	24-173	237	31-43	1/3	1-7	23	2-11	3-1	30:45
10-13 Pitt.	268	24-78	190	23-35	0/3	5-32	18	8-14	1-1	28:48
10-27 Tenn.	384	40-191	193	17-23	2/0	0-0	22	5-11	1-1	33:55
11-3 @Hou.	390	35-127	263	22-27	4/0	0-0	25	6-10	0-0	31:22
11-10 @Balt.	372	28-123	249	28-41	2/3	3-23	20	7-16	1-1	32:35
11-17 Cle.	350	22-102	248	17-30	1/0	1-10	14	5-12	2-1	23:38
11-24 @Pitt.	352	21-54	298	22-39	1/0	1-0	17	7-15	1-1	25:52
12-1 Balt.	381	29-78	303	30-46	2/1	1-5	25	6-16	2-1	32:26
12-8 @Car.	340	29-83	257	25-37	2/0	4-38	25	6-15	4-1	31:08
12-15 Jax.	300	24-65	235	22-42	0/1	3-23	19	7-17	1-1	29:59
12-22 N.O.	423	39-240	183	20-40	1/2	2-7	25	7-16	4-2	35:19
12-29 @Buff.	317	18-84	233	19-35	0/2	2-8	19	1-9	1-1	21:22
TOTALS	5206	426-1730	3476	350-591	17/22	37-256	315	87-223	26-13	28:55

OPPONENTS

GAME	TOT YDS	RUSH- YDS	NET PASS YDS	COMP- ATT	TD-P/ INT	SACKS- YDS	1D	3D- CONV	F-FL	POSS
9-8 S.D.	401	45-241	160	15-19	2/0	1-0	27	6-10	0-0	37:48
9-15 @Cle.	265	27-75	190	17-30	2/0	1-8	15	4-12	0-0	28:42
9-22 @Atl.	306	36-143	163	16-26	2/0	1-11	18	5-14	0-0	36:45
9-29 T.B.	363	28-101	262	19-30	3/2	2-15	17	4-11	2-1	31:22
10-6 @Ind.	311	25-87	224	21-34	2/1	0-0	19	6-14	0-0	29:15
10-13 Pitt.	408	35-211	197	16-25	1/2	2-19	21	7-12	1-0	31:12
10-27 Tenn.	342	27-134	208	16-27	3/0	1-7	20	4-11	1-1	26:05
11-3 @Hou.	268	25-82	186	18-32	0/2	2-13	22	5-13	0-0	28:38
11-10 @Balt.	325	32-162	163	16-24	1/0	2-20	21	4-10	2-2	27:25
11-17 Cle.	382	35-140	242	22-36	3/1	0-0	22	11-18	1-0	36:22
11-24 @Pitt.	391	35-156	235	22-26	1/0	1-1	21	3-11	1-0	34:08
12-1 Balt.	247	31-148	99	10-19	2/0	3-16	15	6-13	1-0	27:34
12-8 @Car.	401	29-82	319	21-29	3/1	0-0	23	5-9	2-2	28:52
12-15 Jax.	321	30-109	212	19-28	3/0	3-11	20	3-12	0-0	30:01
12-22 N.O.	210	20-33	177	16-38	1/0	3-26	11	2-14	5-2	24:41
12-29 @Buff.	324	38-99	225	23-31	1/0	2-6	23	8-15	5-3	38:38
TOTALS	5265	498-2003	3262	287-454	30/9	24-153	315	83-199	21-11	31:05

BENGALS 2002 RED ZONE REPORT

BENGALS

Inside-20 possessions	42
Total scores	29 (69.0%)
TDs	19 (45.2%)
FGs	10 (23.8%)
TD% NFL rank:	27th
No scores	13 (31.0%)
Lost on downs	8 (19.0%)
Interceptions	3 (7.1%)
Missed FGs	1 (2.4%)
Fumbles	1 (2.4%)

OPPONENTS

Inside-20 possessions	58
Total scores	49 (84.5%)
TDs	32 (55.2%)
FGs	17 (29.3%)
TD% NFL rank:	19th
No scores	9 (15.5%)
Missed FGs	3 (5.2%)
Fumbles	3 (5.2%)
Interceptions	2 (3.4%)
Lost on downs	1 (1.7%)

BENGALS 2002 STARTING LINEUPS

OFFENSE

GAME	WR	LOT	LG	C	RG	ROT	TE	WR	QB	HB	FB
9-8 S.D.	Houshmandzadeh	Webb	O'Dwyer	Braham	Goff	Anderson	Brewer	Warrick	Frerotte	Dillon	Jones(TE)
9-15 @Cle.	Westbrook	Webb	O'Dwyer	Braham	Goff	Anderson	Brewer	Warrick	Frerotte	Dillon	Neal
9-22 @Atl.	Westbrook	Webb	O'Dwyer	Braham	Goff	Anderson	Jones	C.Johnson	Frerotte	Dillon	Neal
9-29 T.B.	C.Johnson	Webb	O'Dwyer	Braham	Rehberg	Anderson	Schobel	Warrick	A.Smith	Dillon	Neal
10-6 @Ind.	C.Johnson	Jones	O'Dwyer	Braham	Rehberg	Anderson	Schobel	Warrick	Kitna	Dillon	Neal
10-13 Pitt.	C.Johnson	Jones	O'Dwyer	Braham	Rehberg	Anderson	Schobel	Warrick	Kitna	Dillon	Farmer(WR)
10-27 Tenn.	C.Johnson	Jones	O'Dwyer	Braham	Goff	Anderson	Houshmandzadeh(WR)	Warrick	Kitna	Dillon	Dugans(WR)
11-3 @Hou	C.Johnson	Jones	O'Dwyer	Braham	Goff	Anderson	Schobel	Westbrook	Kitna	Dillon	Neal
11-10 @Balt.	C.Johnson	Jones	O'Dwyer	Braham	Goff	Anderson	Schobel	Westbrook	Kitna	Dillon	Neal
11-17 Cle.	C.Johnson	Jones	O'Dwyer	Braham	Goff	Anderson	Houshmandzadeh(WR)	Warrick	Kitna	Dillon	Dugans(WR)
11-24 @Pitt.	C.Johnson	Jones	O'Dwyer	Braham	Goff	Anderson	Schobel	Houshmandzadeh	Kitna	Dillon	Luchey(TE)
12-1 Balt.	C.Johnson	Jones	O'Dwyer	Gutierrez	Goff	Anderson	Schobel	Warrick	Kitna	Dillon	Luchey(TE)
12-8 @Car.	C.Johnson	Jones	O'Dwyer	Braham	Goff	Anderson	Schobel	Warrick	Kitna	Dillon	Luchey(TE)
12-15 Jax.	C.Johnson	Jones	O'Dwyer	Braham	Goff	Anderson	Schobel	Dugans	Kitna	Dillon	Neal
12-22 N.O.	C.Johnson	Jones	O'Dwyer	Braham	Goff	Anderson	Schobel	Dugans	Kitna	Dillon	Neal
12-29 @Buff.	C.Johnson	Jones	O'Dwyer	Braham	Goff	Anderson	Houshmandzadeh(WR)	Warrick	Kitna	Dillon	Dugans(WR)

DEFENSE

GAME	LDE	LDT	RDT	RDE	LLB	MLB	RLB	LCB	RCB	SS	FS
9-8 S.D.	Booker	Gibson	Williams	J.Smith	Curtis	Simmons	Spikes	Burris	Hawkins	Hall	Roman
9-15 @Cle.	Whittington	Gibson	Williams	J.Smith	Ross	Simmons	Spikes	Burris	Hawkins	Armour	Hall
9-22 @Atl.	Booker	Gibson	Williams	J.Smith	Ross	Simmons	Spikes	Burris	Hawkins	Armour	Hall
9-29 T.B.	Whittington	Gibson	Williams	J.Smith	Ross	Simmons	Spikes	Burris	Hawkins	Kaesviharn(CB)	Hall
10-6 @Ind.	Booker	Gibson	Williams	J.Smith	Ross	Simmons	Spikes	Burris	Hawkins	Manuel	Hall
10-13 Pitt.	Booker	Gibson	Williams	J.Smith	Curtis	Ross	Spikes	Burris	Hawkins	Manuel	Hall
10-27 Tenn.	Whittington	Gibson	Williams	J.Smith	Ross	Simmons	Spikes	Burris	Hawkins	Manuel	Hall
11-3 @Hou	Whittington	Gibson	Williams	J.Smith	Curtis	Simmons	Spikes	Kaesviharn	Hawkins	Manuel	Hall
11-10 @Balt.	Whittington	Gibson	Williams	J.Smith	Curtis	Simmons	Spikes	Burris	Hawkins	Manuel	Hall
11-17 Cle.	Booker	Steele	Williams	J.Smith	Curtis	Simmons	Spikes	Kaesviharn	Hawkins	Manuel	Hall
11-24 @Pitt.	Whittington	Steele	Williams	J.Smith	Curtis	Simmons	Spikes	Kaesviharn	Hawkins	Armour	Hall
12-1 Balt.	Whittington	Steele	Williams	J.Smith	Curtis	Simmons	Spikes	Kaesviharn	Hawkins	Armour	Hall
12-8 @Car.	Whittington	Steele	Williams	J.Smith	Curtis	Simmons	Spikes	Burris	Hawkins	Armour	Hall
12-15 Jax.	Whittington	Steele	Williams	J.Smith	Curtis	Simmons	Spikes	Burris	Kaesviharn	Armour	Hall
12-22 N.O.	Whittington	Steele	Williams	J.Smith	Curtis	Simmons	Spikes	Burris	Hawkins	Armour	Manuel
12-29 @Buff.	Whittington	Steele	Williams	J.Smith	Curtis	Simmons	Spikes	Burris	Hawkins	Armour	Manuel

BENGALS 2002 BEST SINGLE-GAME PERFORMANCES

Rushing yards

- 164 — Corey Dillon, Oct. 6 at Indianapolis
- 138 — Corey Dillon, Oct. 27 vs. Tennessee
- 126 — Corey Dillon, Dec. 22 vs. New Orleans

Rushing attempts

- 30 — Corey Dillon, Oct. 27 vs. Tennessee
- 23 — Corey Dillon, Oct. 6 at Indianapolis
- 23 — Corey Dillon, Dec. 1 vs. Baltimore

Longest rushes

- 67 — Corey Dillon, Oct. 6 at Indianapolis (TD)
- 31 — Corey Dillon, Oct. 27 vs. Tennessee
- 29 — Brandon Bennett, Dec. 22 vs. New Orleans

Receptions

- 8 — Corey Dillon, Sept. 15 at Cleveland
- 7 — Ron Dugans, Oct. 6 at Indianapolis
- 7 — Chad Johnson, Oct. 13 vs. Pittsburgh
- 7 — Peter Warrick, Nov. 3 at Houston
- 7 — Chad Johnson, Nov. 10 at Baltimore
- 7 — Chad Johnson, Nov. 24 at Pittsburgh
- 7 — Ron Dugans, Dec. 1 vs. Baltimore
- 7 — Peter Warrick, Dec. 22 vs. New Orleans

Receiving yards

- 152 — Chad Johnson, Nov. 24 at Pittsburgh
- 123 — Chad Johnson, Dec. 29 at Buffalo
- 114 — Chad Johnson, Dec. 8 at Carolina

Passing yards

- 308 — Jon Kitna, Dec. 1 vs. Baltimore
- 298 — Jon Kitna, Nov. 24 at Pittsburgh
- 295 — Jon Kitna, Dec. 8 at Carolina

Pass attempts

- 47 — Gus Frerotte, Sept. 15 at Cleveland
- 46 — Jon Kitna, Dec. 1 vs. Baltimore
- 43 — Jon Kitna, Oct. 6 at Indianapolis

Pass completions

- 31 — Jon Kitna, Oct. 6 at Indianapolis
- 30 — Jon Kitna, Dec. 1 vs. Baltimore
- 28 — Jon Kitna, Nov. 10 at Baltimore

Longest passes

- 72 — Kitna-to-C.Johnson, Nov. 17 vs. Cleveland (TD)
- 55 — Kitna-to-C.Johnson, Nov. 24 at Pittsburgh
- 51 — Frerotte-to-Farmer, Sept. 8 vs. San Diego

Yards from scrimmage

- 185 — Corey Dillon, Oct. 6 at Indianapolis
- 175 — Corey Dillon, Sept. 15 at Cleveland
- 150 — Corey Dillon, Nov. 10 at Baltimore

Longest kickoff returns

- 94 — Brandon Bennett, Nov. 10 at Baltimore (TD)
- 82 — Brandon Bennett, Nov. 17 vs. Cleveland
- 52 — Brandon Bennett, Nov. 24 at Pittsburgh

Longest punt returns

- 34 — T.J. Houshmandzadeh, Dec. 15 vs. Jacksonville
- 11 — T.J. Houshmandzadeh, Nov. 3 at Houston
- 11 — T.J. Houshmandzadeh, Nov. 24 at Pittsburgh

Total tackles (coaches' statistics based on film review)

- 18 — Takeo Spikes, Sept. 8 vs. San Diego
- 16 — Takeo Spikes, Dec. 29 at Buffalo
- 14 — Takeo Spikes, Dec. 15 vs. Jacksonville

Solo tackles (coaches' statistics based on film review)

- 13 — Takeo Spikes, Sept. 8 vs. San Diego
- 13 — Takeo Spikes, Dec. 15 vs. Jacksonville
- 10 — Takeo Spikes, Dec. 1 vs. Baltimore

2002 BENGALS REGULAR SEASON

Game 1 San Diego 34, Bengals 6

Sunday, Sept. 8, at Paul Brown Stadium

The Bengals suffered their largest margin of defeat in a season opening game at home, and their second-largest margin of defeat in any season opener. San Diego controlled both lines of scrimmage, rushing for 241 yards to Cincinnati's 36 and posting a 4-1 edge in sacks. Chargers QB Drew Brees completed 15 of 19 passes (78.9%) for 160 yards, with TD passes of 1 yard to TE Josh Norman and 9 yards to WR Curtis Conway. San Diego's LaDainian Tomlinson rushed 21-for-114 with a TD, and RB Terrell Fletcher rushed 16-for-73 with a TD. The only Bengals bright spot was a 54-yard field goal by Neil Rackers, tied for second longest in club history.

San Diego	10	10	7	7	—	34
Cincinnati	0	0	3	3	—	6

TEAM	SCORING PLAY	QTR-LEFT
S.D.	S. Christie 28 field goal	1-8:48
S.D.	J. Norman 1 pass from D. Brees (S. Christie kick)	1-1:18
S.D.	S. Christie 27 field goal	2-13:14
S.D.	L. Tomlinson 1 run (S. Christie kick)	2-0:19
Cin.	N. Rackers 21 field goal	3-11:17
S.D.	C. Conway 9 pass from D. Brees (S. Christie kick)	3-8:42
S.D.	T. Fletcher 1 run (S. Christie kick)	4-9:14
Cin.	N. Rackers 54 field goal	4-5:43

Missed FG: None.

Attendance: 53,705. Time: 2:57.

SAN DIEGO CINCINNATI

First downs	27	13
Third down conversions-attempts	6-10	4-11
Total net yards	401	203
Net yards rushing	241	36
Net yards passing	160	167
Pass attempts-completions-interceptions	19-15-0	31-18-1
Sacks against-yards lost	1-0	4-31
Punts-average	2-44.0	5-44.2
Punt returns-yards	3-33	0-0
Kickoff returns-yards	2-44	4-79
Penalties-yards	4-39	9-57
Fumbles-lost	0-0	0-0
Time of possession	37:48	22:12

RUSHING									
CHARGERS	Att	Yds	Lg	TD	BENGALS	Att	Yds	Lg	TD
L.Tomlinson	21	114	17	1	G.Frerotte	2	14	8	0
T.Fletcher	16	73	15	1	B.Bennett	2	12	9	0
C.Conway	1	22	22	0	C.Dillon	9	10	5	0
T.Dwight	1	20	20	0					
D.Brees	5	13	15	0					
F.McCrary	1	-1	-1	0					
TOTALS	45	241	22	2	TOTALS	13	36	9	0

PASSING							
CHARGERS	Att	Cmp	Yds TD-1	BENGALS	Att	Cmp	Yds TD-1
D. Brees	19	15	160 2-0	G. Frerotte	31	18	198 0-1
TOTALS	19	15	160 2-0	TOTALS	31	18	198 0-1

RECEIVING								
CHARGERS	No	Yds	Lg	TD	BENGALS	No	Yds	Lg TD
C.Conway	5	39	12	1	P.Warrick	4	35	12 0
T.Dwight	3	45	24	0	C.Dillon	3	22	14 0
L.Tomlinson	3	45	30	0	D.Farmer	2	54	51 0
F.McCrary	3	30	25	0	T.Houshmandzadeh	2	27	16 0
J.Norman	1	1	1-1	1	R.Dugans	2	23	14 0
					M.Westbrook	2	20	13 0
					B.Bennett	1	9	9 0
					N.Luchey	1	4	4 0
					L.Neal	1	4	4 0
TOTALS	15	160	30	2	TOTALS	18	198	51 0

INDIVIDUAL DEFENSE

SAN DIEGO (press box stats) — **Leading Tackler:** A. Molden 5-1-6. **Sacks:** A. Dingle 2-12, L. Carson 1-13, B. Leber 1-6. **Int.:** A. Molden 1-0. **FF:** None. **FR:** None.

CINCINNATI (coaches' stats) — **Leading Tackler:** T. Spikes 13-5-18. **Sacks:** B. Simmons 1-0. **Int.:** None. **FF:** None. **FR:** None.

Game 2 Cleveland 20, Bengals 7

Sunday, Sept. 15, at Cleveland Browns Stadium

The Bengals posted leads in total yardage (357-265) and first downs (28-15) while running 83 offensive plays to Cleveland's 58, but the edges meant nothing on the scoreboard as Cleveland took a 17-0 halftime lead and cruised to the victory. The Bengals suffered 3 turnovers — all on interceptions — and the Browns had no giveaways. The game's biggest play occurred late in the first half, when DE Kenard Lang intercepted a QB Gus Frerotte pass at the Browns' 21 and returned it 71 yards to the Bengals' 8, setting up a Browns' TD for the 17-0 halftime lead. HB Corey Dillon rushed for 108 yards for Cincinnati on 22 carries, and also led the team in receiving with 8 catches for 67 yards. The Bengals got their only score in the fourth quarter, on a 22-yard pass from Frerotte to WR Chad Johnson. The Bengals dropped to 0-2 while the Browns improved to 1-1.

Cincinnati	0	0	0	7	—	7
Cleveland	3	14	0	3	—	20

TEAM	SCORING PLAY	QTR-LEFT
Cle.	P. Dawson 52 field goal	1-9:58
Cle.	Andre' Davis 15 pass from K. Holcomb (P. Dawson kick)	2-3:19
Cle.	K. Johnson 8 pass from K. Holcomb (P. Dawson kick)	2-0:21
Cle.	P. Dawson 45 field goal	4-10:03
Cin.	C. Johnson 22 pass from G. Frerotte (N. Rackers kick)	4-6:27

Missed FG: None.

Attendance: 73,358. Time: 3:14.

CINCINNATI CLEVELAND

First downs	28	15
Third down conversions-attempts	9-17	4-12
Total net yards	357	265
Net yards rushing	156	75
Net yards passing	201	190
Pass attempts-completions-interceptions	47-26-3	30-17-0
Sacks against-yards lost	5-38	1-8
Punts-average	5-27.6	5-47.0
Punt returns-yards	1-2	2-20
Kickoff returns-yards	4-45	2-28
Penalties-yards	3-30	12-87
Fumbles-lost	2-0	0-0
Time of possession	31:18	28:42

RUSHING								
BENGALS	Att	Yds	Lg	TD	BROWNS	Att	Yds	Lg TD
C.Dillon	22	108	14	0	J.White	8	38	10 0
Ru.Johnson	5	24	11	0	W.Green	17	36	8 0
P.Warrick	1	11	11	0	K.Holcomb	2	1	2 0
G.Frerotte	2	8	9	0				
L.Neal	1	5	5	0				
TOTALS	31	156	14	0	TOTALS	27	75	10 0

PASSING							
BENGALS	Att	Cmp	Yds TD-1	BROWNS	Att	Cmp	Yds TD-1
G. Frerotte	47	26	239 1-3	K. Holcomb	30	17	198 2-0
TOTALS	47	26	239 1-3	TOTALS	30	17	198 2-0

RECEIVING									
BENGALS	No	Yds	Lg	TD	BROWNS	No	Yds	Lg	TD
C. Dillon	8	67	14	0	K. Johnson	4	50	23	1
T. Houshmandzadeh	5	58	16	0	Andre' Davis	4	37	15-1	
	5	58	16	0	J. White	3	42	27	0
C. Johnson	4	58	22-1	1	Q. Morgan	2	42	31	0
Ru. Johnson	3	16	14	0	M. Campbell	2	19	12	0
M. Westbrook	2	21	16	0	S. Heiden	1	8	0	0
R. Dugans	2	9	6	0	D. Sanders	1	0	0	0
L. Neal	1	7	7	0					
P. Warrick	1	3	3	0					
TOTALS	26	239	22-1	1	TOTALS	17	198	31	2

INDIVIDUAL DEFENSE

CINCINNATI (coaches' stats) — **Leading Tackler:** B. Simmons 7-3-10. **Sacks:** T. Williams 1-8. **Int.:** None. **FF:** None. **FR:** None.

CLEVELAND (press box stats) — **Leading Tackler:** E. Holmes 9-1-10. **Sacks:** M. Word 3-30, K. Lang 1-5, B. Boyer 1-3. **Int.:** K. Lang 1-71, B. Boyer 1-1, R. Griffith 1-0. **FF:** M. Word 2. **FR:** None.

Game 3 Atlanta 30, Bengals 3

Sunday night, Sept. 22, at Georgia Dome

Michael Vick, Atlanta's mobile QB, put on a show against the Bengals in an ESPN Sunday night game, completing 16 of 26 passes for 174 yards, 2 TDs and also rushing for 56 yards on 5 carries. The Bengals were unable to mount an effective offense for the third straight week and fell behind 20-0 before scoring on a 24-yard Neil Rackers FG just before halftime. Starting QB Gus Frerotte went 0-for-7 passing and was replaced in the second quarter by Jon Kitna, who led the FG drive. For the third straight week, the Bengals failed to force a turnover from the opposing offense. The Bengals fell to 0-3; Atlanta improved to 1-2.

Cincinnati	0	3	0	0	—	3
Atlanta	13	7	7	3	—	30

TEAM	SCORING PLAY	QTR-LEFT
Atl.	J. Feely 44 field goal	1-10:01
Atl.	J. Feely 26 field goal	1-7:19
Atl.	B. Finneran 20 pass from M. Vick (J. Feely kick)	1-5:57
Atl.	B. Finneran 13 pass from M. Vick (J. Feely kick)	2-4:56
Cin.	N. Rackers 24 field goal	2-0:03
Atl.	W. Dunn 4 run (J. Feely kick)	3-5:07
Atl.	J. Feely 34 field goal	4-7:30

Missed FG: None.

Attendance: 68,129. Time: 3:06.

	CINCINNATI	ATLANTA
First downs	11	18
Third down conversions-attempts	5-16	5-14
Total net yards	191	306
Net yards rushing	66	143
Net yards passing	125	163
Pass attempts-completions-interceptions	42-18-2	26-16-0
Sacks against-yards lost	2-11	1-11
Punts-average	5-37.8	5-35.4
Punt returns-yards	1-6	2-25
Kickoff returns-yards	5-128	2-25
Penalties-yards	8-72	7-70
Fumbles-lost	1-0	0-0
Time of possession	23:15	36:45

	RUSHING					RUSHING			
BENGALS	Att	Yds	Lg	TD	FALCONS	Att	Yds	Lg	TD
C. Dillon	18	66	9	0	T. Duckett	18	67	11	0
L. Neal	1	3	3	0	M. Vick	5	56	21	0
J. Kitna	1	-3	-3	0	W. Dunn	8	18	7	1
					T. Jervey	2	4	2	0
					B. Christian	1	0	0	0
					D. Johnson	2	-2	-1	0

TOTALS	20	66	9	0	TOTALS	36	143	21	1
--------	----	----	---	---	--------	----	-----	----	---

	PASSING					PASSING			
BENGALS	Att	Cmp	Yds	TD-I	FALCONS	Att	Cmp	Yds	TD-I
J. Kitna	35	18	136	0-1	M. Vick	26	16	174	2-0
G. Frerotte	7	0	0	0-1					

TOTALS	42	18	136	0-2	TOTALS	26	16	174	2-0
--------	----	----	-----	-----	--------	----	----	-----	-----

	RECEIVING					RECEIVING			
BENGALS	No	Yds	Lg	TD	FALCONS	No	Yds	Lg	TD
P. Warrick	4	34	16	0	B. Finneran	6	77	20-1	2
R. Dugans	4	18	7	0	W. Jackson	4	50	19	0
T. Houshmandzadeh					B. Christian	3	28	16	0
	3	36	15	0	A. Crumpler	1	15	15	0
C. Dillon	3	15	9	0	W. Dunn	1	3	3	0
L. Neal	2	7	6	0	R. Kelly	1	1	1	0
C. Johnson	1	20	20	0					
M. Schobel	1	6	6	0					

TOTALS	18	136	20	0	TOTALS	16	174	20-1	2
--------	----	-----	----	---	--------	----	-----	------	---

INDIVIDUAL DEFENSE

CINCINNATI (coaches' stats) — **Leading Tackler:** T. Spikes 9-2-11. **Sacks:** J. Smith 1-11. **Int.:** None. **FF:** None. **FR:** None.

ATLANTA (press box stats) — **Leading Tackler:** K. Brooks 10-0-10. **Sacks:** J. Thierry 1-6, B. Smith 1-5. **Int.:** K. Mathis 1-8, A. Ambrose 1-0. **FF:** None. **FR:** None.

Game 4 Tampa Bay 35, Bengals 7

Sunday, Sept. 29, at Paul Brown Stadium

The Bengals grabbed a 7-0 lead on LB Brian Simmons' 51-yard interception return for a TD late in the first quarter, but Tampa Bay scored 3 second-quarter touchdowns and coasted to victory. The struggling Cincinnati offense failed to produce a touchdown for the third time in four games. Akili Smith made his only start of the season at QB for the Bengals, and he was limited to 12 pass completions in 33 attempts, with an interception that was returned 25 yards for a TD by LB Shelton Quarles. Tampa Bay QB Brad Johnson threw for 3 TDs, completing 19-of-30 for 277 yards. The Bengals picked up their first 3 defensive takeaways of the season, as DT Oliver Gibson joined Simmons on the interception list and CB Artrell Hawkins recovered a Bucs fumble. Bengals HB Corey Dillon rushed for 59 yards on 21 carries, becoming Cincinnati's all-time career rushing leader with 6452 yards. He broke James Brooks' record of 6447. The Bengals fell to 0-4 on the season, while Tampa Bay improved to 3-1.

Tampa Bay	0	21	7	7	—	35
Cincinnati	7	0	0	0	—	7

TEAM	SCORING PLAY	QTR-LEFT
Cin.	B. Simmons 51 interception return (N. Rackers kick)	1-2:23
T.B.	R. Dudley 35 pass from B. Johnson (M. Gramatica kick)	2-14:53
T.B.	K. McCordell 65 pass from B. Johnson (M. Gramatica kick)	2-7:34
T.B.	S. Quarles 25 interception return (M. Gramatica kick)	2-0:52
T.B.	K. Dilger 22 pass from B. Johnson (M. Gramatica kick)	3-10:46
T.B.	M. Alstott 1 run (M. Gramatica kick)	4-3:08

Missed FG: N. Rackers, Cin. (45SH).

Attendance: 57,234. Time: 2:55.

	TAMPA BAY	CINCINNATI
First downs	17	11
Third down conversions-attempts	4-11	2-17
Total net yards	363	168
Net yards rushing	101	74
Net yards passing	262	94
Pass attempts-completions-interceptions	30-19-2	33-12-1
Sacks against-yards lost	2-15	3-23
Punts-average	6-43.2	9-43.7
Punt returns-yards	5-61	2-15
Kickoff returns-yards	2-41	6-106
Penalties-yards	7-65	4-30
Fumbles-lost	2-1	2-1
Time of possession	31:22	28:38

	RUSHING					RUSHING			
BUCS	Att	Yds	Lg	TD	BENGALS	Att	Yds	Lg	TD
M. Pittman	19	54	17	0	C. Dillon	21	59	9	0
M. Alstott	7	29	14	1	L. Neal	2	10	8	0
A. Stecker	1	14	14	0	A. Smith	4	5	3	0
R. Johnson	1	4	4	0	B. Bennett	2	0	2	0

TOTALS	28	101	17	1	TOTALS	29	74	9	0
--------	----	-----	----	---	--------	----	----	---	---

	PASSING					PASSING			
BUCS	Att	Cmp	Yds	TD-I	BENGALS	Att	Cmp	Yds	TD-I
B. Johnson	30	19	277	3-2	A. Smith	33	12	117	0-1

TOTALS	30	19	277	3-2	TOTALS	33	12	117	0-1
--------	----	----	-----	-----	--------	----	----	-----	-----

	RECEIVING					RECEIVING			
BUCS	No	Yds	Lg	TD	BENGALS	No	Yds	Lg	TD
K. Johnson	5	56	15	0	P. Warrick	4	51	24	0
M. Pittman	5	27	17	0	B. Bennett	4	27	10	0
K. McCordell	4	108	65-1	1	T. Houshmandzadeh				
K. Dilger	2	33	22-1	1		2	20	10	0
R. Dudley	1	35	35-1	1	N. Luchey	1	15	15	0
J. Jurevicius	1	12	12	0	M. Schobel	1	4	4	0
M. Alstott	1	6	6	0					

TOTALS	19	277	65-1	3	TOTALS	12	117	24	0
--------	----	-----	------	---	--------	----	-----	----	---

INDIVIDUAL DEFENSE

TAMPA BAY (press box stats) — **Leading Tacklers:** S. Quarles 6-0-6, R. Barber 5-1-6. **Sacks:** W. Sapp 2-15, D. Brooks 1-6. **Int.:** S. Quarles 1-25. **FF:** W. Sapp 1. **FR:** E. Wyms 1-0.

CINCINNATI (coaches' stats) — **Leading Tackler:** B. Simmons 9-1-10. **Sacks:** T. Williams 1-10, A. Hawkins 1-5. **Int.:** B. Simmons 1-51, O. Gibson 1-6. **FF:** C. Curtis 1. **FR:** A. Hawkins 1-16.

Game 5 Indianapolis 28, Bengals 21

Sunday, Oct. 6, at RCA Dome

In the 2002 starting debut of QB Jon Kitna, the Bengals showed by far their most punch on offense, despite falling to an 0-5 record. Cincinnati rallied from deficits of 21-0 and 28-14 to close Indianapolis' lead to 28-21 with 0:53 remaining on a 30-yard TD pass from Kitna to Peter Warrick. Kicker Neil Rackers followed with a perfectly stroked, high-bouncing onside kick that Bengals rookie Marquand Manuel recovered at the Cincinnati 43. Kitna then passed the Bengals to a first down at the Colts' 35, but after spiking the ball to stop the clock, his second-down pass glanced off the hands of WR Chad Johnson and was intercepted by Colts safety Idrees Bashir. The Bengals outgained the Colts 410-311, with HB Corey Dillon rushing for 164 yards, the most ever by an individual in a Bengals loss, including a 67-yard TD run. Dillon also scored on a 2-yard run. Kitna posted a Bengals season high in pass completions (31). The Colts got 2 TD passes from QB Peyton Manning, and benefited from a crucial Cincinnati special teams error when they recovered a muffed punt by Warrick at the Bengals' 4-yard line in the second quarter. The Colts improved to 3-1 on the season.

Cincinnati	0	7	7	7	—	21
Indianapolis	7	14	0	7	—	28

TEAM	SCORING PLAY	QTR-LEFT
Ind.	— P.Manning 11 run (M.Vanderjagt kick)	1-4:25
Ind.	— M.Pollard 3 pass from P.Manning (M.Vanderjagt kick)	2-13:42
Ind.	— M.Harrison 3 pass from P.Manning (M.Vanderjagt kick)	2-8:02
Cin.	— C.Dillon 67 run (N.Rackers kick)	2-0:46
Cin.	— C.Dillon 2 run (N.Rackers kick)	3-5:55
Ind.	— E.James 3 run (M.Vanderjagt kick)	4-14:54
Cin.	— P.Warrick 30 pass from J.Kitna (N.Rackers kick)	4-0:53

Missed FG: None.
Attendance: 56,570. Time: 3:04.

CINCINNATI INDIANAPOLIS

First downs	23	19
Third down conversions-attempts	2-11	6-14
Total net yards	410	311
Net yards rushing	173	87
Net yards passing	237	224
Pass attempts-completions-interceptions	43-31-3	34-21-1
Sacks against-yards lost	1-7	0-0
Punts-average	5-44.4	7-46.3
Punt returns-yards	3-2	2-33
Kickoff returns-yards	5-82	3-68
Penalties-yards	6-63	5-71
Fumbles-lost	3-1	0-0
Time of possession	30:45	29:15

RUSHING

BENGALS	Att	Yds	Lg	TD	COLTS	Att	Yds	Lg	TD
C.Dillon	23	164	67-1	2	E.James	22	60	14	1
L.Neal	1	9	9	0	T.Walters	1	17	17	0
					P.Manning	2	10	11-1	1

TOTALS	24	173	67-1	2	TOTALS	25	87	17	2
--------	----	-----	------	---	--------	----	----	----	---

PASSING

BENGALS	Att	Cmp	Yds	TD-1	COLTS	Att	Cmp	Yds	TD-1
J.Kitna	43	31	244	1-3	P.Manning	34	21	224	2-1

TOTALS	43	31	244	1-3	TOTALS	34	21	224	2-1
--------	----	----	-----	-----	--------	----	----	-----	-----

RECEIVING

BENGALS	No	Yds	Lg	TD	COLTS	No	Yds	Lg	TD
R.Dugans	7	48	12	0	M.Harrison	9	145	69	1
C.Johnson	6	72	17	0	Q.Ismail	6	42	12	0
C.Dillon	6	21	10	0	E.James	3	10	6	0
P.Warrick	4	54	30-1	1	D.Smith	1	14	14	0
B.Bennett	3	7	4	0	J.Davenport	1	10	10	0
M.Schobel	2	15	11	0	M.Pollard	1	3	3-1	1
L.Neal	2	11	6	0					
T.Houshmandzadeh	1	16	16	0					

TOTALS	31	244	30-1	1	TOTALS	21	224	69	2
--------	----	-----	------	---	--------	----	-----	----	---

INDIVIDUAL DEFENSE

CINCINNATI (coaches' stats) — **Leading Tackler:** T.Spikes 8-2-10.
Sacks: None. Int.: A.Hawkins 1-0. FF: None. FR: None.
INDIANAPOLIS (press box stats) — **Leading Tackler:** M.Peterson 9-2-11. Sacks: D.Freeney 1-7. Int.: W.Harris 2-0, I.Bashir 1-4. FF: O.Gilson 1. FR: None.

Game 6 Pittsburgh 34, Bengals 7

Sunday, Oct. 13, at Paul Brown Stadium

The Bengals were unable to cope with a balanced Pittsburgh attack, allowing an opponents' season-high 408 yards. The Steelers had 211 rushing yards, including 109 from Jerome Bettis, and WR Plaxico Burress caught 8 passes for 149 yards. Bettis scored 2 TDs, including one on a 41-yard run. The Steelers led 24-0 at halftime, as their final TD of the second quarter was set up when LB Joey Porter sacked Jon Kitna, forcing a fumble that DT Casey Hampton returned 36 yards to the Bengals' 7. Pittsburgh extended its lead to 31-0 when Antwan Randle El returned the second-half kickoff 99 yards for a TD. Cincinnati scored in the third quarter on HB Corey Dillon's 2-yard run, which was set up when Bengals CB Jeff Burris intercepted a Tommy Maddox pass and returned it 5 yards to the Steelers' 9. The Bengals fell to 0-6 on the season and Pittsburgh improved to 2-3.

Pittsburgh	7	17	7	3	—	34
Cincinnati	0	0	7	0	—	7

TEAM	SCORING PLAY	QTR-LEFT
Pitt.	— J.Bettis 1 run (T.Peterson kick)	1-8:06
Pitt.	— T.Peterson 34 field goal	2-13:33
Pitt.	— J.Bettis 41 run (T.Peterson kick)	2-10:04
Pitt.	— D.Kreider 4 pass from T.Maddox (T.Peterson kick)	2-6:34
Pitt.	— A.Randle El 99 kickoff return (T.Peterson kick)	3-14:47
Cin.	— C.Dillon 2 run (N.Rackers kick)	3-0:15
Pitt.	— T.Peterson 30 field goal	4-1:10

Missed FG: N.Rackers, Cin. (46SH), T.Peterson, Pitt. (32WL)
Attendance: 63,900. Time: 3:01.

PITTSBURGH CINCINNATI

First downs	21	18
Third down conversions-attempts	7-12	8-14
Total net yards	408	288
Net yards rushing	211	78
Net yards passing	197	190
Pass attempts-completions-interceptions	25-16-2	35-23-3
Sacks against-yards lost	2-19	5-32
Punts-average	2-32.5	3-34.7
Punt returns-yards	1-(-2)	1-(-1)
Kickoff returns-yards	1-99	6-127
Penalties-yards	7-50	4-30
Fumbles-lost	1-0	1-1
Time of possession	31:12	28:48

RUSHING

STEELERS	Att	Yds	Lg	TD	BENGALS	Att	Yds	Lg	TD
J.Bettis	21	109	41-1	2	C.Dillon	17	57	11	1
A.Zeroue	10	51	15	0	P.Warrick	3	17	7	0
A.Randle El	1	24	24	0	J.Kitna	4	4	5	0
H.Ward	1	20	20	0					
V.Haynes	2	7	6	0					

TOTALS	35	211	41-1	2	TOTALS	24	78	11	1
--------	----	-----	------	---	--------	----	----	----	---

PASSING

STEELERS	Att	Cmp	Yds	TD-1	BENGALS	Att	Cmp	Yds	TD-1
T.Maddox	25	16	216	1-2	J.Kitna	35	23	222	0-3

TOTALS	25	16	216	1-2	TOTALS	35	23	222	0-3
--------	----	----	-----	-----	--------	----	----	-----	-----

RECEIVING

STEELERS	No	Yds	Lg	TD	BENGALS	No	Yds	Lg	TD
P.Burress	8	149	36	0	C.Johnson	7	71	19	0
H.Ward	4	24	12	0	T.Houshmandzadeh	4	31	9	0
A.Zeroue	2	14	7	0					
A.Randle El	1	25	25	0	R.Dugans	4	56	23	0
D.Kreider	1	4	4-1	1	C.Dillon	2	19	11	0
					P.Warrick	2	9	6	0
					B.Bennett	1	15	15	0
					M.Schobel	1	12	12	0
					L.Neal	1	5	5	0
					D.Farmer	1	4	4	0

TOTALS	16	216	36	1	TOTALS	23	222	23	0
--------	----	-----	----	---	--------	----	-----	----	---

INDIVIDUAL DEFENSE

PITTSBURGH (press box stats) — **Leading Tackler:** J.Porter 5-2-7. Sacks: R.Bailey 2-5-17.5, J.Porter 2-10, C.Haggans 0-5-4.5. Int.: L.Flowers 2-31, D.Townsend 1-0. FF: J.Porter 1. FR: C.Hampton 1-36.
CINCINNATI (coaches' stats) — **Leading Tackler:** T.Spikes 5-6-11.
Sacks: T.Williams 1-10, T.Spikes 1-9. Int.: K.Kaesviharn 1-17, J.Burris 1-5. FF: None. FR: None.

Game 7 Tennessee 30, Bengals 24

Sunday, Oct. 27, at Paul Brown Stadium

The Bengals fell to an 0-7 record in emotionally crushing fashion, missing a likely winning touchdown by a matter of inches with 1:08 to play. On a fourth-and-goal play from the Tennessee 1-yard line, HB Corey Dillon was judged to have been stopped just short of the goal line. A review was called for by NFL replay officials, but it was ruled that there was insufficient evidence to overturn the original no-TD call. Cincinnati stormed to a 14-0 lead, scoring on a 1-yard pass from Jon Kitna to Lorenzo Neal in the first quarter and on a 4-yard Dillon run in the second quarter. The Titans came back to lead 20-14, but the Bengals took a 24-20 lead early in the fourth quarter on a 44-yard Neil Rackers field goal and an 8-yard TD pass from Kitna to rookie TE Matt Schobel. But Tennessee went up 27-24 on the third of QB Steve McNair's three second-half TD passes, and the Titans added a field goal for a 30-24 lead with 8:04 to play. The Bengals drove 67 yards before being stopped on the crucial play at the Tennessee 1. Dillon rushed for 138 yards for Cincinnati, and Kitna posted a 127.6 passer rating, completing 17-of-23 for 193 yards, 2 TDs and no INTs. The Titans improved to 3-4 on the season.

Tennessee	0	6	14	10	—	30
Cincinnati	7	7	3	7	—	24

TEAM	SCORING PLAY	QTR-LEFT
Cin.	L.Neal 1 pass from J.Kitna (N.Rackers kick)	1-11:01
Cin.	C.Dillon 4 run (N.Rackers kick)	2-13:40
Tenn.	J.Nedney 33 field goal	2-5:39
Tenn.	J.Nedney 28 field goal	2-1:04
Tenn.	D.Mason 32 pass from S.McNair (J.Nedney kick)	3-13:19
Tenn.	K.Dyson 39 pass from S.McNair (J.Nedney kick)	3-8:49
Cin.	N.Rackers 44 field goal	3-5:10
Cin.	M.Schobel 8 pass from J.Kitna (N.Rackers kick)	4-13:32
Tenn.	D.Mason 16 pass from S.McNair (J.Nedney kick)	4-10:07
Tenn.	J.Nedney 46 field goal	4-8:04

Missed FG: None.
Attendance: 52,822. Time: 3:06.

	TENNESSEE	CINCINNATI
First downs	20	22
Third down conversions-attempts	4-11	5-11
Total net yards	342	384
Net yards rushing	134	191
Net yards passing	208	193
Pass attempts-completions-interceptions	27-16-0	23-17-0
Sacks against-yards lost	1-7	0-0
Punts-average	3-49.7	4-44.3
Punt returns-yards	3-23	0-0
Kickoff returns-yards	5-121	7-153
Penalties-yards	7-40	9-81
Fumbles-lost	1-1	1-1
Time of possession	26:05	33:55

	TITANS	Att	Yds	Lg	TD	BENGALS	Att	Yds	Lg	TD
E.George	21	106	18	0		C.Dillon	30	138	31	1
S.McNair	6	28	21	0		B.Bennett	3	27	27	0
						J.Kitna	4	21	8	0
						L.Neal	2	4	4	0
						P.Warrick	1	1	1	0
TOTALS	27	134	21	0		TOTALS	40	191	31	1

	TITANS	Att	Cmp	Yds	TD-I	BENGALS	Att	Cmp	Yds	TD-I
S.McNair	27	16	215	3-0		J.Kitna	23	17	193	2-0
TOTALS	27	16	215	3-0		TOTALS	23	17	193	2-0

	TITANS	No	Yds	Lg	TD	BENGALS	No	Yds	Lg	TD
D.Mason	7	98	32-1	2		C.Johnson	6	86	24	0
M.Greene	5	80	39-1	1		L.Neal	5	37	13	1
D.Bennett	1	12	12	0		P.Warrick	2	30	21	0
M.Green	1	11	11	0		R.Dugans	1	19	19	0
F.Wycheck	1	8	8	0		M.Schobel	1	8	8-1	1
E.George	1	6	6	0		B.Bennett	1	7	7	0
						D.Farmer	1	6	6	0
TOTALS	16	215	39-1	3		TOTALS	17	193	24	2

INDIVIDUAL DEFENSE

TENNESSEE (press box stats) — Leading Tackler: K.Bulluck 5-6-11. Sacks: None. Int.: None. FF: None. FR: None.

CINCINNATI (coaches' stats) — Leading Tackler: A.Hawkins 8-3-11. Sacks: A.Hawkins 1-7. Int.: None. FF: A.Hawkins 1. FR: B.Whittington 1-0.

Game 8 Bengals 38, Houston 3

Sunday, Nov. 3, at Reliant Stadium

The Bengals claimed their first win of the season and ran their all-time record to 6-0 against expansion teams playing in their inaugural season. Jon Kitna completed 22 of 27 passes with a career-high 4 touchdowns and no interceptions as the Bengals posted their biggest victory margin since 1999. The game did not start out as a rout, however. Houston was at the Cincinnati 5, threatening to take a 10-3 lead late in the first quarter, when Bengals CB Artrell Hawkins intercepted a David Carr pass and returned it 102 yards for a TD, tying the longest play in Bengals history. The Bengals moved from there to a 24-3 halftime lead, as Kitna threw TD passes of 26 yards to Michael Westbrook and 33 yards to Peter Warrick. In the fourth quarter, Kitna hit Westbrook for a 12-yard TD and Chad Johnson for a 10-yarder. Corey Dillon rushed for 92 yards for Cincinnati, and the Bengals defense held Houston to 268 yards. The Bengals improved to 1-7 and Houston fell to 2-6.

Cincinnati	10	14	0	14	—	38
Texas	3	0	0	0	—	3

TEAM	SCORING PLAY	QTR-LEFT
Hou.	K.Brown 23 field goal	1-10:54
Cin.	N.Rackers 25 field goal	1-5:34
Cin.	A.Hawkins 102 interception return (N.Rackers kick)	1-0:00
Cin.	M.Westbrook 26 pass from J.Kitna (N.Rackers kick)	2-5:51
Cin.	P.Warrick 33 pass from J.Kitna (N.Rackers kick)	2-0:42
Cin.	M.Westbrook 12 pass from J.Kitna (N.Rackers kick)	4-11:28
Cin.	C.Johnson 10 pass from J.Kitna (N.Rackers kick)	4-6:01

Missed FG: K.Brown, Hou. (46B, 53WR).
Attendance: 69,827. Time: 2:59.

	CINCINNATI	HOUSTON
First downs	25	22
Third down conversions-attempts	6-10	5-13
Total net yards	390	268
Net yards rushing	127	82
Net yards passing	263	186
Pass attempts-completions-interceptions	27-22-0	32-18-2
Sacks against-yards lost	0-0	2-13
Punts-average	3-43.3	4-46.3
Punt returns-yards	2-13	2-40
Kickoff returns-yards	2-35	7-130
Penalties-yards	9-100	8-60
Fumbles-lost	0-0	0-0
Time of possession	31:22	28:38

	BENGALS	Att	Yds	Lg	TD	TEXANS	Att	Yds	Lg	TD
C.Dillon	22	92	12	0		J.Wells	12	44	11	0
B.Bennett	11	34	6	0		J.Allen	10	27	9	0
J.Kitna	2	1	2	0		D.Carr	2	9	5	0
						J.Baxter	1	2	2	0
TOTALS	35	127	12	0		TOTALS	25	82	11	0

	BENGALS	Att	Cmp	Yds	TD-I	TEXANS	Att	Cmp	Yds	TD-I
J.Kitna	27	22	263	4-0		D.Carr	32	18	199	0-2
TOTALS	27	22	263	4-0		TOTALS	32	18	199	0-2

	BENGALS	No	Yds	Lg	TD	TEXANS	No	Yds	Lg	TD
P.Warrick	7	86	33-1	1		C.Bradford	5	53	16	0
M.Schobel	4	41	14	0		B.Miller	4	46	26	0
C.Johnson	3	41	18	1		J.Dawson	3	43	20	0
T.Houshmandzadeh	3	30	16	0		J.Gaffney	3	35	14	0
M.Westbrook	2	38	26-1	2		J.Allen	2	19	13	0
L.Neal	2	24	15	0		J.Halloway	1	3	3	0
B.Bennett	1	3	3	0						
TOTALS	22	263	33-1	4		TOTALS	18	199	26	0

INDIVIDUAL DEFENSE

CINCINNATI (coaches' stats) — Leading Tackler: B.Simmons 7-4-11. Sacks: B.Simmons 1-8. J.Smith 1-5. Int.: A.Hawkins 1-102. L.Thompson 1-4. FF: None. FR: None.

HOUSTON (press box stats) — Leading Tackler: J.Foreman 7-5-12. Sacks: None. Int.: None. FF: None. FR: None.

Game 9 Baltimore 38, Bengals 27

Sunday, Nov. 10, at Ravens Stadium

The Bengals' problems with turnovers continued, as they suffered 4 giveaways (3 INTs, 1 FL) and had only 2 takeaways (2 FRs). One INT was returned by Ravens DE Adalius Thomas for a TD, the other ended a Bengals possession when they trailed 31-20 with 7:33 left, and the lost fumble by HB Corey Dillon short-circuited a drive that had reached the Baltimore 8-yard line just before halftime. Cincinnati had both a 100-yard rusher and receiver for the first time in 24 games, as Dillon rushed for 102 and Chad Johnson had 110 receiving yards. Bengals TDs came on passes by Jon Kitna of 39 yards to Johnson and 3 yards to Peter Warrick, and on a 94-yard KO return by Brandon Bennett. Kitna completed 28 passes, connecting with 10 different receivers. The Ravens scored on a 95-yard punt return by Lamont Brightfult, the longest punt return ever against the Bengals. The Bengals fell to 1-8 while the Ravens improved to 4-5.

Cincinnati	7	7	3	10	—	27
Baltimore	7	17	7	7	—	38

TEAM	SCORING PLAY	QTR-LEFT
Balt.	J. Lewis 1 run (M. Stover kick)	1-11:16
Cin.	B. Bennett 94 kickoff return (N. Rackers kick)	1-11:03
Balt.	A. Thomas 25 interception return (M. Stover kick)	2-14:53
Cin.	C. Johnson 39 pass from J. Kitna (N. Rackers kick)	2-5:42
Balt.	M. Stover 33 field goal	2-2:59
Cin.	L. Brightfult 95 punt return (M. Stover kick)	2-1:23
Cin.	N. Rackers 43 field goal	3-9:57
Balt.	T. Taylor 1 pass from J. Blake (M. Stover kick)	3-2:48
Cin.	N. Rackers 35 field goal	4-13:29
Balt.	J. Lewis 3 run (M. Stover kick)	4-6:14
Cin.	P. Warrick 3 pass from J. Kitna (N. Rackers kick)	4-2:28

Missed FG: None.

Attendance: 69,024. Time: 3:10.

CINCINNATI BALTIMORE

First downs	20	21
Third down conversions-attempts	7-16	4-10
Total net yards	372	325
Net yards rushing	123	162
Net yards passing	249	163
Pass attempts-completions-interceptions	41-28-3	24-16-0
Sacks against-yards lost	3-23	2-20
Punts-average	4-50.0	4-42.0
Punt returns-yards	2-10	3-103
Kickoff returns-yards	7-244	3-98
Penalties-yards	5-36	1-5
Fumbles-lost	1-1	2-2
Time of possession	32:35	27:25

RUSHING

BENGALS	Att	Yds	Lg	TD	RAVENS	Att	Yds	Lg	TD
C. Dillon	21	102	19	0	J. Lewis	21	135	31	2
B. Bennett	6	20	6	0	C. Taylor	5	25	14	0
M. Westbrook	1	1	1	0	T. Taylor	1	5	5	0
					A. Ricard	1	0	0	0
					J. Blake	4	-3	0	0

TOTALS	28	123	19	0	TOTALS	32	162	31	2
--------	----	-----	----	---	--------	----	-----	----	---

PASSING

BENGALS	Att	Cmp	Yds	TD	RAVENS	Att	Cmp	Yds	TD
J. Kitna	41	28	272	2-3	J. Blake	24	16	183	1-0

TOTALS	41	28	272	2-3	TOTALS	24	16	183	1-0
--------	----	----	-----	-----	--------	----	----	-----	-----

RECEIVING

BENGALS	No	Yds	Lg	TD	RAVENS	No	Yds	Lg	TD
C. Johnson	7	110	39-1	0	T. Taylor	7	52	16	1
C. Dillon	5	48	19	0	T. Heap	4	65	29	0
P. Warrick	5	33	14	1	T. Jones Jr.	2	22	14	0
R. Dugans	2	19	13	0	B. Stokley	1	33	33	0
T. Houshmandzadeh					A. Ricard	1	6	6	0
	2	19	14	0	J. Hunter	1	5	5	0
N. Luchey	2	16	12	0					
L. Neal	2	13	9	0					
M. Schobel	1	8	8	0					
M. Westbrook	1	6	6	0					
B. Bennett	1	0	0	0					

TOTALS	28	272	39-1	2	TOTALS	16	183	33	1
--------	----	-----	------	---	--------	----	-----	----	---

INDIVIDUAL DEFENSE

CINCINNATI (coaches' stats) — Leading Tackler: T. Spikes 4-6-10. Sacks: J. Smith 1-16, B. Simmons 1-4. Int.: None. FF: None. FR: A. Hawkins 1-3.

BALTIMORE (press box stats) — Leading Tackler: E. Hartwell 9-2-11. Sacks: E. Hartwell 2-15, A. Weaver 1-8. Int.: E. Reed 2-67, A. Thomas 1-25. FF: A. Weaver 1. FR: C. Williams 1-1.

Game 10 Cleveland 27, Bengals 20

Sunday, Nov. 17, at Paul Brown Stadium

The Bengals had trouble stopping the Browns all day, as Cleveland rushed for 140 yards and converted 11 of 18 third-down situations. Still, the Bengals had a chance to tie the game at 27 midway through the fourth quarter, as a 5-yard Corey Dillon run put Cincinnati in a third-and-goal situation from the Cleveland 1-yard line. But the Browns rose up to stop Dillon for no gain on the next two plays, and the Browns were unable to again penetrate the Cleveland 20-yard line. Browns QB Tim Couch threw 3 TD passes while completing throws to nine different receivers. The Bengals took a 7-0 first-quarter lead on the game's third scrimmage play, on a 72-yard bomb from Jon Kitna to WR Chad Johnson, but the Browns led 17-14 at halftime. Cincinnati tied the score at 17 midway through the third quarter on Neil Rackers' 37-yard field goal, but the Browns went ahead for good at 24-17 on a 13-yard pass from Couch to Dennis Northcutt with 2:25 left in the third period. The Bengals fell to 1-9 on the season while the Browns evened their record at 5-5.

Cleveland	14	3	7	3	—	27
Cincinnati	7	7	3	3	—	20

TEAM	SCORING PLAY	QTR-LEFT
Cin.	C. Johnson 72 pass from J. Kitna (N. Rackers kick)	1-14:13
Cle.	D. Sanders 14 pass from T. Couch (P. Dawson kick)	1-9:50
Cle.	Andre' Davis 15 pass from T. Couch (P. Dawson kick)	1-2:01
Cin.	J. Kitna 3 run (N. Rackers kick)	2-13:44
Cle.	P. Dawson 27 field goal	2-3:35
Cin.	N. Rackers 37 field goal	3-8:53
Cle.	D. Northcutt 13 pass from T. Couch (P. Dawson kick)	3-2:25
Cin.	N. Rackers 31 field goal	4-14:37
Cle.	P. Dawson 40 field goal	4-8:14

Missed FG: P. Dawson, Cle. (24RU).

Attendance: 64,060. Time: 3:05.

CLEVELAND CINCINNATI

First downs	22	14
Third down conversions-attempts	11-18	6-12
Total net yards	382	350
Net yards rushing	140	102
Net yards passing	242	248
Pass attempts-completions-interceptions	36-22-1	30-17-0
Sacks against-yards lost	0-0	1-10
Punts-average	4-39.5	4-34.5
Punt returns-yards	4-39	3-6
Kickoff returns-yards	2-19	6-180
Penalties-yards	4-15	4-32
Fumbles-lost	1-0	2-1
Time of possession	36:22	23:38

RUSHING

BROWNS	Att	Yds	Lg	TD	BENGALS	Att	Yds	Lg	TD
W. Green	25	96	16	0	C. Dillon	19	92	27	0
J. Jackson	7	27	18	0	P. Warrick	1	4	4	0
O. Morgan	1	11	11	0	J. Kitna	1	3	3-1	1
T. Couch	1	5	5	0	B. Bennett	1	3	3	0
Andre' Davis	1	1	1	0					

TOTALS	35	140	18	0	TOTALS	22	102	27	1
--------	----	-----	----	---	--------	----	-----	----	---

PASSING

BROWNS	Att	Cmp	Yds	TD	BENGALS	Att	Cmp	Yds	TD
T. Couch	35	22	242	3-1	J. Kitna	30	17	258	1-0
F. Jackson	1	0	0	0-0					

TOTALS	36	22	242	3-1	TOTALS	30	17	258	1-0
--------	----	----	-----	-----	--------	----	----	-----	-----

RECEIVING

BROWNS	No	Yds	Lg	TD	BENGALS	No	Yds	Lg	TD
D. Northcutt	6	71	18	1	C. Johnson	4	103	72-1	1
O. Morgan	5	81	26	0	T. Houshmandzadeh				
K. Johnson	3	23	19	0		3	59	31	0
S. Heiden	2	15	8	0	C. Dillon	2	18	14	0
W. Green	2	4	3	0	L. Neal	2	17	9	0
Andre' Davis	1	15	15-1	1	M. Schobel	2	17	17	0
D. Sanders	1	14	14-1	1	B. Bennett	2	9	6	0
F. Jackson	1	6	6	0	P. Warrick	1	26	26	0
M. Campbell	1	4	4	0	M. Westbrook	1	9	9	0

TOTALS	22	242	26	3	TOTALS	17	258	72-1	1
--------	----	-----	----	---	--------	----	-----	------	---

INDIVIDUAL DEFENSE

CLEVELAND (press box stats) — Leading Tackler: E. Holmes 6-3-9. Sacks: M. Word 1-10. Int.: None. FF: M. Word 1. FR: None.

CINCINNATI (coaches' stats) — Leading Tackler: T. Spikes 7-4-11. Sacks: None. Int.: K. Kaesviharn 1-0. FF: M. Manuel 1. FR: None.

Game 11 Pittsburgh 29, Bengals 21

Sunday, Nov. 24, at Heinz Field

The Bengals rallied from a 17-0 deficit to take a 21-20 lead with 8:35 to play, but the Steelers came back with a late field goal and TD to secure the victory. The Bengals were still up 21-20 with 6:50 to play when they forced the Steelers to punt from the Pittsburgh 33, but Cincinnati's T.J. Houshmandzadeh fumbled after an 11-yard return to the Bengals' 28, and Steelers LB Mike Jones recovered. Jeff Reed's 45-yard FG put Pittsburgh up 23-21, and after the Bengals went three-and-out offensively, the Steelers scored a TD in a 61-yard drive of just two plays, climaxed by Jerome Bettis' 24-yard TD run. The Bengals moved as close as the Steelers' 5 in the final minute of play, but their cause was lost when a fourth-down pass from Jon Kitna to Chad Johnson was knocked away by Steelers CB Chad Scott. Johnson caught 7 passes for 152 yards, becoming the first Bengal since Carl Pickens in 1994 to log three straight 100-yard games. The Bengals got two rushing TDs from Corey Dillon, and had a 20-yard TD pass from Kitna to TE Matt Schobel to take the 21-20 lead in the fourth quarter. Cincinnati fell to 1-10 on the season, and Pittsburgh improved to 6-4-1.

Cincinnati	0	14	0	7	—	21
Pittsburgh	14	3	3	9	—	29

TEAM	SCORING PLAY	QTR-LEFT
Pitt.	J. Bettis 1 run (J. Reed kick)	1-9:34
Pitt.	H. Ward 64 pass from K. Stewart (J. Reed kick)	1-3:22
Pitt.	J. Reed 33 field goal	2-10:40
Cin.	C. Dillon 10 run (N. Rackers kick)	2-7:39
Cin.	C. Dillon 2 run (N. Rackers kick)	2-1:04
Pitt.	J. Reed 43 field goal	3-6:02
Cin.	M. Schobel 20 pass from J. Kitna (N. Rackers kick)	4-8:35
Pitt.	J. Reed 45 field goal	4-4:44
Pitt.	J. Bettis 24 run (kick failed, WL)	4-2:45

Missed FG: J. Reed, Pitt. (51SH).
Attendance: 60,473. Time: 3:06.

	CINCINNATI	PITTSBURGH
First downs	17	21
Third down conversions-attempts	7-15	3-11
Total net yards	352	391
Net yards rushing	54	156
Net yards passing	298	235
Pass attempts-completions-interceptions	39-22-0	26-22-0
Sacks against-yards lost	1-0	1-1
Punts-average	5-39.6	3-41.7
Punt returns-yards	1-11	5-31
Kickoff returns-yards	9-217	4-78
Penalties-yards	1-10	5-40
Fumbles-lost	1-1	1-0
Time of possession	25:52	34:08

	BENGALS	Att	Yds	Lg	TD	STEELERS	Att	Yds	Lg	TD
C. Dillon	19	60	10-1	2		J. Bettis	22	79	24-1	2
L. Neal	1	0	0	0		K. Stewart	11	40	12	0
J. Kitna	1	-6	-6	0		H. Ward	1	39	39	0
						A. Randle El	1	-2	-2	0

TOTALS	21	54	10-1	2		TOTALS	35	156	39	2
--------	----	----	------	---	--	--------	----	-----	----	---

	BENGALS	Att	Cmp	Yds	TD-I	STEELERS	Att	Cmp	Yds	TD-I
J. Kitna	39	22	298	1-0		K. Stewart	26	22	236	1-0
TOTALS	39	22	298	1-0		TOTALS	26	22	236	1-0

	BENGALS	No	Yds	Lg	TD	STEELERS	No	Yds	Lg	TD
C. Johnson	7	152	55	0		H. Ward	5	125	64-1	1
R. Dugans	6	49	20	0		A. Zereoue	5	17	14	0
P. Warrick	3	47	36	0		P. Burress	4	38	15	0
M. Schobel	3	37	20-1	1		D. Kreider	4	19	10	0
T. Houshmandzadeh	1	6	6	0		J. Bettis	2	27	15	0
		1	5	5		A. Randle El	2	10	5	0
C. Dillon	1	5	5	0						
N. Luchey	1	2	2	0						
TOTALS	22	298	55	1		TOTALS	22	236	64-1	1

INDIVIDUAL DEFENSE
CINCINNATI (coaches' stats) — **Leading Tackler:** A. Hawkins 7-3-10. **Sacks:** T. Williams 1-1. **Int.:** None. **FF:** None. **FR:** None.
PITTSBURGH (coaches' stats) — **Leading Tackler:** C. Scott 6-1-7. **Sacks:** A. Smith 1-0. **Int.:** None. **FF:** None. **FR:** None.

Game 12 Baltimore 27, Bengals 23

Sunday, Dec. 1, at Paul Brown Stadium

For the fourth time in their last five losses, the Bengals fell when they were in close range for a TD that could have tied the score or given them the lead late in the fourth quarter. Against the Ravens, Cincinnati's hopes died when a fourth-down pass from the Baltimore 10-yard line fell incomplete with 0:34 to play. Cincinnati gained 381 yards to Baltimore's 247, allowing its second-fewest yards of the year and topping the 350 mark on offense for the sixth straight game, the team's longest such streak since 1986. But Cincinnati suffered 2 turnovers to Baltimore's none, and the Bengals also suffered a blocked punt that the Ravens returned for a touchdown. The Bengals led 23-14 after three quarters, but the Ravens closed to within 23-21 on Ron Johnson's 22-yard return of a punt blocked by Chad Williams. Baltimore scored the winning TD on a 22-yard pass from former Bengal Jeff Blake to TE Todd Heap. Bengals HB Corey Dillon rushed for 70 yards and pushed his season total to 1018, becoming only the fourth player in NFL history to rush for 1000 or more yards in each of his first six seasons. Cincinnati QB Jon Kitna passed for a season-high 308 yards. The Bengals fell to 1-11; the Ravens improved to 6-6.

Baltimore	0	14	0	13	—	27
Cincinnati	6	10	7	0	—	23

TEAM	SCORING PLAY	QTR-LEFT
Cin.	T. Houshmandzadeh 4 pass from J. Kitna (kick failed, HUR)	1-4:28
Cin.	C. Dillon 5 run (N. Rackers kick)	2-11:41
Balt.	T. Taylor 39 pass from J. Blake (M. Stover kick)	2-8:26
Balt.	C. Williams 98 interception return (M. Stover kick)	2-0:19
Cin.	N. Rackers 40 field goal	2-0:00
Cin.	C. Johnson 35 pass from J. Kitna (N. Rackers kick)	3-9:51
Balt.	R. Johnson 22 blocked punt return (M. Stover kick)	4-14:51
Balt.	T. Heap 22 pass from J. Blake (pass failed)	4-5:12

Missed FG: M. Stover, Balt. (49SH, 38WL).
Attendance: 44,878. Time: 3:02.

	BALTIMORE	CINCINNATI
First downs	15	25
Third down conversions-attempts	6-13	6-16
Total net yards	247	381
Net yards rushing	148	78
Net yards passing	99	303
Pass attempts-completions-interceptions	19-10-0	46-30-1
Sacks against-yards lost	3-16	1-5
Punts-average	4-35.0	4-22.8
Punt returns-yards	1-7	3-14
Kickoff returns-yards	3-46	5-118
Penalties-yards	8-79	3-30
Fumbles-lost	1-0	2-1
Time of possession	27:34	32:26

	RAVENS	Att	Yds	Lg	TD	BENGALS	Att	Yds	Lg	TD
J. Lewis	22	121	29	0		C. Dillon	23	70	10	1
J. Blake	5	19	16	0		R. Johnson	4	10	3	0
C. Taylor	2	9	6	0		J. Kitna	1	9	9	0
A. Ricard	1	4	4	0		P. Warrick	1	-11	-11	0
T. Taylor	1	-5	-5	0						

TOTALS	31	148	29	0		TOTALS	29	78	10	1
--------	----	-----	----	---	--	--------	----	----	----	---

	RAVENS	Att	Cmp	Yds	TD-I	BENGALS	Att	Cmp	Yds	TD-I
J. Blake	19	10	115	2-0		J. Kitna	46	30	308	2-1
TOTALS	19	10	115	2-0		TOTALS	46	30	308	2-1

	RAVENS	No	Yds	Lg	TD	BENGALS	No	Yds	Lg	TD
T. Taylor	3	59	39-1	1		R. Dugans	7	81	31	0
T. Heap	3	30	22-1	1		C. Dillon	6	28	8	0
C. Taylor	1	16	16	0		C. Johnson	4	78	25-1	1
J. Lewis	1	4	4	0		T. Houshmandzadeh	4	35	18	1
A. Ricard	1	3	3	0		M. Schobel	4	32	11	0
J. Jones	1	3	3	0		P. Warrick	3	48	32	0
						N. Luchey	1	3	3	0
						R. Johnson	1	3	3	0
TOTALS	10	115	39-1	2		TOTALS	30	308	35-1	2

INDIVIDUAL DEFENSE
BALTIMORE (press box stats) — **Leading Tackler:** E. Hartwell 10-3-13. **Sacks:** TEAM 1-5. **Int.:** C. Williams 1-98. **FF:** TEAM 1. **FR:** A. Thomas 1-0.
CINCINNATI (coaches' stats) — **Leading Tackler:** T. Spikes 10-3-13. **Sacks:** J. Smith 1-8, T. Williams 1-5, B. Whittington 1-3. **Int.:** None. **FF:** M. Roman 1. **FR:** None.

Game 13 Carolina 52, Bengals 31

Sunday, Dec. 8, at Ericsson Stadium

Carolina special teams scored 2 TDs on punt returns, and the Panthers defense scored on a fumble recovery in the end zone and on a safety. That accounted for 23 points, and the Panthers' offense added 29 more to post 52 — a Carolina record, and also the most points ever scored against Cincinnati. The Bengals led 24-23 early in the third quarter after LB Takeo Spikes scored on a 45-yard fumble return, but the Panthers outscored Cincinnati 29-7 after that. Panthers QB Rodney Peete passed for 319 yards, the first passer in 27 games to hit 300 against the Bengals. Carolina's Steve Smith returned 2 Travis Dorsch punts for TDs and also scored on a 31-yard pass from Peete. Bengals QB Jon Kitna passed for 2 TDs to Peter Warrick and had no INTs. The Bengals matched the worst 13-game record in team history at 1-12; the Panthers improved to 5-8.

Cincinnati	7	10	14	0	—	31
Carolina	9	7	21	15	—	52

TEAM	SCORING PLAY	QTR-LEFT
Cin.	P.Warrick 37 pass from J.Kitna (N.Rackers kick)	1-12:46
Car.	A.Wallace fumble recovery in end zone (S.Graham kick)	1-9:13
Car.	C.Dillon tackled in end zone for Carolina team safety	1-2:53
Cin.	S.Smith 61 punt return (S.Graham kick)	2-13:47
Cin.	P.Warrick 3 pass from J.Kitna (N.Rackers kick)	2-8:18
Cin.	N.Rackers 24 field goal	2-0:45
Car.	S.Smith 31 pass from R.Peete (S.Graham kick)	3-13:03
Cin.	T.Spikes 45 fumble return (N.Rackers kick)	3-11:10
Car.	M.Muhammad 2 pass from R.Peete (S.Graham kick)	3-5:37
Cin.	S.Smith 87 punt return (S.Graham kick)	3-4:24
Cin.	J.Kitna 12 run (N.Rackers kick)	3-0:27
Car.	W.Walls 2 pass from R.Peete (S.Graham kick)	4-12:48
Car.	D.Brown 6 run (N.Goings run)	4-6:13

Missed FG: N.Rackers, Cin. (52SH).

Attendance: 66,799. Time: 3:13.

	CINCINNATI	CAROLINA
First downs	25	23
Third down conversions-attempts	6-15	5-9
Total net yards	340	401
Net yards rushing	83	82
Net yards passing	257	319
Pass attempts-completions-interceptions	37-25-0	29-21-1
Sacks against-yards lost	4-38	0-0
Punt returns-yards	5-32.4	3-40.0
Kickoff returns-yards	7-136	7-143
Penalties-yards	5-39	10-91
Fumbles-lost	4-1	2-2
Time of possession	31:08	28:52

BENGALS					RUSHING					PANTHERS				
	Att	Yds	Lg	TD		Att	Yds	Lg	TD		Att	Yds	Lg	TD
C.Dillon	18	55	17	0	D.Brown	17	45	12	1	N.Goings	4	23	14	0
J.Kitna	5	20	12-1	1	B.Hoover	5	12	7	0	M.Muhammad	1	3	3	0
Ru.Johnson	5	8	5	0	R.Peete	2	-1	0	0					
L.Neal	1	0	0	0										

TOTALS	29	83	17	1	TOTALS	29	82	14	1
--------	----	----	----	---	--------	----	----	----	---

PASSING									
BENGALS	Att	Cmp	Yds	TD-I	PANTHERS	Att	Cmp	Yds	TD-I
J.Kitna	37	25	295	2-0	R.Peete	29	21	319	3-1
TOTALS	37	25	295	2-0	TOTALS	29	21	319	3-1

RECEIVING									
BENGALS	No	Yds	Lg	TD	PANTHERS	No	Yds	Lg	TD
C.Johnson	6	114	32	0	M.Muhammad	8	106	26	1
C.Dillon	4	30	16	0	S.Smith	5	144	49	1
R.Dugans	4	28	10	0	W.Walls	2	29	27	1
P.Warrick	3	52	37-1	2	K.Mangum	2	22	12	0
T.Houshmandzadeh	3	43	18	0	D.Brown	2	9	8	0
					N.Goings	2	9	8	0
Ru.Johnson	2	15	9	0					
M.Schobel	2	9	7	0					
D.Farmer	1	4	4	0					
TOTALS	25	295	37-1	2	TOTALS	21	319	49	3

INDIVIDUAL DEFENSE

CINCINNATI (coaches' stats) — **Leading Tackler:** B.Simmons 9-4-13. **Sacks:** None. **Int.:** C.Hall 1-2. **FF:** T.Spikes 1. **FR:** T.Spikes 1-45. **B.Whittington** 1-0.

CAROLINA (press box stats) — **Leading Tacklers:** R.Howard 11-1-12, W.Witherspoon 9-3-12. **Sacks:** M.Fields 2-11, W.Witherspoon 1-16, B.Buckner 1-11. **Int.:** None. **FF:** M.Fields 1, W.Witherspoon 1. **FR:** A.Wallace 1-0.

Game 14 Jacksonville 29, Bengals 15

Sunday, Dec. 15, at Paul Brown Stadium

A Bengals special teams penalty helped turn the tide after Cincinnati had rallied from a 14-3 deficit to take a 15-14 lead in the third quarter. Holding the lead, the Bengals forced a Jaguars punt, but the Bengals' return team was flagged for 12 men on the field. The five-yard walkoff presented Jacksonville with a fourth-and-one situation at the Cincinnati 38, and after converting the opportunity with an 8-yard run by Stacey Mack, the Jaguars scored a go-ahead TD four plays later on a fourth-down, 26-yard TD pass from Mark Brunell to Jimmy Smith. Jacksonville drove 62 yards in nine plays for a Mack TD run of 3 yards for the game's final points early in the fourth quarter. The Bengals trailed by only scant margins in first downs (20-19) and yards (321-300), and were 7-for-17 on third downs compared to Jacksonville's 3-for-12. But Cincinnati netted only one TD from four penetrations of the Jaguars' 10-yard line, twice settling for field goals and being stopped once on downs. The lone Bengals TD came on a 5-yard QB draw by Jon Kitna in the second quarter. The Bengals fell to 1-13, their worst 14-game mark in franchise history, while the Jaguars improved to 6-8.

Jacksonville	7	7	8	7	—	29
Cincinnati	3	9	3	0	—	15

TEAM	SCORING PLAY	QTR-LEFT
Jax.	K.Lockett 12 pass from M.Brunell (D.Boyd kick)	1-9:08
Cin.	N.Rackers 51 field goal	1-1:54
Jax.	P.Mitchell 9 pass from M.Brunell (D.Boyd kick)	2-13:45
Cin.	N.Rackers 18 field goal	2-9:05
Cin.	J.Kitna 5 run (pass failed)	2-0:58
Cin.	N.Rackers 25 field goal	3-9:20
Jax.	J.Smith 26 pass from M.Brunell (F.Taylor run)	3-4:48
Jax.	S.Mack 3 run (D.Boyd kick)	4-9:52

Missed FG: None.

Attendance: 42,092. Time: 3:04.

	JACKSONVILLE	CINCINNATI
First downs	20	19
Third down conversions-attempts	3-12	7-17
Total net yards	321	300
Net yards rushing	109	65
Net yards passing	212	235
Pass attempts-completions-interceptions	28-19-0	42-22-1
Sacks against-yards lost	3-11	3-23
Punts-average	5-42.0	2-41.0
Punt returns-yards	1-11	4-45
Kickoff returns-yards	5-113	5-96
Penalties-yards	5-54	5-29
Fumbles-lost	0-0	1-1
Time of possession	30:01	29:59

RUSHING									
JAGUARS	Att	Yds	Lg	TD	BENGALS	Att	Yds	Lg	TD
F.Taylor	18	71	12	0	C.Dillon	21	59	16	0
S.Mack	9	31	8	1	J.Kitna	2	5	5-1	1
M.Brunell	3	7	6	0	B.Bennett	1	1	1	0

TOTALS	30	109	12	1	TOTALS	24	65	16	1
--------	----	-----	----	---	--------	----	----	----	---

PASSING									
JAGUARS	Att	Cmp	Yds	TD-I	BENGALS	Att	Cmp	Yds	TD-I
M.Brunell	28	19	223	3-0	J.Kitna	42	22	258	0-1
TOTALS	28	19	223	3-0	TOTALS	42	22	258	0-1

RECEIVING									
JAGUARS	No	Yds	Lg	TD	BENGALS	No	Yds	Lg	TD
J.Smith	7	98	26-1	1	R.Dugans	6	69	25	0
F.Taylor	4	43	20	0	C.Johnson	4	91	44	0
P.Mitchell	4	31	12	1	T.Houshmandzadeh	3	26	12	0
B.Shaw	2	16	9	0		3	41	21	0
K.Brady	1	23	23	0	B.Bennett	3	26	12	0
K.Lockett	1	12	12-1	1	M.Schobel	3	17	9	0
					L.Neal	2	8	5	0
					T.Stewart	1	6	6	0

TOTALS	19	223	26-1	3	TOTALS	22	258	44	0
--------	----	-----	------	---	--------	----	-----	----	---

INDIVIDUAL DEFENSE

JACKSONVILLE (press box stats) — **Leading Tacklers:** D.Darius 5-1-6, T.Slaughter 4-2-6, W.Rainer 3-3-6. **Sacks:** M.Coleman 1-7, S.Spicer 1-7, J.Henderson 0-5-4, M.Stroud 0-5-4. **Int.:** J.Craft 1-0. **FF:** M.Coleman 1. **FR:** J.Henderson 1-0.

CINCINNATI (coaches' stats) — **Leading Tackler:** T.Spikes 13-1-14. **Sacks:** C.Hall 2-6, J.Smith 1-5. **Int.:** None. **FF:** None. **FR:** None.

Game 15 Bengals 20, New Orleans 13

Sunday, Dec. 22, at Paul Brown Stadium

The Bengals dominated the playoff-contending Saints in total yards (423-210), but needed a pair of fourth-quarter TDs to overcome a 13-7 deficit after three periods. Nicolas Luchey, who hadn't had an NFL rushing attempt since the final game of the 2000 season, was pressed into service in the fourth quarter due to injuries to HBs Corey Dillon and Brandon Bennett, and Luchey responded with 59 yards on 12 carries in heavy traffic, including TD runs of 1 and 3 yards. The final-period TD drives, led by QB Jon Kitna, covered 69 yards on 13 plays and 64 yards on 12 plays. Dillon rushed for 126 yards before suffering a bruised left elbow, and WR Chad Johnson's 47 receiving yards pushed him to 1043 on the season. Cincinnati's 423 yards were a season high, the Bengals' 240 rushing yards were their most since Dec. 3, 2000, and their 33 rushing yards allowed were the fewest by an opponent since Dec. 12, 1999. The Bengals did not allow a pass completion on the last 11 throws by New Orleans QB Aaron Brooks. Cincinnati ran its record in the final regular season home game over the last 21 years to 18-3. The Bengals improved to 2-13 on the season, while New Orleans fell to 9-6. The Bengals averted what would have been the first winless home season in club history.

New Orleans	10	3	0	0	—	13
Cincinnati	7	0	0	13	—	20

TEAM	SCORING PLAY	QTR-LEFT
N.O.	J. Carney 38 field goal	1-9:46
Cin.	P. Warrick 30 pass from J. Kitna (N. Rackers kick)	1-8:15
N.O.	D. Stallworth 57 pass from A. Brooks (J. Carney kick)	1-6:19
N.O.	J. Carney 43 field goal	2-1:13
Cin.	N. Luchey 1 run (kick blocked)	4-10:42
Cin.	N. Luchey 3 run (N. Rackers kick)	4-1:46

Missed FG: J. Carney, N.O. (33/LU)

Attendance: 43,544. Time: 3:13.

	NEW ORLEANS	CINCINNATI
First downs	11	25
Third down conversions-attempts	2-14	7-16
Total net yards	210	423
Net yards rushing	33	240
Net yards passing	177	183
Pass attempts-completions-interceptions	38-16-0	40-20-2
Sacks against-yards lost	3-26	2-7
Punts-average	6-39.0	6-36.7
Punt returns-yards	4-40	4-8
Kickoff returns-yards	4-68	4-65
Penalties-yards	4-30	6-40
Fumbles-lost	5-2	4-2
Time of possession	24:41	35:19

	SAINTS	Att	Yds	Lg	TD	BENGALS	Att	Yds	Lg	TD
D. McAllister	15	26	5	0		C. Dillon	18	126	26	0
D. Stallworth	1	4	4	0		N. Luchey	12	59	10	2
A. Brooks	4	3	5	0		B. Bennett	7	58	29	0
						J. Kitna	2	-3	-1	0
TOTALS	20	33	5	0		TOTALS	39	240	29	2

	SAINTS	Att	Cmp	Yds	TD-1	BENGALS	Att	Cmp	Yds	TD-1
A. Brooks	38	16	203	1-0		J. Kitna	40	20	190	1-2
TOTALS	38	16	203	1-0		TOTALS	40	20	190	1-2

	SAINTS	No	Yds	Lg	TD	BENGALS	No	Yds	Lg	TD
D. Stallworth	6	111	57-1	1		P. Warrick	7	71	30-1	1
J. Horn	6	64	15	0		C. Johnson	4	47	15	0
B. Williams	1	9	9	0		T. Houshmandzadeh				
M. Lewis	1	8	8	0						
T. Smith	1	7	7	0		C. Dillon	1	16	16	0
Ja. Reed	1	4	4	0		R. Dugans	1	15	15	0
						D. Farmer	1	7	7	0
						B. Bennett	1	6	6	0
						N. Luchey	1	6	6	0
						M. Schobel	1	2	2	0
						L. Neal	1	0	0	0
TOTALS	16	203	57-1	1		TOTALS	20	190	30-1	1

INDIVIDUAL DEFENSE

NEW ORLEANS (press box stats) — **Leading Tackler:** S. Knight 8-2-10. **Sacks:** C. Grant 2-7. **Int.:** F. Thomas 2-43. **FF:** C. Grant 1, S. Hodge 1, F. Thomas 1. **FR:** J. Bellamy 1-0, C. Clemens 1-0.

CINCINNATI (coaches' stats) — **Leading Tackler:** T. Spikes 5-3-8. **Sacks:** J. Smith 1-8, TEAM 2-18. **Int.:** None. **FF:** J. Burris 1, J. Smith 1. **FR:** T. Spikes 2-0.

Game 16 Buffalo 27, Bengals 9

Sunday, Dec. 29, at Ralph Wilson Stadium

Buffalo mounted a 20-0 second-quarter lead as the Bengals' offense, consistently effective in recent games, had a hard time getting on track. Cincinnati didn't manage to score its lone TD of the day until the mid-point of the fourth quarter, when QB Jon Kitna scored on a 6-yard run. Buffalo QB Drew Bledsoe completed 74.2% of his passes (23-of-31), for 231 yards, 1 TD and no INTs. The Bengals' red-zone defense held Buffalo to a pair of field goals in the first quarter, and was on the verge of doing it a third time when Bledsoe scored on a QB draw on a third-and-goal play from the Cincinnati 7-yard line, putting the Bills ahead 13-0 with 10:25 left in the second quarter. The Bills recovered a Kitna fumble at the Buffalo 46 on Cincinnati's next possession, and drove for a 20-0 lead on a TD pass from Bledsoe to Eric Moulds on a fourth-and-goal play from the 2. The Bengals were outgained only 324-317 in total yards, but were 1-for-11 on third and fourth-down conversions, while Buffalo was 9-for-17 in the same category. Bengals WR Chad Johnson tied a team record by recording his fifth 100-yard receiving game of the season (6-for-123). The Bengals fell to a franchise-worst 2-14 record on the season, while Buffalo finished 8-8.

Cincinnati	0	3	0	6	—	9
Buffalo	6	14	7	0	—	27

TEAM	SCORING PLAY	QTR-LEFT
Buff.	M. Hollis 32 field goal	1-8:36
Buff.	M. Hollis 25 field goal	1-1:12
D. Bledsoe	7 run (M. Hollis kick)	2-10:25
Buff.	E. Moulds 2 pass from D. Bledsoe (M. Hollis kick)	2-2:41
Cin.	N. Rackers 19 field goal	2-0:24
Buff.	L. Centers 4 run (M. Hollis kick)	3-1:37
Cin.	J. Kitna 6 run (run failed)	4-8:05

Missed FG: None.

Attendance: 47,850. Time: 3:03.

	CINCINNATI	BUFFALO
First downs	19	23
Third down conversions-attempts	1-9	8-15
Total net yards	317	324
Net yards rushing	84	99
Net yards passing	233	225
Pass attempts-completions-interceptions	35-19-2	31-23-0
Sacks against-yards lost	2-8	2-6
Punts-average	4-30.5	2-38.5
Punt returns-yards	1-0	2-14
Kickoff returns-yards	5-94	2-17
Penalties-yards	10-105	7-71
Fumbles-lost	1-1	5-3
Time of possession	21:22	38:38

	BENGALS	Att	Yds	Lg	TD	BILLS	Att	Yds	Lg	TD
C. Dillon	13	53	15	0		T. Henry	30	80	10	0
Ru. Johnson	3	25	13	0		D. Bledsoe	3	8	7-1	1
J. Kitna	1	6	6-1	1		J. Burris	4	7	6	0
P. Warrick	1	0	0	0		L. Centers	1	4	4-1	1
TOTALS	18	84	15	1		TOTALS	38	99	10	2

	BENGALS	Att	Cmp	Yds	TD-1	BILLS	Att	Cmp	Yds	TD-1
J. Kitna	35	19	241	0-2		D. Bledsoe	31	23	231	1-0
TOTALS	35	19	241	0-2		TOTALS	31	23	231	1-0

	BENGALS	No	Yds	Lg	TD	BILLS	No	Yds	Lg	TD
C. Johnson	6	123	50	0		E. Moulds	9	75	16	1
D. Farmer	3	40	22	0		P. Price	5	57	28	0
P. Warrick	3	27	11	0		J. Reed	3	54	21	0
T. Houshmandzadeh						L. Centers	2	23	22	0
						J. Riemersma	2	22	15	0
C. Dillon	2	9	7	0		T. Henry	2	0	1	0
R. Dugans	1	12	12	0						
M. Schobel	1	4	4	0						
TOTALS	19	241	50	0		TOTALS	23	231	28	1

INDIVIDUAL DEFENSE

CINCINNATI (coaches' stats) — **Leading Tackler:** T. Spikes 9-7-16. **Sacks:** J. Smith 0.5-3. **T. Spikes** 0.5-3. **TEAM** 1-0. **Int.:** None. **FF:** J. Burris 1, K. Kaesviharn 1, J. Perry 1, T. Spikes 1. **FR:** J. Burris 1-32, J. Perry 1-15, T. Spikes 1-0.

BUFFALO (press box stats) — **Leading Tacklers:** N. Clements 7-2-9, L. Fletcher 4-5-9. **Sacks:** C. Wire 1-8, R. Edwards 1-0. **Int.:** N. Clements 1-42, A. Brooks 1-13. **FF:** R. Edwards 1. **FR:** L. Fletcher 1-20.

BENGALS 2002 PARTICIPATION CHART

PLAYER	Cin. G-S	1 S.D.	2 @Cle.	3 @Atl.	4 T.B.	5 @Ind.	6 Pitt.	7 Tenn.
Anderson, Willie	16-16	ROT	ROT	ROT	ROT	ROT	ROT	ROT
Armour, JoJuan	16-8	P	SS	SS	P	P	P	P
Bennett, Brandon	12-0	P	IL	P	P	P	P	P
Booker, Vaughn	6-5	LDE	IL	LDE	IL	LDE	LDE	IL
Braham, Rich	15-15	C	C	C	C	C	C	C
Brewer, Sean	3-2	TE	TE	P	IL	IL	IL	IL
Burris, Jeff	16-12	LCB	LCB	LCB	LCB	LCB	LCB	LCB
Coleman, Reggie	0-0	NWT	NWT	NWT	NWT	IL	IL	IL
Curtis, Canute	16-11	LLB	P	P	P	P	LLB	P
Dillon, Corey	16-16	HB	HB	HB	HB	HB	HB	HB
Dorsch, Travis	1-0	IL	IL	IL	IL	IL	IL	IL
Dugans, Ron	16-5	P	P	P	P	P	P	4thWR
Edmonds, Chris	8-0	PS	PS	PS	PS	PS	PS	PS
Farmer, Danny	8-1	P	IL	IL	IL	IL	3rdWR	P
Foley, Steve	0-0	RI	RI	RI	RI	RI	RI	RI
Frerotte, Gus	4-3	QB	QB	QB	IL*	DNP	DNP	DNP
Germaine, Joe	0-0	NWT	NWT	NWT	NWT	NWT	NWT	PS
Gibson, Oliver	9-9	LDT	LDT	LDT	LDT	LDT	LDT	LDT
Glover, LaVar	2-0	PS	PS	PS	PS	PS	PS	NWT
Goff, Mike	13-13	RG	RG	RG	IL	IL	IL	RG
Gutierrez, Brock	16-1	P	P	P	P	P	P	P
Hall, Cory	14-14	SS	FS	FS	FS	FS	FS	FS
Harris, Nick	15-0	P	P	P	P	P	P	P
Hawkins, Artrell	15-15	RCB	RCB	RCB	RCB	RCB	RCB	RCB
Houshmandzadeh, T.J.	16-5	WR	P	P	P	P	P	3rdWR
Jennings, Ligarius	9-0	P	P	P	P	P	P	P
Johnson, Chad	16-14	P	P	WR	WR	WR	WR	WR
Johnson, Riall	12-0	IL	IL	IL	P	IL	P	P
Johnson, Rudi	7-0	IL	P	IL	IL	P	IL	P
Jones, Levi	16-14	2ndTE	P	TE	P	LOT	LOT	LOT
Kaesviharn, Kevin	16-6	P	P	P	3rdCB	P	P	P
Kelly, Stephon	0-0	RI	RI	RI	RI	RI	RI	RI
Kilna, Jon	14-12	DNP	P	P	DNP	QB	QB	QB
Levels, Dwayne	0-0	PS	PS	PS	PS	PS	PS	PS
Levy, Victor	10-0	IL	IL	IL	P	P	P	P
Luchey, Nicolas	16-3	P	P	P	P	P	P	P
Manuel, Marquand	15-8	IL	P	P	P	SS	SS	SS
Monds, Mario	0-0	NFIEL	NFIEL	NFIEL	NFIEL	NFIEL	NFIEL	NFIEL
Myles, Reggie	9-0	PS	PS	PS	PS	PS	PS	PS
Neal, Lorenzo	16-8	P	FB	FB	FB	FB	P	P
O'Dwyer, Matt	16-16	LG	LG	LG	LG	LG	LG	LG
Ogbogu, Eric	12-0	IL	P	IL	P	IL	IL	P
Perry, Jason	2-0	NWT	NWT	NWT	NWT	NWT	NWT	NWT
Rackers, Neil	16-0	P	P	P	P	P	P	P
Rehberg, Scott	16-3	P	P	P	RG	RG	RG	P
Rodriguez, Tito	0-0	NWT	NWT	NWT	NWT	NWT	NWT	NWT
Roman, Mark	13-1	FS	P	P	P	P	P	IL
Ross, Adrian	16-6	P	LLB	LLB	LLB	LLB	MLB	LLB
St. Louis, Brad	16-0	P	P	P	P	P	P	P
Schobel, Matt	16-10	P	P	P	TE	TE	TE	P
Simmons, Brian	16-15	MLB	MLB	MLB	MLB	MLB	P	MLB
Smith, Akili	1-1	IL*	IL*	IL*	QB	IL*	IL*	IL*
Smith, Derek	0-0	NWT	NWT	NWT	NWT	NWT	NWT	NWT
Smith, Justin	16-16	RDE	RDE	RDE	RDE	RDE	RDE	RDE
Smith, Ron	5-0	PS	PS	PS	PS	PS	PS	PS
Spearman, Armegis	7-0	P	P	P	P	P	P	P
Spikes, Takeo	16-16	RLB	RLB	RLB	RLB	RLB	RLB	RLB
Steele, Glen	16-7	P	P	P	P	P	P	P
Stephens, Jamain	0-0	RI	RI	RI	RI	RI	RI	RI
Stewart, Tony	3-0	NWT	NWT	NWT	NWT	NWT	NWT	NWT
Szalay, Thatcher	1-0	IL	IL	IL	IL	DNP	P	IL
Thompson, Lamont	13-0	P	P	P	P	P	P	P
Warrick, Peter	15-10	WR	WR	P	WR	WR	WR	WR
Webb, Richmond	4-4	LOT	LOT	LOT	LOT	RI	RI	RI
Westbrook, Michael	9-4	P	WR	WR	P	P	IL	IL
Whittington, Bernard	16-11	P	LDE	P	LDE	P	P	LDE
Williams, Tony	16-16	RDT	RDT	RDT	RDT	RDT	RDT	RDT
Wilson, Reinard	16-0	P	P	P	P	P	P	P

LEGEND (position abbreviation indicates start): **P** - played as a substitute; **DNP** - did not play (but on active roster); **IL** - Inactive list; **RI** - Reserve/Injured list; **PS** - practice squad; **NFIEL** - Reserve/Non-Football Injury — Europe League list; **RSBC** - Reserve/Suspension by Club list; **REX** - roster exemption; **NWT** - not with team; * - designated third quarterback

PLAYER	8 @Hou.	9 @Balt.	10 Cle.	11 @Pitt.	12 Balt.	13 @Car.	14 Jax.	15 N.O.	16 @Buf.
Anderson, Willie	ROT	ROT	ROT	ROT	ROT	ROT	ROT	ROT	ROT
Armour, JoJuan	P	P	P	SS	SS	SS	SS	SS	SS
Bennett, Brandon	P	P	P	P	IL	IL	P	P	IL
Booker, Vaughn	IL	IL	LDE	IL	IL	IL	IL	P	IL
Braham, Rich	C	C	C	C	DNP	C	C	C	C
Brewer, Sean	IL	RI	RI	RI	RI	RI	RI	RI	RI
Burris, Jeff	P	LCB	P	P	P	LCB	LCB	LCB	LCB
Coleman, Reggie	IL	IL	IL	RSBC	IL	IL	IL	IL	IL
Curtis, Canute	LLB	LLB	LLB	LLB	LLB	LLB	LLB	LLB	LLB
Dillon, Corey	HB	HB	HB	HB	HB	HB	HB	HB	HB
Dorsch, Travis	IL	IL	IL	IL	IL	P	IL	IL	IL
Dugans, Ron	P	P	4thWR	P	P	P	WR	WR	3rdWR
Edmonds, Chris	PS	P	P	P	P	P	P	P	P
Farmer, Danny	IL	IL	IL	IL	P	P	P	P	P
Foley, Steve	RI	RI	RI	RI	RI	RI	RI	RI	RI
Frerotte, Gus	DNP	DNP	DNP	P	DNP	DNP	DNP	DNP	DNP
Germaine, Joe	PS	PS	PS	PS	PS	PS	IL	IL	IL
Gibson, Oliver	LDT	LDT	RI	RI	RI	RI	RI	RI	RI
Glover, LaVar	NWT	NWT	IL	IL	IL	IL	P	IL	P
Goff, Mike	RG	RG	RG	RG	RG	RG	RG	RG	RG
Gutierrez, Brock	P	P	P	P	C	P	P	P	P
Hall, Cory	FS	FS	FS	FS	FS	FS	FS	RI	RI
Harris, Nick	P	P	P	P	IL	IL	P	P	P
Hawkins, Artrell	RCB	RCB	RCB	RCB	RCB	RCB	IL	RCB	RCB
Houshmandzadeh, T.J.	P	P	3rdWR	WR	P	P	P	P	4thWR
Jennings, Ligarius	P	P	RI	RI	RI	RI	RI	RI	RI
Johnson, Chad	WR	WR	WR	WR	WR	WR	WR	WR	WR
Johnson, Riall	P	P	P	P	P	P	P	P	P
Johnson, Rudi	IL	IL	IL	IL	P	P	P	IL	P
Jones, Levi	LOT	LOT	LOT	LOT	LOT	LOT	LOT	LOT	LOT
Kaesviharn, Kevin	LCB	P	LCB	LCB	LCB	P	RCB	P	P
Kelly, Stephon	RI	RI	RI	RI	RI	RI	RI	RI	RI
Kitna, Jon	QB	QB	QB	QB	QB	QB	QB	QB	QB
Levels, Dwayne	PS	PS	PS	PS	PS	PS	PS	PS	IL
Leyva, Victor	P	DNP	P	DNP	P	P	P	DNP	P
Luchey, Nicolas	P	P	P	2ndTE	2ndTE	2ndTE	P	P	P
Manuel, Marquand	SS	SS	SS	P	P	P	P	FS	FS
Monds, Mario	NFIE	REX	PS	PS	PS	PS	PS	PS	PS
Myles, Reggie	P	P	P	P	P	P	P	P	P
Neal, Lorenzo	FB	FB	P	P	P	P	FB	FB	P
O'Dwyer, Matt	LG	LG	LG	LG	LG	LG	LG	LG	LG
Ogbogu, Eric	P	P	P	P	P	P	P	P	P
Perry, Jason	NWT	NWT	NWT	NWT	NWT	NWT	NWT	P	P
Rackner, Neil	P	P	P	P	P	P	P	P	P
Rehberg, Scott	P	P	P	P	P	P	P	P	P
Rodriguez, Tito	NWT	PS	PS	PS	PS	PS	PS	PS	PS
Roman, Mark	P	IL	P	P	P	P	P	P	RI
Ross, Adrian	P	P	P	P	P	P	P	P	P
St. Louis, Brad	P	P	P	P	P	P	P	P	P
Schobel, Matt	TE	TE	P	TE	TE	TE	TE	TE	P
Simmons, Brian	MLB	MLB	MLB	MLB	MLB	MLB	MLB	MLB	MLB
Smith, Akili	IL*	IL*	IL*	IL*	IL*	IL*	IL*	IL*	IL*
Smith, Derek	NWT	PS	PS	PS	PS	PS	PS	PS	PS
Smith, Justin	RDE	RDE	RDE	RDE	RDE	RDE	RDE	RDE	RDE
Smith, Ron	PS	PS	IL	P	P	P	P	IL	P
Spearman, Armegis	RI	RI	RI	RI	RI	RI	RI	RI	RI
Spikes, Takeo	RLB	RLB	RLB	RLB	RLB	RLB	RLB	RLB	RLB
Steele, Glen	P	LDT	LDT	LDT	LDT	LDT	LDT	LDT	LDT
Stephens, Jamain	RI	RI	RI	RI	RI	RI	RI	RI	RI
Stewart, Tony	NWT	NWT	NWT	IL	IL	IL	P	P	P
Szalay, Thatcher	IL	IL	IL	IL	IL	IL	IL	IL	IL
Thompson, Lamont	P	P	P	P	P	P	RI	RI	RI
Warrick, Peter	P	WR	WR	WR	WR	WR	IL	P	WR
Webb, Richmond	RI	RI	RI	RI	RI	RI	RI	RI	RI
Westbrook, Michael	WR	WR	P	P	NWT	NWT	NWT	NWT	NWT
Whittington, Bernard	LDE	LDE	P	LDE	LDE	LDE	LDE	LDE	LDE
Williams, Tony	RDT	RDT	RDT	RDT	RDT	RDT	RDT	RDT	RDT
Wilson, Reinard	P	P	P	P	P	P	P	P	P

2002

- July 9: Terminated the contract of WR **Darnay Scott**.
- July 12: Signed DE **Joey Evans** (D702).
- July 24: Signed K-P **Travis Dorsch** (D402).
- July 25: Signed OT **Levi Jones** (D102); Signed FS **Lamont Thompson** (D202); Placed WR **Danny Farmer** on Active/Physically Unable to Perform list; Placed DT **Mario Monds** on Active/Non-Football Injury list.
- July 29: Placed SS **Pig Prather** on the Reserve/Retired list.
- July 30: Waived G **John Grabowski**, SS **Robert Grant**, QB **Gavin Hoffman** and TE **Trent Sansbury**.
- Aug. 1: Waived SS **Pig Prather** from the Reserve/Retired list.
- Aug. 5: Signed both C **Brock Gutierrez** and G **Scott Rehberg**; Waived OLB **Jermaine Petty**.
- Aug. 11: Terminated the contract of OT **John Jackson**.
- Aug. 12: Removed WR **Danny Farmer** from the Active/Physically Unable to Perform list and placed him on the active roster; Terminated the contract of DE **Jevon Langford**.
- Aug. 13: Signed MLB **Brian Simmons** to a contract extension; Waived WR **Chris Archie** and FB **Jason Murray**.
- Aug. 14: Signed SS **Jojuan Armour**.
- Aug. 19: Waived FB **Harold Jackson**, TE **Kirk McMullen** and WR **Michael Slater**; Placed DT **Mario Monds** on Reserve/Non-Football Injury — Europe League list.
- Aug. 26: Waived OT **Justin Bland**, LS-DT **Randy Chevrier**, QB **Scott Covington**, DT **Pernell Davis**, DE **Joey Evans**, WR **Khorl Ivy**, WR **Kwazeon Leverette** and C **Ray Redzinski**.
- Aug. 27: Acquired DT **Ron Smith** on waivers from Seattle; Waived OLB **Tito Rodriguez**.
- Aug. 28: Acquired CB **LaVar Glover** on waivers from Pittsburgh; Placed OT **Jamain Stephens** on the Reserve/Injured list.
- Aug. 31: Traded HB **Curtis Keaton** to New Orleans for an undisclosed selection in the 2003 draft.
- Sept. 1: Placed OLB **Steve Foley** and FS **Stephen Kelly** on the Reserve/Injured list; Waived CB **Robert Bean**, TE **Chris Edmonds**, CB **LaVar Glover**, CB **Rodney Heath**, MLB **Dwayne Levels**, WR **Darcey Levy**, CB **Reggie Myles**, CB **Tierre Sams** and DT **Ron Smith**.
- Sept. 2: Signed TE **Chris Edmonds**, CB **LaVar Glover**, MLB **Dwayne Levels**, CB **Reggie Myles** and DT **Ron Smith** to the practice squad.
- Sept. 4: Signed OLB **Canute Curtis**.
- Oct. 1: Signed DT **Reggie Coleman** from the Washington practice squad; Placed OT **Richmond Webb** on Reserve/Injured list.
- Oct. 16: Signed QB **Joe Germaine** to the practice squad; Terminated the practice squad contract of CB **LaVar Glover**.
- Nov. 1: Placed MLB **Armeigis Spearman** on the Reserve/Injured list.
- Nov. 2: Signed CB **Reggie Myles** from the practice squad.
- Nov. 5: Signed TE **Chris Edmonds** from the practice squad; Signed TE **Derek Smith** to the practice squad; Placed TE **Sean Brewer** on the Reserve/Injured list.
- Nov. 6: Signed LB **Tito Rodriguez** to the practice squad.
- Nov. 11: Activated DT **Mario Monds** from the Reserve/Non-Football Injury — Europe League list; Placed DT **Oliver Gibson** on Reserve/Injured list; Placed CB **Ligarius Jennings** on Reserve/Injured list.
- Nov. 12: Signed CB **LaVar Glover** from the Detroit practice squad.
- Nov. 14: Signed DT **Ron Smith** from the practice squad; Waived DT **Mario Monds**.
- Nov. 15: Signed DT **Mario Monds** to the practice squad.
- Nov. 23: Signed TE **Tony Stewart** from the Philadelphia practice squad; Placed OT **Reggie Coleman** on the Reserve/Suspension by Club list for one week.
- Nov. 27: Reinstated OT **Reggie Coleman** to the 53-player roster from the Reserve/Suspension by Club list; Waived WR **Michael Westbrook**.
- Dec. 12: Placed FS **Lamont Thompson** on Reserve/Injured list; Signed QB **Joe Germaine** from the practice squad.
- Dec. 17: Placed FS **Cory Hall** on the Reserve/Injured list; Acquired FS **Jason Perry** on waivers from Minnesota.
- Dec. 23: Placed FS **Mark Roman** on the Reserve/Injured list; Signed MLB **Dwayne Levels** from the practice squad.

2003

- Dec. 31: Signed DT **Mario Monds** from the practice squad; Signed OLB **Tito Rodriguez** and TE **Derek Smith** (both finished 2002 on Bengals practice squad); Signed CB **Tierre Sams** (FA).
- Jan. 14: **Marvin Lewis** signed as head coach.
- Jan. 21: Named 14 assistant coaches: **Paul Alexander** (assistant head coach/offensive line), **Jim Anderson** (running backs), **Bob Bratkowski** (offensive coordinator), **Louie Cioffi** (assistant defensive backs), **Kevin Coyle** (defensive backs), **Leslie Frazier** (defensive coordinator), **Jay Hayes** (defensive line), **Ricky Hunley** (linebackers), **Chip Morton** (strength and conditioning), **Kurtis Shultz** (assistant strength and conditioning), **Darrin Simmons** (special teams), **Bob Surace** (offensive assistant), **Alex Wood** (wide receivers), **Ken Zampese** (quarterbacks).
- Jan. 23: Named **Jonathan Hayes** tight ends coach.
- Feb. 5: Signed FB **Terry Witherspoon** (FA).
- Feb. 7: Allocated 3 players to NFL Europe: MLB **Dwayne Levels** (F.C. Barcelona Dragons) OLB **Tito Rodriguez** (F.C. Barcelona Dragons) and CB **Tierre Sams** (Rhein Fire).
- Feb. 11: Applied Transition Player designation to OLB **Takeo Spikes**.
- Feb. 20: Terminated the contract of OT **Richmond Webb**.
- Feb. 28: Acquired FS **Brian Leigeb** on waivers from Indianapolis; FB **Lorenzo Neal** (UFA-Cin.) signed with San Diego.
- Mar. 2: Signed DE-DT **Carl Powell** (UFA-Wash.).
- Mar. 3: FS **Cory Hall** (UFA-Cin.) signed with Atlanta.
- Mar. 7: OLB **Takeo Spikes** (TFA-Cin.) signed with Buffalo; Signed MLB **Kevin Hardy** (UFA-Dall.).
- Mar. 8: Signed DT **John Thornton** (UFA-Tenn.).
- Mar. 10: Signed CB **Tory James** (FA).
- Mar. 11: Waived FS **Brian Leigeb** (failed physical).
- Mar. 12: FB **Nicolas Luchey** (UFA-Cin.) signed with Green Bay.
- Mar. 13: Signed TE **Reggie Kelly** (UFA-Ail.); Signed HB **Ray Jackson** (FA).
- Mar. 17: Matched offer sheet made by Green Bay to LB **Armeigis Spearman** (RFA-Cin.); Signed LS-TE **Brad St. Louis** (RFA-Cin.).
- Mar. 19: QB **Gus Ferrotte** (UFA-Cin.) signed with Minnesota.
- Apr. 1: Terminated the contract of DE **Vaughn Booker**.
- Apr. 3: Acquired FB **Mike Green** on waivers from Tennessee.
- Apr. 9: Signed WR **Kwazeon Leverette** (FA).
- Apr. 15: Signed K **Neil Rackers** (RFA-Cin.).
- Apr. 23: Signed WR **Danny Farmer** (RFA-Cin.).
- Apr. 24: Announced the selection of college QB **Carson Palmer** of Southern California as the No. 1 overall pick in annual NFL Draft, signing him to a multi-year contract.
- Apr. 25: Signed WR **Ron Dugans** (RFA-Cin.).
- Apr. 26: Selected three college players in annual NFL Draft: QB **Carson Palmer** of Southern California in Round 1 (first overall), G **Eric Steinbach** of Iowa in Round 2 (33rd), and WR **Kelley Washington** of Tennessee in Round 3 (65th).
- Apr. 27: Selected six college players in annual NFL Draft: CB **Dennis Weathersby** of Oregon State in Round 4 (98th overall), FB **Jeremi Johnson** of Western Kentucky in Round 4 (118th overall), OLB **Khalid Abdullah** of Mars Hill College in Round 5 (136th), DT **Langston Moore** of South Carolina in Round 6 (174th), OT **Scott Koolstra** of North Carolina State in Round 7 (215th), and DE **Elton Patterson** of Central Florida in Round 7 (259th).
- Apr. 28: Waived QB **Joe Germaine**.
- Apr. 30: Signed C **Rich Braham** (UFA-Cin.).
- May 2: Signed the following 13 CFAs: WR **James Adkisson** (South Carolina), DT **Ja'Waren Blair** (East Carolina), WR **Chesley Borders** (North Carolina), FS **Milt Bowen** (Miami-Ohio), OT **Garrett DiCarlo** (Williams), OT **Belton Johnson** (Mississippi), OT **Garry Johnson** (Arkansas State), QB **Ryan McCann** (Tennessee-Chattanooga), C **Dustin McQuivey** (Utah), CB **Terrell Roberts** (Oregon State), ILB **Rodney Thomas** (Clemson), CB **Maurice Tucker** (South Florida) and WR **Adam Ziesel** (Missouri Western); Waived FS **Milt Bowen** (failed physical).

May 3: Signed QB **Tommy Jones** (CFA-Indiana); Waived QB **Ryan McCann**.
 May 5: Waived OT **Garrett DiCarlo**; Waived OT **Reggie Coleman**.
 May 14: Signed DE **Duane Clemons** (FA).
 May 27: Terminated the contracts of OLB **Canute Curtis**, C **Brock Gutierrez** and DE **Eric Ogbogu**; Waived FB **Mike Green**.
 May 31: Signed QB **Shane Matthews** (FA).
 June 2: Terminated contract of QB **Akili Smith**.
 June 4: Signed OT **Scott Kooistra** (D7a).

June 5: Signed DT **Langston Moore** (D6).
 June 9: Waived CB **Ligarius Jennings**.
 June 11: Acquired FS **Rogers Beckett** on waivers from San Diego; Signed SS **Deloise Moore** (CFA-Troy State); Waived FS **Stephon Kelly**.
 June 25: Waived CB **Tierre Sams**.

*NOTE: Signed a new contract before finishing the final season of existing contract.

IN 2002, THE BENGALS WERE...

- | | |
|---|---|
| 1-7 at home | 2-4 when opponent rushes for less than 100 net yards |
| 1-7 on the road | 1-2 with plus turnover differential |
| 0-5 when scoring first | 0-3 with even turnover differential |
| 2-9 when opponent scores first | 1-9 with minus turnover differential |
| 0-0 in games decided by 3 pts or fewer | 1-3 when passing for 250 net yards |
| 1-4 in games decided by 7 pts or fewer | 0-2 when opponent passes for 250 net yards |
| 1-3 when leading at halftime | 2-7 when scoring 20 points or more |
| 0-0 when tied at halftime | 0-14 when opponent scores 20 points or more |
| 1-11 when trailing at halftime | 1-12 when game is outdoors (open-air/open retractable roof) |
| 1-1 when leading after three quarters | 1-2 when game is inside (dome/closed retractable roof) |
| 0-0 when tied after three quarters | 2-11 on natural grass |
| 1-13 when trailing after three quarters | 0-3 on artificial turf |
| 2-5 when rushing for 100 net yards | 0-7 with fewer penalty yards |

FINAL 2002 NFL STANDINGS

AFC EAST DIVISION						
	W	L	T	PCT	PF	PA
New York Jets	9	7	0	.563	359	336
New England	9	7	0	.563	381	346
Miami	9	7	0	.563	378	301
Buffalo	8	8	0	.500	379	397

AFC NORTH DIVISION						
	W	L	T	PCT	PF	PA
Pittsburgh	10	5	1	.656	390	345
Cleveland*	9	7	0	.563	344	320
Baltimore	7	9	0	.438	316	354
Cincinnati	2	14	0	.125	279	456

AFC SOUTH DIVISION						
	W	L	T	PCT	PF	PA
Tennessee	11	5	0	.688	367	324
Indianapolis*	10	6	0	.625	349	313
Jacksonville	6	10	0	.375	328	315
Houston	4	12	0	.250	213	356

AFC WEST DIVISION						
	W	L	T	PCT	PF	PA
Oakland	11	5	0	.688	450	304
Denver	9	7	0	.563	392	344
San Diego	8	8	0	.500	333	367
Kansas City	8	8	0	.500	467	399

NFC EAST DIVISION						
	W	L	T	PCT	PF	PA
Philadelphia	12	4	0	.750	415	241
New York Giants*	10	6	0	.625	320	279
Washington	7	9	0	.438	307	365
Dallas	5	11	0	.313	217	329

NFC NORTH DIVISION						
	W	L	T	PCT	PF	PA
Green Bay	12	4	0	.750	398	328
Minnesota	6	10	0	.375	390	442
Chicago	4	12	0	.250	281	379
Detroit	3	13	0	.188	306	451

NFC SOUTH DIVISION						
	W	L	T	PCT	PF	PA
Tampa Bay	12	4	0	.750	346	196
Atlanta*	9	6	1	.594	402	314
New Orleans	9	7	0	.563	432	388
Carolina	7	9	0	.438	258	302

NFC WEST DIVISION						
	W	L	T	PCT	PF	PA
San Francisco	10	6	0	.625	367	351
St. Louis	7	9	0	.438	316	369
Seattle	7	9	0	.438	355	369
Arizona	5	11	0	.313	262	417

* Wild Card team

POSTSEASON (Home team in CAPS)

AFC WILD CARD PLAYOFFS: NFC WILD CARD PLAYOFFS:

NEW YORK JETS 41, Indianapolis 0
 Atlanta 27, GREEN BAY 7

PITTSBURGH 36, Cleveland 33
 SAN FRANCISCO 39, New York Giants 38

AFC DIVISIONAL PLAYOFFS: NFC DIVISIONAL PLAYOFFS:

TENNESSEE 34, Pittsburgh 31 (OT)
 PHILADELPHIA 20, Atlanta 6

OAKLAND 30, New York Jets 10
 TAMPA BAY 31, San Francisco 6

AFC CHAMPIONSHIP: NFC CHAMPIONSHIP:

OAKLAND 41, Tennessee 24
 Tampa Bay 27, PHILADELPHIA 10

SUPER BOWL XXXVII at Qualcomm Stadium, San Diego, California: Tampa Bay (NFC) 48, Oakland (AFC) 21

AFC-NFC Pro Bowl at Aloha Stadium, Honolulu, Hawaii: AFC 45, NFC 20

BENGALS 2002 PRESEASON STATISTICS

WON 2, LOST 2

Date	W/L	Score	Opponent	Att
Aug. 9	W	24-17	at Buffalo	40,086
Aug. 17	W	22-10	at Indianapolis	40,860
Aug. 24	L	23-31	New Orleans	41,636
Aug. 29	L	14-27	Atlanta	40,530

TEAM STATISTICS		Bengals	Opponents
TOTAL FIRST DOWNS		97	59
Rushing		39	14
Passing		49	35
Penalty		9	10
3rd Down: Made-Att		32-65	16-46
3rd Down Pct.		49.2	34.8
4th Down: Made-Att		4-7	0-3
4th Down Pct.		57.1	0.0
POSSESSION AVG.		33.04	26.57
TOTAL NET YARDS		1604	917
Avg. Per Game		401.0	229.3
Total Plays		307	209
Avg. Per Play		5.2	4.4
NET YARDS RUSHING		648	288
Avg. Per Game		162.0	72.0
Total Rushes		137	83
NET YARDS PASSING		956	629
Avg. Per Game		239.0	157.3
Sacked-Yards Lost		2-14	13-68
Gross Yards		970	697
Att.-Completions		168-91	113-64
Completion Pct.		54.2	56.6
Had Intercepted		8	3
PUNTS-AVERAGE		15-43.3	21-46.1
Net Punting Avg.		28.3	39.1
PENALTIES-YARDS		38-313	31-276
FUMBLES-BALL LOST		6-4	8-1
TOUCHDOWNS		9	10
Rushing		5	3
Passing		4	4
Returns		0	3

Score by Periods	1	2	3	4	Tot	OT
Bengals	17	16	27	23	0	83
Opponents	21	48	13	3	0	85

SCORING	Td	Rc	Ri	K-PAT	FG	S	TP
Rackers	0	0	0	4-4	4-4	0	16
Dorsch	0	0	0	4-4	3-3	0	13
Ru. Johnson	2	2	0	—	—	0	12
Keaton	2	2	0	—	—	0	12
Bennett	1	1	0	—	—	0	6
Brewer	1	0	1	—	—	0	6
Farmer	1	0	1	—	—	0	6
C. Johnson	1	0	1	—	—	0	6
Warrick	1	0	1	—	—	0	6
Bengals	9	5	4	8-8	7-7	0	83
Opponents	10	3	4	3-10	5-5	0	85

Two-point conversions: None. Bengals 0-1; Opponents 0-0.

PASSING	Att	Cmp	Yds	Cmp %	Yds/Att	TD	INT	Sacks-Yds	Rate
A. Smith	78	41	355	52.6	4.55	2	2.6	3 3.8	57.4
Kilna	45	22	268	47.8	5.83	0	0.0	3 6.5	39.0
Frerotte	44	28	347	63.6	7.89	2	4.5	4 4.6	84.2
Bengals	168	91	970	54.2	5.77	4	2.4	8 4.8	59.4
Opponents	113	64	697	56.6	6.17	4	3.5	3 2.7	57.7

RUSHING	No	Yds	Avg	Lg	TD
Ru. Johnson	48	224	4.7	39	2
Keaton	37	178	4.8	32	2
A. Smith	20	124	6.2	19	0
Bennett	14	68	4.9	17	1
Dillon	8	45	5.6	16	0
Kilna	3	6	2.0	7	0
Neal	2	6	3.0	4	0
Frerotte	2	1	0.5	2	0
N. Williams*	1	1	1.0	1	0
Warrick	2	-5	-2.5	-1	0
Bengals	137	648	4.7	39	5
Opponents	83	288	3.5	25	3

RECEIVING	No	Yds	Avg	Lg	TD
C. Johnson	15	148	9.9	23	1
Dugans	13	166	12.8	46	0
Ru. Johnson	11	97	8.8	20	0
Warrick	10	97	9.7	28	1
Houshmandzadeh	8	119	14.9	29	0
Farmer	7	84	12.0	18	1
Bennett	5	49	9.8	19	0
Levy	4	45	11.3	20	0
Schobel	4	33	8.3	10	0
Ivy	4	30	7.5	12	0
Brewer	3	42	14.0	22	1
N. Williams*	2	12	6.0	6	0
Keaton	2	1	0.5	5	0
Slater	1	21	21.0	21	0
Edmonds	1	13	13.0	13	0
Neal	1	13	13.0	13	0
Bengals	91	970	10.7	46	4
Opponents	64	697	10.9	38	4

INTERCEPTIONS	No	Yds	Avg	Lg	TD
Thompson	1	38	38.0	38	0
Hawkins	1	0	0.0	0	0
Burris	1	-1	-1.0	-1	0
Bengals	3	37	12.3	38	0
Opponents	8	198	24.8	94	2

PUNTING	No	Yds	Avg	Net	TB	In20	Lg	B
Harris	15	649	43.3	28.3	1	2	56	0
Bengals	15	649	43.3	28.3	1	2	56	0
Opponents	21	969	46.1	39.1	4	6	65	0

PUNT RETURNS	Ret	FC	Yds	Avg	Lg	TD
Ivy	2	2	12	6.0	11	0
Burris	1	0	17	17.0	17	0
Houshmandzadeh	1	0	22	22.0	22	0
Leverette	1	0	0	0.0	0	0
Warrick	1	2	16	16.0	16	0
Bengals	6	4	67	11.2	22	0
Opponents	10	4	204	20.4	81	1

KICKOFF RETURNS	No	Yds	Avg	Lg	TD
Keaton	14	238	17.0	30	0
Houshmandzadeh	3	83	27.7	33	0
Dugans	1	20	20.0	20	0
Bengals	18	341	18.9	33	0
Opponents	18	358	19.9	31	0

FIELD GOALS	1-19	20-29	30-39	40-49	50+
Rackers	1-1	0-0	1-1	2-2	0-0
Dorsch	0-0	1-1	2-2	0-0	0-0
Bengals	1-1	1-1	3-3	2-2	0-0
Opponents	0-0	2-2	2-2	1-1	0-0

FIELD GOAL ATTEMPTS BY GAME:
 Rackers: (34G) (42G) (18G, 44G) (-).
 Dorsch: (-) (29G, 33G) (36G) (-).
 Team: (34G) (29G, 42G, 33G) (18G, 36G, 44G) (-).
 Opponents: (36G) (22G) (28G) (44G, 34G).

DEFENSE

(Based on press box statistics)

Player	ST	AT	TT	Sks-Yds	Int-Yds	PD	FF	FR-Yds
Ross	10	5	15	0-0	0-0	1	0	0-0
Whittington	8	1	9	2-11	0-0	0	0	0-0
T. Williams	5	4	9	0-0	0-0	0	0	0-0
Kaesviharn	8	0	8	0-0	0-0	3	1	0-0
Steele	8	0	8	3-14	0-0	1	0	0-0
Heath	7	1	8	0-0	0-0	1	0	0-0
Roman	4	4	8	0-0	0-0	0	0	0-0
Hall	6	1	7	0-0	0-0	0	0	0-0
Levels	6	1	7	0-0	0-0	0	0	0-0
Manuel	6	1	7	1-5	0-0	0	0	0-0
Booker	5	2	7	0-0	0-0	0	0	0-0
Spearman	4	3	7	0-0	0-0	0	0	0-0
Curtis	2	5	7	1-9	0-0	1	0	0-0
Burris	5	1	6	0-0	1-1	1	0	0-0
Hawkins	5	1	6	0-0	1-1	1	0	0-0
Ri. Johnson	4	2	6	0-0	0-0	0	1	0-0
Armour	4	1	5	2-13	0-0	0	0	0-0
Gibson	4	1	5	1-6	0-0	0	0	0-0
J. Smith	3	2	5	1-5	0-0	0	0	0-0
Thompson	3	2	5	0-0	1-38	2	0	0-0
Jennings	4	0	4	0-0	0-0	1	0	0-0
Simmons	4	0	4	0-0	0-0	0	0	0-0
Rodriguez	3	1	4	0-0	0-0	0	0	0-0
Wilson	3	0	3	1-3	0-0	0	0	0-0
Ogbogu	2	1	3	0-0	0-0	1	0	0-0
Glover	2	0	2	0-0	0-0	0	0	0-0
Sams	2	0	2	0-0	0-0	1	0	0-0
Spikes	2	0	2	1-2	0-0	0	0	0-0
Bean	1	1	2	0-0	0-0	2	0	0-0
Evans	1	0	1	0-0	0-0	1	0	0-0
Foley	0	0	0	0-0	0-0	1	0	0-0

SPECIAL TEAMS

(Based on press box statistics)

Player	ST	AT	TT	FF	FR-Yds	BP	BFG	BXP
Armour	3	0	3	0	0-0	0	0	0
Jennings	2	1	3	0	0-0	0	0	0
Thompson	2	1	3	0	0-0	0	0	0
Ri. Johnson	2	0	2	0	0-0	0	0	0
Rodriguez	2	0	2	0	0-0	0	0	0
Sams	2	0	2	0	0-0	0	0	0
Edmonds	1	1	2	0	1-0	0	0	0
N. Williams*	1	1	2	0	0-0	0	0	0
Manuel	0	2	2	0	0-0	0	0	0
Dugans	1	0	1	0	0-0	0	0	0
Harris	1	0	1	0	0-0	0	0	0
Ivy	1	0	1	0	0-0	0	0	0
Kaesviharn	1	0	1	0	0-0	0	0	0
Levels	1	0	1	0	0-0	0	0	0
Myles	1	0	1	0	0-0	0	0	0
Rackers	1	0	1	0	0-0	0	0	0
Ross	1	0	1	0	0-0	0	0	0
St. Louis	1	0	1	0	0-0	0	0	0
Szalay	1	0	1	0	0-0	0	0	0
Roman	0	1	1	0	0-0	0	0	0

*Nick Williams legally changed his name to Nicolas Lucney following the 2002 preseason.



TEAM HISTORY



BENGALS ALL-TIME RESULTS

(Regular Season and Postseason)

All-Time Record: 231-312-1

All games on Sunday afternoon unless noted otherwise.

1968

Record: 3-11-0 (5th in AFL West); 2-5 at home, 1-6 on road

Head Coach: Paul Brown

Date	Opponent	W-L	Score	Att.	Stadium/Notes
September 6	at San Diego	L	13-29	33,687	San Diego/Friday night
September 15	Denver	W	24-10	25,049	Nippert
September 22	Buffalo	W	34-23	24,045	Nippert
September 29	San Diego	L	10-31	28,642	Nippert
October 6	at Denver	L	7-10	41,257	Bears
October 13	at Kansas City	L	3-13	47,096	Municipal
October 20	Miami	L	22-24	25,942	Nippert
October 27	at Oakland	L	10-31	37,083	Oakland Coliseum
November 3	Houston	L	17-27	24,012	Nippert
November 10	Kansas City	L	9-16	25,537	Nippert
November 17	at Miami	W	38-21	31,747	Orange Bowl
November 24	Oakland	L	0-34	27,116	Nippert
December 1	at Boston	L	14-33	17,796	Fenway Park
December 8	at New York Jets	L	14-27	61,111	Shea
(Bye December 15)			215-329	Total home att.: 180,343	

1969

Record: 4-9-1 (5th in AFL West); 4-3 at home; 0-6-1 on road

Head Coach: Paul Brown

Date	Opponent	W-L	Score	Att.	Stadium/Notes
September 14	Miami	W	27-21	25,335	Nippert
September 21	San Diego	W	34-20	26,243	Nippert
September 28	Kansas City	W	24-19	27,812	Nippert
October 4	at San Diego	L	14-21	52,748	San Diego/Saturday night
October 12	New York Jets	L	7-21	27,927	Nippert
October 19	Denver	L	23-30	27,920	Nippert
October 26	at Kansas City	L	22-42	50,934	Municipal
November 2	Oakland	W	31-17	27,927	Nippert
November 9	at Houston	T	31-31	45,298	Astrodome
November 16	Boston	L	14-25	25,913	Nippert
November 23	at New York Jets	L	7-40	62,128	Shea
November 30	at Buffalo	L	13-16	35,122	War Memorial
December 7	at Oakland	L	17-37	54,427	Oakland Coliseum
December 14	at Denver	L	16-27	42,198	Mile High
			280-367	Total home att.: 189,077	

1970

Record: 8-6-0 (1st in AFC Central); 5-2 at home; 3-4 on road

Head Coach: Paul Brown

Date	Opponent	W-L	Score	Att.	Stadium/Notes
September 20	Oakland	W	31-21	56,616	Riverfront
September 27	at Detroit	L	3-38	58,202	Tiger
October 4	Houston	L	13-20	55,094	Riverfront
October 11	at Cleveland	L	27-30	83,520	Cleveland
October 18	Kansas City	L	19-27	57,265	Riverfront
October 25	at Washington	L	0-20	50,415	RFK
November 2	at Pittsburgh	L	10-21	38,968	Three Rivers/Monday night
November 8	at Buffalo	W	43-14	43,587	War Memorial
November 15	Cleveland	W	14-10	60,007	Riverfront
November 22	Pittsburgh	W	34-7	59,276	Riverfront
November 29	New Orleans	W	26-6	59,342	Riverfront
December 6	at San Diego	W	17-14	41,461	San Diego
December 13	at Houston	W	30-20	34,435	Astrodome
December 20	Boston	W	45-7	60,157	Riverfront
			312-255	Total home att.: 407,757	

AFC DIVISIONAL PLAYOFFS

December 26	at Baltimore	L	0-17	51,127	Memorial/Saturday afternoon
-------------	--------------	---	------	--------	-----------------------------

A RARE RUNNER

The only Bengals quarterback ever to rush for 100 yards in a game was **Virgil Carter**, who gained 110 on nine carries against Cleveland on Nov. 15, 1970.

The game was the first Bengals-Browns match in Riverfront Stadium (later renamed Cinergy Field), and marked Cincinnati's first victory (14-10) over its Ohio rival.

1971

Record: 4-10-0 (4th in AFC Central); 3-4 at home; 1-6 on road

Head Coach: Paul Brown

Date	Opponent	W-L	Score	Att.	Stadium/Notes
September 19	Philadelphia	W	37-14	55,880	Riverfront
September 26	at Pittsburgh	L	10-21	48,448	Three Rivers
October 3	at Green Bay	L	17-20	56,263	Lambeau Field
October 10	Miami	L	13-23	60,099	Riverfront
October 17	Cleveland	L	24-27	60,284	Riverfront
October 24	at Oakland	L	27-31	54,699	Oakland Coliseum
October 31	at Houston	L	6-10	37,947	Astrodome
November 7	Atlanta	L	6-9	59,604	Riverfront
November 14	at Denver	W	24-10	51,200	Mile High
November 21	Houston	W	28-13	59,390	Riverfront
November 28	San Diego	W	31-0	59,580	Riverfront
December 5	at Cleveland	L	27-31	82,705	Cleveland
December 12	Pittsburgh	L	13-21	60,022	Riverfront
December 19	at New York Jets	L	21-35	63,151	Shea
			284-265	Total home att.: 414,859	

1972

Record: 8-6-0 (3rd in AFC Central); 4-3 at home; 4-3 on road

Head Coach: Paul Brown

Date	Opponent	W-L	Score	Att.	Stadium/Notes
September 17	at New England	W	31-7	60,999	Schafer
September 24	Pittsburgh	W	15-10	54,292	Riverfront
October 1	at Cleveland	L	6-27	81,564	Cleveland
October 8	Denver	W	21-10	55,812	Riverfront
October 15	at Kansas City	W	23-16	79,068	Arrowhead
October 22	at Los Angeles Rams	L	12-15	73,385	Los Angeles Coliseum
October 29	Houston	W	30-7	59,409	Riverfront
November 5	at Pittsburgh	L	17-40	50,350	Three Rivers
November 12	Oakland	L	14-20	59,485	Riverfront
November 19	Baltimore	L	19-20	49,512	Riverfront
November 26	at Chicago	W	13-3	55,701	Soldier Field
December 3	New York Giants	W	13-10	59,523	Riverfront
December 9	Cleveland	L	24-27	59,524	Riverfront/Saturday afternoon
December 17	at Houston	W	61-17	32,482	Astrodome
			299-229	Total home att.: 397,557	

1973

Record: 10-4-0 (1st in AFC Central); 7-0 at home; 3-4 on road

Head Coach: Paul Brown

Date	Opponent	W-L	Score	Att.	Stadium/Notes
September 16	at Denver	L	10-28	49,059	Mile High
September 23	Houston	W	24-10	51,823	Riverfront
September 30	at San Diego	W	20-13	46,733	San Diego
October 7	at Cleveland	L	10-17	70,805	Cleveland
October 14	Pittsburgh	W	19-7	55,819	Riverfront
October 21	Kansas City	W	14-6	56,397	Riverfront
October 28	at Pittsburgh	L	13-20	45,761	Three Rivers
November 4	at Dallas	L	10-38	54,944	Texas
November 11	at Buffalo	W	16-13	76,927	Rich
November 18	New York Jets	W	20-14	55,745	Riverfront
November 25	St. Louis	W	42-24	50,918	Riverfront
December 2	Minnesota	W	27-0	57,859	Riverfront
December 9	Cleveland	W	34-17	58,266	Riverfront
December 16	at Houston	W	27-24	21,955	Astrodome
			286-231	Total home att.: 386,827	

AFC DIVISIONAL PLAYOFFS

December 23	at Miami	L	16-34	74,651	Orange Bowl
-------------	----------	---	-------	--------	-------------

1974

Record: 7-7-0 (3rd in AFC Central); 4-3 at home; 3-4 on road

Head Coach: Paul Brown

Date	Opponent	W-L	Score	Att.	Stadium/Notes
September 15	Cleveland	W	33-7	53,113	Riverfront
September 22	San Diego	L	17-20	51,178	Riverfront
September 29	at San Francisco	W	21-3	49,895	Candlestick Park
October 6	Washington	W	28-17	56,175	Riverfront
October 13	at Cleveland	W	34-24	70,897	Cleveland
October 20	at Oakland	L	27-30	51,821	Oakland Coliseum
October 27	Houston	L	21-34	55,434	Riverfront
November 3	at Baltimore	W	24-14	36,110	Memorial
November 10	Pittsburgh	W	17-10	57,532	Riverfront
November 17	at Houston	L	3-20	44,054	Astrodome
November 24	Kansas City	W	33-6	49,777	Riverfront
December 2	at Miami	L	3-24	71,962	Orange Bowl/Monday night
December 8	Detroit	L	19-23	45,159	Riverfront
December 14	at Pittsburgh	L	3-27	42,878	Three Rivers/Saturday afternoon
			263-259	Total home att.: 368,368	

(All-Time Results, continued)

1975**Record: 11-3-0 (2nd in AFC Central/Wild Card qualifier);** 6-1 at home; 5-2 on road**Head Coach:** Paul Brown

Date	Opponent	W-L	Score	Att.	Stadium/Notes
September 21	Cleveland	W	24-17	52,874	Riverfront
September 28	at New Orleans	W	21-0	52,531	Louisiana Superdome
October 5	at Houston	W	21-19	45,321	Astrodome
October 12	New England	W	27-10	51,220	Riverfront
October 19	Oakland	W	14-10	48,122	Riverfront
October 26	at Atlanta	W	21-14	45,811	Atlanta-Fulton County
November 2	Pittsburgh	L	24-30	58,418	Riverfront
November 9	at Denver	W	17-16	49,919	Mile High
November 17	Buffalo	W	33-24	56,666	Riverfront/Monday night
November 23	at Cleveland	L	23-35	56,427	Cleveland
November 30	Houston	W	23-19	46,128	Riverfront
December 7	at Philadelphia	W	31-0	56,984	Veterans
December 13	at Pittsburgh	L	14-35	48,889	Three Rivers/Saturday afternoon
December 21	San Diego	W	47-17	46,474	Riverfront
			340-246	Total home att.: 359,902	

AFC DIVISIONAL PLAYOFFS

December 28	at Oakland	L	28-31	53,030	Oakland Coliseum
-------------	------------	---	-------	--------	------------------

1976**Record: 10-4-0 (2nd in AFC Central);** 6-1 at home; 4-3 on road**Head Coach:** Bill Johnson

Date	Opponent	W-L	Score	Att.	Stadium/Notes
September 12	Denver	W	17-7	53,464	Riverfront
September 19	at Baltimore	L	27-28	50,374	Memorial
September 26	Green Bay	W	28-7	44,103	Riverfront
October 3	at Cleveland	W	45-24	75,817	Cleveland
October 10	Tampa Bay	W	21-0	49,700	Riverfront
October 17	at Pittsburgh	L	6-23	48,311	Three Rivers
October 24	at Houston	W	27-7	45,499	Astrodome
October 31	Cleveland	W	21-6	54,776	Riverfront
November 8	Los Angeles Rams	W	20-12	52,480	Riverfront/Monday night
November 14	Houston	W	31-27	53,243	Riverfront
November 21	at Kansas City	W	27-24	46,259	Arrowhead
November 28	Pittsburgh	L	3-7	55,142	Riverfront
December 6	at Oakland	L	20-35	52,430	Oakland Coliseum/Monday night
December 12	at New York Jets	W	42-3	31,067	Shea
			335-210	Total home att.: 362,908	

1977**Record: 8-6-0 (2nd in AFC Central);** 5-2 at home; 3-4 on road**Head Coach:** Bill Johnson

Date	Opponent	W-L	Score	Att.	Stadium/Notes
September 18	Cleveland	L	3-13	52,847	Riverfront
September 25	Seattle	W	42-20	45,579	Riverfront
October 2	at San Diego	W	3-24	40,352	San Diego
October 9	at Green Bay	W	17-7	53,653	Millwaukee County
October 17	at Pittsburgh	L	14-20	47,950	Three Rivers/Monday night
October 23	Denver	L	13-24	54,395	Riverfront
October 30	Houston	W	13-10*	53,194	Riverfront/*OT
November 6	at Cleveland	W	10-7	81,932	Cleveland
November 13	at Minnesota	L	10-42	45,371	Metropolitan
November 20	Miami	W	23-17	46,733	Riverfront
November 27	New York Giants	W	30-13	32,705	Riverfront
December 4	at Kansas City	W	27-7	38,488	Arrowhead
December 10	Pittsburgh	W	17-10	36,133	Riverfront/Saturday afternoon
December 18	at Houston	L	16-21	46,212	Astrodome
			238-235	Total home att.: 321,586	

1978**Record: 4-12-0 (4th in AFC Central);** 3-5 at home; 1-7 on road**Head Coaches:** Bill Johnson (0-5), Homer Rice (4-7)

Date	Opponent	W-L	Score	Att.	Stadium/Notes
September 3	Kansas City	L	23-24	41,810	Riverfront
September 10	at Cleveland	L	10-13*	72,691	Cleveland/*OT
September 17	Pittsburgh	L	3-28	50,260	Riverfront
September 24	New Orleans	L	18-20	40,455	Riverfront
October 1	at San Francisco	L	12-28	41,107	Candlestick Park
October 9	at Miami	L	0-21	54,729	Orange Bowl/Monday night
October 15	New England	L	3-10	48,699	Riverfront
October 22	at Buffalo	L	0-5	47,754	Rich
October 29	Houston	W	28-13	50,532	Riverfront
November 5	at San Diego	L	13-22	43,639	San Diego
November 13	Oakland	L	21-34	51,374	Riverfront/Monday night
November 19	at Pittsburgh	L	6-7	47,578	Three Rivers
November 26	at Houston	L	10-17	43,245	Astrodome
December 3	Atlanta	W	37-7	25,336	Riverfront
December 11	at Los Angeles Rams	W	20-19	47,471	L.A. Coliseum/Monday night
December 17	Cleveland	W	48-16	46,985	Riverfront
			252-284	Total home att.: 355,451	

1979

Record: 4-12-0 (4th in AFC Central); 4-4 at home; 0-8 on road**Head Coach:** Horner Rice

Date	Opponent	W-L	Score	Att.	Stadium/Notes
September 2	at Denver	L	0-10	74,788	Mile High
September 9	at Buffalo	L	24-51	43,504	Rich
September 16	New England	L	14-20	41,805	Riverfront
September 23	Houston	L	27-30*	45,615	Riverfront/*OT
September 30	at Dallas	L	13-38	63,179	Texas
October 7	Kansas City	L	7-10	40,041	Riverfront
October 14	Pittsburgh	W	34-10	52,381	Riverfront
October 21	at Cleveland	L	27-28	75,119	Cleveland
October 28	Philadelphia	W	37-13	42,036	Riverfront
November 4	at Baltimore	L	28-38	37,740	Memorial
November 11	San Diego	L	24-26	40,782	Riverfront
November 18	at Houston	L	21-42	49,829	Astrodome
November 25	St. Louis	W	34-28	25,103	Riverfront
December 2	at Pittsburgh	L	17-37	46,521	Three Rivers
December 9	at Washington	L	14-28	52,882	RFK
December 16	Cleveland	W	16-12	42,183	Riverfront
			337-421	Total home att.: 329,946	

1980

Record: 6-10-0 (4th in AFC Central); 3-5 at home; 3-5 on road**Head Coach:** Forrest Gregg

Date	Opponent	W-L	Score	Att.	Stadium/Notes
September 7	Tampa Bay	L	12-17	43,211	Riverfront
September 14	at Miami	L	16-17	38,322	Orange Bowl
September 21	Pittsburgh	W	30-28	52,490	Riverfront
September 28	Houston	L	10-13	50,413	Riverfront
October 5	at Green Bay	L	9-14	55,006	Lambeau Field
October 12	at Pittsburgh	W	17-16	53,668	Three Rivers
October 19	Minnesota	W	14-0	44,487	Riverfront
October 26	at Houston	L	3-23	49,189	Astrodome
November 2	San Diego	L	14-31	46,406	Riverfront
November 9	at Oakland	L	17-28	44,132	Oakland Coliseum
November 16	Buffalo	L	0-14	40,836	Riverfront
November 23	at Cleveland	L	7-31	79,253	Cleveland
November 30	at Kansas City	W	20-6	41,594	Arrowhead
December 7	Baltimore	W	34-33	35,651	Riverfront
December 14	at Chicago	W	17-14*	48,808	Soldier Field/*OT
December 21	Cleveland	L	24-27	50,058	Riverfront
			244-312	Total home att.: 363,552	

1981

Record: 12-4-0 (1st in AFC Central); 6-2 at home; 6-2 on road**Head Coach:** Forrest Gregg

Date	Opponent	W-L	Score	Att.	Stadium/Notes
September 6	Seattle	W	27-21	41,177	Riverfront
September 13	at New York Jets	W	31-30	49,454	Shea
September 20	Cleveland	L	17-20	52,170	Riverfront
September 27	Buffalo	W	27-24*	46,418	Riverfront/*OT
October 4	at Houston	L	10-17	44,350	Astrodome
October 11	at Baltimore	W	41-19	33,060	Memorial
October 18	Pittsburgh	W	34-7	57,090	Riverfront
October 25	at New Orleans	L	7-17	46,336	Louisiana Superdome
November 1	Houston	W	34-21	54,736	Riverfront
November 8	at San Diego	W	40-17	51,259	San Diego Jack Murphy
November 15	Los Angeles Rams	W	24-10	56,836	Riverfront
November 22	Denver	W	38-21	57,207	Riverfront
November 29	at Cleveland	W	41-21	75,186	Cleveland
December 6	San Francisco	L	3-21	56,796	Riverfront
December 13	at Pittsburgh	W	17-10	50,623	Three Rivers
December 20	at Atlanta	W	30-28	35,972	Atlanta-Fulton County
			421-304	Total home att.: 422,430	

AFC DIVISIONAL PLAYOFF

January 3	Buffalo	W	28-21	55,420	Riverfront
-----------	---------	---	-------	--------	------------

AFC CHAMPIONSHIP

January 10	San Diego	W	27-7	46,302	Riverfront/-59° wind chill
------------	-----------	---	------	--------	----------------------------

SUPER BOWL XVI IN PONTIAC, MICHIGAN

January 24	San Francisco	L	21-26	81,270	Pontiac Silverdome
------------	---------------	---	-------	--------	--------------------

TOPS ON THE ROAD

The Bengals' best-ever road record came in their AFC Championship season of 1981, when they went 6-2. Cincinnati won its last four away from home after splitting the first four.

(All-Time Results, continued)

1982

Record: 7-2-0 (3rd in AFC); 4-0 at home; 3-2 on road

Head Coach: Forrest Gregg

Date	Opponent	W-L	Score	Alt.	Stadium/Notes
September 12	Houston	W	27-6	52,268	Riverfront
September 19	at Pittsburgh	L	20-26*	53,973	Three Rivers/*OT
— PLAYERS STRIKE BEGINS, SEPTEMBER 20 —					
September 27	at Cleveland#				#Game canceled/Monday night
October 3	Miami#				#Game canceled
October 10	at New England#				#Game canceled
October 17	at New York Giants#				#Game canceled
October 24	Dallas#				#Game canceled
October 31	Pittsburgh#				#Game canceled
November 7	Washington#				#Game canceled
November 14	at Houston#				#Game canceled
— PLAYERS STRIKE ENDS AT 57 DAYS, NOVEMBER 17 —					
November 21	at Philadelphia	W	18-14	65,172	Veterans
November 28	Los Angeles Raiders	W	31-17	53,330	Riverfront
December 5	at Baltimore	W	20-17	23,598	Memorial
December 12	Cleveland	W	23-10	54,305	Riverfront
December 20	at San Diego	L	34-50	51,296	San Diego Jack Murphy/Monday night
December 28	Seattle	W	24-10	55,330	Riverfront
January 2	at Houston	W	35-27	26,522	Astrodome/rescheduled from Nov. 14
			232-177	Total home att.: 215,233	

FIRST-ROUND SUPER BOWL TOURNAMENT

January 9	New York Jets	L	17-44	57,560	Riverfront
-----------	---------------	---	-------	--------	------------

1983

Record: 7-9-0 (3rd in AFC Central); 4-4 at home; 3-5 on road

Head Coach: Forrest Gregg

Date	Opponent	W-L	Score	Alt.	Stadium/Notes
September 4	Los Angeles Raiders	L	10-20	50,956	Riverfront
September 11	Buffalo	L	6-10	46,839	Riverfront
September 15	at Cleveland	L	7-17	79,700	Cleveland/Thursday night
September 25	at Tampa Bay	W	23-17	56,023	Tampa
October 2	Baltimore	L	31-34	48,104	Riverfront
October 10	Pittsburgh	L	14-24	56,086	Riverfront/Monday night
October 16	at Denver	L	17-24	74,305	Mile High
October 23	Cleveland	W	28-21	50,047	Riverfront
October 30	Green Bay	W	34-14	53,349	Riverfront
November 6	at Houston	W	55-14	39,708	Astrodome
November 13	at Kansas City	L	15-20	44,711	Arrowhead
November 20	Houston	W	38-10	46,375	Riverfront
November 28	at Miami	L	14-38	74,506	Orange Bowl/Monday night
December 4	at Pittsburgh	W	23-10	55,832	Three Rivers
December 11	Detroit	W	17-9	45,728	Riverfront
December 17	at Minnesota	L	14-20	51,565	Metrodome/Saturday afternoon
			346-302	Total home att.: 397,484	

1984

Record: 8-8-0 (2nd in AFC Central); 5-3 at home; 3-5 on road

Head Coach: Sam Wyche

Date	Opponent	W-L	Score	Alt.	Stadium/Notes
September 2	at Denver	L	17-20	74,178	Mile High
September 9	Kansas City	L	22-27	47,111	Riverfront
September 16	at New York Jets	L	23-43	64,193	Giants
September 23	Los Angeles Rams	L	14-24	45,406	Riverfront
October 1	at Pittsburgh	L	17-38	57,098	Three Rivers/Monday night
October 7	Houston	W	13-3	43,637	Riverfront
October 14	at New England	L	14-20	48,154	Sullivan
October 21	Cleveland	W	12-9	50,667	Riverfront
October 28	at Houston	W	31-13	34,010	Astrodome
November 4	at San Francisco	L	17-23	58,324	Candlestick Park
November 11	Pittsburgh	W	22-20	52,497	Riverfront
November 18	Seattle	L	6-26	50,280	Riverfront
November 25	Atlanta	W	35-14	44,678	Riverfront
December 2	at Cleveland	W	20-17*	51,774	Cleveland/*OT
December 9	at New Orleans	W	24-21	40,855	Louisiana Superdome
December 16	Buffalo	W	52-21	55,771	Riverfront
			339-339	Total home att.: 390,047	

LONG DISTANCE LEADERS

Chris Bahr and **Doug Pelfrey** are the only Bengals kickers to convert two field goals of 50 or more yards in the same game.

Bahr booted field goals of 55 and 52 yards vs. Houston on September 23, 1979. Pelfrey connected from 53 and 50 yards at Houston on October 24, 1993.

1985

Record: 7-9-0 (2nd in AFC Central); 5-3 at home; 2-6 on road

Head Coach: Sam Wyche

Date	Opponent	W-L	Score	Att.	Stadium/Notes
September 8	Seattle	L	24-28	51,625	Riverfront
September 15	at St. Louis	L	27-41	46,321	Busch
September 22	San Diego	L	41-44	52,270	Riverfront
September 30	at Pittsburgh	W	37-24	59,541	Three Rivers/Monday night
October 6	New York Jets	L	20-29	51,785	Riverfront
October 13	New York Giants	W	35-30	53,112	Riverfront
October 20	at Houston	L	27-44	35,590	Astrodome
October 27	Pittsburgh	W	26-21	55,421	Riverfront
November 3	at Buffalo	W	23-17	25,640	Rich
November 10	Cleveland	W	27-10	57,293	Riverfront
November 17	at Los Angeles Raiders	L	6-13	52,501	Los Angeles Coliseum
November 24	at Cleveland	L	6-24	74,439	Cleveland
December 1	Houston	W	45-27	46,140	Riverfront
December 8	Dallas	W	50-24	56,936	Riverfront
December 15	at Washington	L	24-27	50,544	RFK
December 22	at New England	L	23-34	57,953	Sullivan
			441-437	Total home att.: 424,582	

1986

Record: 10-6-0 (2nd in AFC Central); 6-2 at home; 4-4 on road

Head Coach: Sam Wyche

Date	Opponent	W-L	Score	Att.	Stadium/Notes
September 7	at Kansas City	L	14-24	43,430	Arrowhead
September 14	Buffalo	W	36-33*	52,714	Riverfront/*OT
September 18	at Cleveland	W	30-13	78,779	Cleveland/Thursday night
September 28	Chicago	L	7-44	55,146	Riverfront
October 5	at Green Bay	W	34-28	51,230	Milwaukee County
October 13	Pittsburgh	W	24-22	54,283	Riverfront/Monday night
October 19	Houston	W	31-28	53,844	Riverfront
October 26	at Pittsburgh	L	9-30	60,815	Three Rivers
November 2	at Detroit	W	24-17	52,423	Pontiac Silverdome
November 9	at Houston	L	28-32	32,130	Astrodome
November 16	Seattle	W	34-7	54,410	Riverfront
November 23	Minnesota	W	24-20	53,003	Riverfront
November 30	at Denver	L	28-34	58,705	Mile High
December 7	at New England	W	31-7	60,633	Sullivan
December 14	Cleveland	L	3-34	58,062	Riverfront
December 21	New York Jets	W	52-21	51,619	Riverfront
			409-394	Total home att.: 433,081	

1987

Record: 4-11-0 (4th in AFC Central); 1-7 at home; 3-4 on road

Head Coach: Sam Wyche

Date	Opponent	W-L	Score	Att.	Stadium/Notes
September 13	at Indianapolis	W	23-21	59,387	Hoosier Dome
September 20	San Francisco	L	26-27	53,498	Riverfront
— PLAYERS STRIKE BEGINS, SEPTEMBER 22 —					
September 27	at Los Angeles Rams*				#Game canceled/players strike
October 4	at San Diego**	L	9-10	18,074	Riverfront/**Strike replacement game
October 11	at Seattle**	W	17-10	31,739	Kingdome/**Strike replacement game
— PLAYERS STRIKE ENDS AT 24 DAYS, OCTOBER 15 —					
October 18	Cleveland**	L	0-34	40,179	Riverfront/**Strike replacement game
October 25	at Pittsburgh	L	20-23	53,692	Three Rivers
November 1	Houston	L	29-31	52,700	Riverfront
November 8	Miami	L	14-20	53,840	Riverfront
November 15	at Atlanta	W	16-10	25,758	Atlanta-Fulton County
November 22	Pittsburgh	L	16-30	59,910	Riverfront
November 29	at New York Jets	L	20-27	41,135	Giants
December 6	Kansas City	W	30-27*	46,489	Riverfront/*OT
December 13	at Cleveland	L	24-38	77,331	Cleveland
December 20	New Orleans	L	24-41	43,424	Riverfront
December 27	at Houston	L	17-21	49,775	Astrodome
			285-370	Total home att.: 376,249	

NO TDs; NO PROBLEM

Three times in their history, the Bengals have won without scoring a touchdown:

- On Sept. 24, 1972, K **Horst Muhlmann's** five field goals (41, 32, 20, 32, 34) fueled a 15-10 victory over Pittsburgh at Riverfront Stadium (later renamed Cinergy Field).

- On Oct. 21, 1984, K **Jim Breech** kicked four field goals (24, 23, 25, 33) for all the Bengals' points in a 12-9 victory over Cleveland at Riverfront.

- On Nov. 6, 1994, the Bengals won on the road without a TD for the only time in team history. Cincinnati used K **Doug Pelfrey's** club-record six field goals (36, 44, 36, 47, 28, 26) plus a safety by LB-DE **Alfred Williams** to post a 20-17 overtime victory at Seattle.

1988

Record: 12-4-0 (1st in AFC Central); 8-0 at home; 4-4 on road**Head Coach: Sam Wyche**

Date	Opponent	W-L	Score	Att.	Stadium/Notes
September 4	Phoenix	W	21-14	50,404	Riverfront
September 11	at Philadelphia	W	28-24	66,459	Veterans
September 18	at Pittsburgh	W	17-12	56,647	Three Rivers
September 25	Cleveland	W	24-17	54,943	Riverfront
October 2	at Los Angeles Raiders	W	45-21	42,594	Los Angeles Coliseum
October 9	New York Jets	W	36-19	57,482	Riverfront
October 16	at New England	L	21-27	59,969	Foxboro
October 23	Houston	W	44-21	54,659	Riverfront
October 30	at Cleveland	L	16-23	79,147	Cleveland
November 6	Pittsburgh	W	42-7	56,403	Riverfront
November 13	at Kansas City	L	28-31	34,614	Arrowhead
November 20	at Dallas	W	38-24	37,865	Texas
November 27	Buffalo	W	35-21	58,672	Riverfront
December 4	San Diego	W	27-10	56,866	Riverfront
December 11	at Houston	L	6-41	50,269	Astrodome
December 17	Washington	W	20-17	52,157	Riverfront/Saturday afternoon/*OT
		448-329	Total home att.: 441,586		

AFC DIVISIONAL PLAYOFF

December 31	Seattle	W	21-13	58,560	Riverfront/Saturday afternoon
-------------	---------	---	-------	--------	-------------------------------

AFC CHAMPIONSHIP

January 8	Buffalo	W	21-10	59,747	Riverfront
-----------	---------	---	-------	--------	------------

SUPER BOWL XXIII IN MIAMI, FLORIDA

January 22	San Francisco	L	16-20	75,129	Joe Robbie
------------	---------------	---	-------	--------	------------

1989

Record: 8-8-0 (4th in AFC Central); 5-3 at home; 3-5 on road**Head Coach: Sam Wyche**

Date	Opponent	W-L	Score	Att.	Stadium/Notes
September 10	at Chicago	L	14-17	64,730	Soldier Field
September 17	Pittsburgh	W	41-10	53,885	Riverfront
September 25	Cleveland	W	21-14	55,996	Riverfront/Monday night
October 1	at Kansas City	W	21-17	61,165	Arrowhead
October 8	at Pittsburgh	W	26-16	52,785	Three Rivers
October 15	Miami	L	13-20	58,184	Riverfront
October 22	Indianapolis	L	12-23	57,642	Riverfront
October 29	Tampa Bay	W	56-23	57,225	Riverfront
November 5	at Los Angeles Raiders	L	7-28	51,080	Los Angeles Coliseum
November 13	at Houston	L	24-26	60,694	Astrodome/Monday night
November 19	Detroit	W	42-7	55,720	Riverfront
November 26	at Buffalo	L	7-24	80,074	Rich
December 3	at Cleveland	W	21-0	76,236	Cleveland
December 10	Seattle	L	17-24	54,744	Riverfront
December 17	Houston	W	61-7	47,510	Riverfront
December 25	at Minnesota	L	21-29	58,829	Metrodome/Monday night
		404-285	Total home att.: 440,906		

1990

Record: 9-7-0 (1st in AFC Central); 5-3 at home; 4-4 on road**Head Coach: Sam Wyche**

Date	Opponent	W-L	Score	Att.	Stadium/Notes
September 9	New York Jets	W	25-20	56,467	Riverfront
September 16	at San Diego	W	21-16	48,098	San Diego Jack Murphy
September 23	New England	W	41-7	56,470	Riverfront
October 1	at Seattle	L	16-31	60,135	Kingdome/Monday night
October 7	at Los Angeles Rams	W	34-31*	62,619	Anaheim/*OT
October 14	at Houston	L	17-48	53,501	Astrodome
October 22	at Cleveland	W	34-13	78,567	Cleveland/Monday night
October 28	at Atlanta	L	17-38	53,214	Atlanta-Fulton County/Sunday night
November 4	New Orleans	L	7-21	60,067	Riverfront
November 18	Pittsburgh	W	27-3	60,064	Riverfront/Sunday night
November 25	Indianapolis	L	20-34	60,051	Riverfront
December 2	at Pittsburgh	W	16-12	58,200	Three Rivers
December 9	San Francisco	L	17-20*	60,084	Riverfront/*OT
December 16	at Los Angeles Raiders	L	7-24	54,132	Los Angeles Coliseum
December 23	Houston	W	40-20	60,044	Riverfront
December 30	Cleveland	W	21-14	60,041	Riverfront
(Bye November 11)		360-352	Total home att.: 473,288		

AFC WILD CARD PLAYOFF

January 6	Houston	W	41-14	60,012	Riverfront
-----------	---------	---	-------	--------	------------

AFC DIVISIONAL PLAYOFF

January 13	at Los Angeles Raiders	L	10-20	92,045	Los Angeles Coliseum
------------	------------------------	---	-------	--------	----------------------

1991

Record: 3-13-0 (4th in AFC Central); 3-5 at home; 0-8 on road

Head Coach: Sam Wyche

Date	Opponent	W-L	Score	Att.	Stadium/Notes
September 1	at Denver	L	14-45	72,855	Mile High
September 8	Houston	L	7-30	56,463	Riverfront/Sunday night
September 15	at Cleveland	L	13-14	78,269	Cleveland
September 22	Washington	L	27-34	52,038	Riverfront
October 6	Seattle	L	7-13	60,010	Riverfront
October 13	at Dallas	L	23-35	63,275	Texas
October 21	at Buffalo	L	16-35	80,131	Rich/Monday night
October 27	at Houston	L	3-35	58,634	Astrodome
November 3	Cleveland	W	23-21	55,077	Riverfront
November 10	Pittsburgh	L	27-33*	55,503	Riverfront/*OT
November 17	at Philadelphia	L	10-17	63,189	Veterans
November 24	Los Angeles Raiders	L	14-38	52,044	Riverfront
December 1	New York Giants	W	27-24	45,063	Riverfront
December 9	at Miami	L	13-37	60,616	Joe Robbie/Monday night
December 15	at Pittsburgh	L	10-17	35,420	Three Rivers
December 22	New England	W	29-7	46,394	Riverfront
(Bye September 29)			263-435	Total home att.: 422,592	

1992

Record: 5-11-0 (4th in AFC Central); 3-5 at home; 2-6 on road

Head Coach: Dave Shula

Date	Opponent	W-L	Score	Att.	Stadium/Notes
September 6	at Seattle	W	21-3	57,350	Kingdome
September 13	Los Angeles Raiders	W	24-21*	54,240	Riverfront/*OT
September 20	at Green Bay	L	23-24	57,272	Lambeau Field
September 27	Minnesota	L	7-42	53,847	Riverfront
October 11	Houston	L	24-38	54,254	Riverfront
October 19	at Pittsburgh	L	0-20	55,411	Three Rivers/Monday night
October 25	at Houston	L	10-26	58,701	Astrodome
November 1	Cleveland	W	30-10	54,765	Riverfront
November 8	at Chicago	W	31-28*	56,120	Soldier Field/*OT/Sunday night
November 15	at New York Jets	L	14-17	60,196	Giants
November 22	Detroit	L	13-19	48,574	Riverfront
November 29	Pittsburgh	L	9-21	54,253	Riverfront
December 6	at Cleveland	L	21-37	68,368	Cleveland
December 13	at San Diego	L	10-27	50,579	San Diego Jack Murphy
December 20	New England	W	20-10	45,355	Riverfront
December 27	Indianapolis	L	17-21	47,837	Riverfront
(Bye October 4)			274-364	Total home att.: 413,125	

1993

Record: 3-13-0 (4th in AFC Central); 3-5 at home; 0-8 on road

Head Coach: Dave Shula

Date	Opponent	W-L	Score	Att.	Stadium/Notes
September 5	at Cleveland	L	14-27	75,508	Cleveland
September 12	Indianapolis	L	6-9	50,299	Riverfront
September 19	at Pittsburgh	L	7-34	53,682	Three Rivers
September 26	Seattle	L	10-19	46,880	Riverfront
October 10	at Kansas City	L	15-17	75,394	Arrowhead
October 17	Cleveland	L	17-28	55,647	Riverfront
October 24	at Houston	L	12-28	50,039	Astrodome
November 7	Pittsburgh	L	16-24	51,202	Riverfront
November 14	Houston	L	3-38	42,347	Riverfront
November 21	at New York Jets	L	12-17	64,264	Giants
November 28	Los Angeles Raiders	W	16-10	43,272	Riverfront
December 5	at San Francisco	L	8-21	60,039	Candlestick Park/Sunday night
December 12	at New England	L	2-7	29,794	Foxboro
December 19	Los Angeles Rams	W	15-3	36,612	Riverfront
December 26	Atlanta	W	21-17	27,014	Riverfront
January 2	at New Orleans	L	13-20	58,036	Louisiana Superdome
(Byes October 3 & October 31)			187-319	Total home att.: 353,273	

PERFECTION AT HOME

The Bengals have gone undefeated (and untied) at home during the regular season three times in team history:

- 8-0 in the Super Bowl season of 1988
- 7-0 in the 1973 playoff season
- 4-0 in the strike-shortened 1982 campaign

1994

Record: 3-13-0 (3rd in AFC Central); 2-6 at home; 1-7 on road**Head Coach:** Dave Shula

Date	Opponent	W-L	Score	Att.	Stadium/Notes
September 4	Cleveland	L	20-28	52,778	Riverfront
September 11	at San Diego	L	10-27	53,217	San Diego Jack Murphy
September 18	New England	L	28-31	46,640	Riverfront
September 25	at Houston	L	13-20	44,253	Astrodome
October 2	Miami	L	7-23	55,056	Riverfront/Sunday night
October 16	at Pittsburgh	L	10-14	55,353	Three Rivers
October 23	at Cleveland	L	13-37	77,588	Cleveland
October 30	Dallas	L	20-23	57,096	Riverfront
November 6	at Seattle	W	20-17*	46,630	Kingdome/*OT
November 13	Houston	W	34-31	54,908	Riverfront
November 20	Indianapolis	L	13-17	55,566	Riverfront
November 27	at Denver	L	13-15	69,714	Mile High
December 4	Pittsburgh	L	15-38	53,401	Riverfront
December 11	at New York Giants	L	20-27	67,530	Giants
December 18	at Arizona	L	7-28	50,110	Sun Devil
December 24	Philadelphia	W	33-30	39,923	Riverfront/Saturday afternoon
(Bye October 9)			276-406	Total home att.: 415,368	

1995

Record: 7-9-0 (2nd in AFC Central); 3-5 at home; 4-4 on road**Head Coach:** Dave Shula

Date	Opponent	W-L	Score	Att.	Stadium/Notes
September 3	at Indianapolis	W	24-21*	42,445	RCA Dome/*OT
September 10	Jacksonville	W	24-17	48,318	Riverfront
September 17	at Seattle	L	21-24	39,492	Kingdome
September 24	Houston	L	28-38	46,332	Riverfront
October 1	Miami	L	23-26	52,671	Riverfront
October 8	at Tampa Bay	L	16-19	41,732	Tampa
October 19	at Pittsburgh	W	27-9	56,684	Three Rivers/Thursday night
October 29	Cleveland	L	26-29*	58,639	Riverfront/*OT
November 5	Oakland	L	17-20	51,265	Riverfront
November 12	at Houston	W	32-25	32,998	Astrodome
November 19	Pittsburgh	L	31-49	54,636	Riverfront
November 26	at Jacksonville	W	17-13	68,249	Jacksonville Municipal
December 3	at Green Bay	L	10-24	60,318	Lambeau Field
December 10	Chicago	W	16-10	38,642	Riverfront
December 17	at Cleveland	L	10-26	55,875	Cleveland
December 24	Minnesota	W	27-24	34,568	Riverfront
(Bye October 15)			349-374	Total home att.: 385,071	

1996

Record: 8-8-0 (3rd in AFC Central); 6-2 at home; 2-6 on road**Head Coaches:** Dave Shula (1-6), Bruce Coslet (7-2)

Date	Opponent	W-L	Score	Att.	Stadium/Notes
September 1	at St. Louis	L	16-26	62,659	Trans World Dome
September 8	at San Diego	L	14-27	55,880	SD Jack Murphy
September 15	New Orleans	W	30-15	45,412	Cinergy Field
September 29	Denver	L	10-14	51,798	Cinergy Field
October 6	Houston	L	27-30*	44,680	Cinergy Field/*OT/Sunday night
October 13	at Pittsburgh	L	10-20	58,875	Three Rivers
October 20	at San Francisco	L	21-28	63,218	3Com Park
October 27	Jacksonville	W	28-21	45,890	Cinergy Field
November 3	at Baltimore	W	24-21	60,743	Memorial
November 10	Pittsburgh	W	34-24	57,265	Cinergy Field
November 17	at Buffalo	L	17-31	75,549	Rich
November 24	Atlanta	W	41-31	44,868	Cinergy Field
December 1	at Jacksonville	L	27-30	57,408	Jacksonville Municipal
December 8	Baltimore	W	21-14	43,022	Cinergy Field
December 15	at Houston	W	21-13	15,131	Astrodome
December 22	Indianapolis	W	31-24	49,389	Cinergy Field
(Bye September 22)			372-369	Total home att.: 382,324	

43 IN A ROW

The Bengals' longest sellout streak of regular and postseason home games is 43 straight games — at Riverfront Stadium/Cinergy Field. The sellout streak began with the opening game against Phoenix in 1988, the season the Bengals won the American Football Conference championship and met the San Francisco 49ers in Super Bowl XXIII. The final game of the streak was the home finale against Indianapolis in 1992.

1997

Record: 7-9-0 (4th in AFC Central); 6-2 at home; 1-7 on road

Head Coach: Bruce Coslet

Date	Opponent	W-L	Score	Att.	Stadium/Notes
August 31	Arizona	W	24-21	53,644	Cinergy Field
September 7	at Baltimore	L	10-23	52,968	Memorial
September 21	at Denver	L	20-38	73,871	Mile High
September 28	New York Jets	L	14-31	57,209	Cinergy Field
October 5	at Jacksonville	L	13-21	67,128	ALLTEL
October 12	at Tennessee	L	7-30	17,071	Liberty Bowl (Memphis)
October 19	Pittsburgh	L	10-26	60,020	Cinergy Field
October 26	at New York Giants	L	27-29	72,584	Giants
November 2	San Diego	W	38-31	53,754	Cinergy Field
November 9	at Indianapolis	W	28-13	58,473	RCA Dome
November 16	at Pittsburgh	L	3-20	55,226	Three Rivers
November 23	Jacksonville	W	31-26	55,158	Cinergy Field
November 30	at Philadelphia	L	42-44	66,623	Veterans
December 4	Tennessee	W	41-14	49,086	Cinergy Field/Thursday night
December 14	Dallas	W	31-24	60,043	Cinergy Field
December 21	Baltimore	W	16-14	50,917	Cinergy Field
(Bye September 14)			355-405	Total home att.: 439,831	

1998

Record: 3-13-0 (5th in AFC Central); 1-7 at home; 2-6 on road

Head Coach: Bruce Coslet

Date	Opponent	W-L	Score	Att.	Stadium/Notes
September 6	Tennessee	L	14-23	55,848	Cinergy Field
September 13	at Detroit	W	34-28*	66,354	Pontiac Silverdome/*OT
September 20	Green Bay	L	6-13	56,346	Cinergy Field
September 27	at Baltimore	L	24-31	68,154	Ravens Stadium at Camden Yards/Sunday night
October 11	Pittsburgh	W	25-20	59,979	Cinergy Field
October 18	at Tennessee	L	14-44	33,288	Vanderbilt
October 25	at Oakland	L	10-27	40,089	Network Associates Coliseum
November 1	Denver	L	26-33	59,974	Cinergy Field
November 8	at Jacksonville	L	11-24	67,040	ALLTEL
November 15	at Minnesota	L	3-24	64,232	Metrodome
November 22	Baltimore	L	13-20	52,571	Cinergy Field
November 29	Jacksonville	L	17-34	55,432	Cinergy Field
December 6	Buffalo	L	20-33	54,359	Cinergy Field
December 13	at Indianapolis	L	26-39	55,179	RCA Dome
December 20	at Pittsburgh	W	25-24	52,017	Three Rivers
December 27	Tampa Bay	L	0-35	49,826	Cinergy Field
(Bye October 4)			268-452	Total home att.: 444,335	

1999

Record: 4-12-0 (5th in AFC Central); 2-6 at home; 2-6 on road

Head Coach: Bruce Coslet

Date	Opponent	W-L	Score	Att.	Stadium/Notes
September 12	at Tennessee	L	35-36	65,272	Adelphia Coliseum
September 19	San Diego	L	7-34	47,660	Cinergy Field
September 26	at Carolina	L	3-27	61,269	Ericsson
October 3	St. Louis	L	10-38	45,481	Cinergy Field
October 10	at Cleveland	W	18-17	73,048	Cleveland Browns
October 17	Pittsburgh	L	3-17	59,669	Cinergy Field
October 24	at Indianapolis	L	10-31	55,996	RCA Dome
October 31	Jacksonville	L	10-41	49,138	Cinergy Field
November 7	at Seattle	L	20-37	66,303	Kingdome
November 14	Tennessee	L	14-24	46,017	Cinergy Field
November 21	Baltimore	L	31-34	43,279	Cinergy Field
November 28	at Pittsburgh	W	27-20	50,907	Three Rivers
December 5	San Francisco	W	44-30	53,463	Cinergy Field
December 12	Cleveland	W	44-28	59,972	Cinergy Field
December 26	at Baltimore	L	0-22	68,036	PSINet
January 2	at Jacksonville	L	7-24	70,532	ALLTEL
(Bye December 19)			283-460	Total home att.: 404,679	

DOUBLE WHAMMY

Twice in Bengals history, two Cincinnati players have broken the 100-yard rushing mark in the same game.

On Oct. 29, 1972, in a 30-7 win vs. Houston, RB **Doug Dressler** gained 110 yards and HB **Essex Johnson** ran for 103 yards.

On Dec. 7, 1986, in a 31-7 victory at New England, HB **James Brooks** rushed for 163 yards and FB **Stanley Wilson** gained 120 yards.

(All-Time Results, continued)

2000

Record: 4-12-0 (5th in AFC Central); 3-5 at home; 1-7 on road

Head Coaches: Bruce Coslet (0-3), Dick LeBeau (4-9)

Date	Opponent	W-L	Score	Att.	Stadium/Notes
September 10	Cleveland	L	7-24	64,006	Paul Brown
September 17	at Jacksonville	L	0-13	45,653	ALLTEL
September 24	at Baltimore	L	0-37	68,481	PSINet
October 1	Miami	L	16-31	61,535	Paul Brown
October 8	Tennessee	L	14-23	63,406	Paul Brown
October 15	at Pittsburgh	L	0-15	54,328	Three Rivers
October 22	Denver	W	31-21	61,603	Paul Brown
October 29	at Cleveland	W	12-3	73,118	Cleveland Browns
November 5	Baltimore	L	7-27	54,759	Paul Brown
November 12	at Dallas	L	6-23	62,170	Texas
November 19	at New England	L	13-16	60,292	Foxboro
November 26	Pittsburgh	L	28-48	63,925	Paul Brown
December 3	Arizona	W	24-13	50,289	Paul Brown
December 10	at Tennessee	L	3-35	68,498	Adelphia Coliseum
December 17	Jacksonville	W	17-14	50,469	Paul Brown
December 24	at Philadelphia	L	7-16	64,902	Veterans
(Bye September 3)			185-359	Total home att.: 469,992	

2001

Record: 6-10-0 (6th in AFC Central); 4-4 at home; 2-6 on road

Head Coach: Dick LeBeau

Date	Opponent	W-L	Score	Att.	Stadium/Notes
September 9	New England	W	23-17	51,521	Paul Brown
September 16	at Tennessee — NFL games not played as result of Sept. 11 terrorist attacks; game rescheduled for Jan. 6				
September 23	Baltimore	W	21-10	51,121	Paul Brown
September 30	at San Diego	L	14-28	56,048	Qualcomm
October 7	at Pittsburgh	L	7-16	62,335	Heinz Field
October 14	Cleveland	W	24-14	64,217	Paul Brown
October 21	Chicago	L	0-24	63,408	Paul Brown
October 28	at Detroit	W	31-27	69,343	Pontiac Silverdome
November 11	at Jacksonville	L	13-30	57,161	ALLTEL
November 18	Tennessee	L	7-20	63,865	Paul Brown
November 25	at Cleveland	L	0-18	72,918	Cleveland Browns
December 2	Tampa Bay	L	13-16*	52,135	Paul Brown/**OT
December 9	Jacksonville	L	10-14	44,920	Paul Brown
December 16	at New York Jets	L	14-15	77,745	Giants
December 23	at Baltimore	L	0-16	68,987	PSINet
December 30	Pittsburgh	W	26-23*	63,751	Paul Brown/**OT
January 6	at Tennessee**	W	23-21	68,798	Adelphia Coliseum/** rescheduled from Sept. 16
(Bye November 4)			226-309	Total home att.:	454,938

2002

Record: 2-14-0 (4th in AFC North); 1-7 at home; 1-7 on road

Head Coach: Dick LeBeau

Date	Opponent	W-L	Score	Att.	Stadium/Notes
September 8	San Diego	L	6-34	53,705	Paul Brown
September 15	at Cleveland	L	7-20	73,358	Cleveland Browns
September 22	at Atlanta	L	3-30	68,129	Georgia Dome/Sunday night
September 29	Tampa Bay	L	7-35	57,234	Paul Brown
October 6	at Indianapolis	L	21-28	56,570	RCA Dome
October 13	Pittsburgh	L	7-34	63,900	Paul Brown
October 27	Tennessee	L	24-30	52,822	Paul Brown
November 3	at Houston	W	38-3	69,827	Reliant
November 10	at Baltimore	L	27-38	69,024	Ravens
November 17	Cleveland	L	20-27	64,060	Paul Brown
November 24	at Pittsburgh	L	21-29	60,473	Heinz Field
December 1	Baltimore	L	23-27	44,878	Paul Brown
December 8	at Carolina	L	31-52	66,799	Ericsson
December 15	Jacksonville	L	15-29	42,092	Paul Brown
December 22	New Orleans	W	20-13	43,544	Paul Brown
December 29	at Buffalo	L	9-27	47,850	Ralph Wilson
(Bye October 20)			279-456	Total home att.: 422,235	

WORST TO FIRST

Four times in their history, the Bengals have finished first in their division after finishing in last place the season before.

The only other NFL franchise to make such a climb more than once (since 1967, when the league split into four divisions) is the Colts, who have done it three times.

The Bengals followed a cellar season with a division title in 1970, '81, '88 and '90.

BENGALS ALL-TIME PRESEASON RESULTS

All-Time Preseason Record: 76-82-2

All games night games unless noted with (D).

1968 (2-3-0)

Date	Opponent	Score	W-L
August 3	Kansas City	14-38	L
August 10	at Denver	13-15	L
August 17	Buffalo	6-10	L
August 25 (D)	Pittsburgh-a	19-3	W
August 30	New York Jets-b	13-9	W
a-at Morgantown, W.Va. b-at Memphis, Tenn.			

1969 (3-2-0)

Date	Opponent	Score	W-L
August 10 (D)	Boston-a	13-21	L
August 16	Kansas City-b	7-23	L
August 23	Miami	28-21	W
August 30	at Pittsburgh	23-13	W
September 6	Denver	13-11	W
a-at Bowling Green, Ohio b-at Jackson, Miss.			

1970 (2-3-1)

Date	Opponent	Score	W-L
August 8	Washington	27-12	W
August 15	at Miami	10-20	L
August 22	at St. Louis	20-41	L
August 29	Cleveland	31-24	W
September 5	at Green Bay-a	10-10	T
September 12	Detroit	14-31	L
a-at Milwaukee			

1971 (5-0-1)

Date	Opponent	Score	W-L
August 7	at Miami	27-10	W
August 14	at Detroit	31-24	W
August 23	Pittsburgh	20-13	W
August 28	St. Louis	22-21	W
September 4	Green Bay	27-24	W
September 11	at Washington	17-17	T

1972 (3-3-0)

Date	Opponent	Score	W-L
August 5	at Green Bay	14-24	L
August 12	Detroit	28-20	W
August 19	Miami	17-35	L
August 28	at Philadelphia	34-20	W
September 3 (D)	Cleveland-a	27-21	W
September 9	Atlanta	14-44	L
a-at Columbus, Ohio			

1973 (4-2-0)

Date	Opponent	Score	W-L
August 4	at Miami	13-14	L
August 11	Philadelphia	45-21	W
August 19 (D)	Cleveland-a	6-24	L
August 24	at Detroit	17-10	W
September 1	Atlanta	31-20	W
September 8	Green Bay	13-10	W
a-at Columbus, Ohio			

1974 (4-2-0)

Date	Opponent	Score	W-L
August 3	Miami	19-13	W
August 10	Philadelphia	35-21	W
August 17	at Atlanta	13-7†	W
August 26	Detroit	27-14	W
September 1 (D)	Cleveland-a	17-21	L
September 6	at Green Bay-b	24-26	L
a-at Columbus, Ohio b-at Milwaukee †Overtime			

1975 (4-3-0)

Date	Opponent	Score	W-L
August 2 (D)	Washington-a	9-17	L
August 9	at Miami	3-7	L
August 15	at Buffalo	38-28	W
August 23	Green Bay	27-10	W
August 28	at Philadelphia	20-30	L
September 6 (D)	at Detroit	22-14	W
September 13	New Orleans	20-0	W
a-Hall of Fame Game at Canton, Ohio			

1976 (4-2-0)

Date	Opponent	Score	W-L
July 31	at Green Bay	23-17	W
August 7	Buffalo	31-10	W
August 14	Detroit	26-14	W
August 22 (D)	at Minnesota	17-23	L
August 28	at New Orleans	10-13	L
September 4	at Tampa Bay	24-13	W

1977 (5-1-0)

Date	Opponent	Score	W-L
August 6	at Green Bay	20-23	L
August 13	Tampa Bay	45-0	W
August 21 (D)	at Detroit	17-13	W
August 27	at St. Louis	33-9	W
September 3	Minnesota	26-7	W
September 10	at Chicago	24-6	W

1978 (2-2-0)

Date	Opponent	Score	W-L
August 5	at Tampa Bay	0-17	L
August 12	Detroit	10-14	L
August 19	Chicago	27-3	W
August 26	at Green Bay-a	17-14	W
a-at Milwaukee			

1979 (2-2-0)

Date	Opponent	Score	W-L
August 4	at Detroit	40-28	W
August 11	Green Bay	20-5	W
August 18	at Chicago	13-17	L
August 25	Tampa Bay	13-24	L

1980 (1-3-0)

Date	Opponent	Score	W-L
August 9	at Denver	6-17	L
August 16	Chicago	21-3	W
August 23	at Tampa Bay	14-20†	L
August 30	Detroit	10-15	L
†Overtime			

1981 (2-2-0)

Date	Opponent	Score	W-L
August 8	at Tampa Bay	24-17	W
August 15	at Detroit	30-20	W
August 22	at Chicago	21-24	L
August 29	Denver	20-24	L

1982 (1-3-0)

Date	Opponent	Score	W-L
August 13	at Kansas City	20-26	L
August 20	at Green Bay-a	27-41	L
August 28	Detroit	23-27	L
September 3	Washington	28-21	W
a-at Milwaukee			

(All-Time Preseason Results, continued)**1983 (0-4-0)**

Date	Opponent	Score	W-L
August 6	Kansas City	7-24	L
August 12	at Washington	23-27	L
August 18	New York Jets	17-20†	L
August 27	at Detroit	7-34	L
†Overtime			

1984 (3-1-0)

Date	Opponent	Score	W-L
August 4	at New York Jets	21-15	W
August 11	at Tampa Bay	13-21	L
August 18	at Chicago	25-17	W
August 24	Detroit	35-14	W

1985 (2-2-0)

Date	Opponent	Score	W-L
August 10	Kansas City	27-35	L
August 17	New York Jets	24-20	W
August 23	at Detroit	17-31	L
August 30	at Indianapolis	31-21	W

1986 (1-3-0)

Date	Opponent	Score	W-L
August 9	at Kansas City	0-20	L
August 16	at New York Jets	17-28	L
August 23	Green Bay	34-12	W
August 29	Detroit	20-30	L

1987 (2-2-0)

Date	Opponent	Score	W-L
August 15	at Tampa Bay	31-30	W
August 22	at Detroit	9-23	L
August 29	at Green Bay	28-20	W
September 4	New Orleans	14-26	L

1988 (4-1-0)

Date	Opponent	Score	W-L
July 30 (D)	Los Angeles Rams-a	14-7	W
August 6	at Kansas City	21-34	L
August 13	at Buffalo	24-13	W
August 20	Detroit	24-7	W
August 26	at New England	27-21	W
a-Hall of Fame Game at Canton, Ohio			

1989 (2-2-0)

Date	Opponent	Score	W-L
August 13	Buffalo	24-20	W
August 19	at Detroit	35-3	W
August 28	at New Orleans	10-27	L
September 1	at Minnesota	10-17	L

1990 (1-3-0)

Date	Opponent	Score	W-L
August 11	at Tampa Bay	17-30	L
August 18	at Atlanta	17-34	L
August 24	at New England	13-10†	W
August 31	Detroit	24-26	L
†Overtime			

1991 (2-2-0)

Date	Opponent	Score	W-L
August 2	at Detroit	20-24	L
August 10	Philadelphia	24-29	L
August 17	Minnesota	27-24†	W
August 24	at Green Bay-a	19-16†	W
†Overtime			
a-at Milwaukee			

1992 (2-2-0)

Date	Opponent	Score	W-L
August 9	at New York Giants	7-13	L
August 15	at Philadelphia	17-27	L
August 22	Indianapolis	20-0	W
August 28	Detroit	34-17	W

1993 (2-2-0)

Date	Opponent	Score	W-L
August 7	New York Giants	16-27	L
August 14	at Indianapolis	24-7	W
August 20	at Detroit	7-30	L
August 27	Philadelphia	23-3	W

1994 (1-3-0)

Date	Opponent	Score	W-L
August 6	at Tampa Bay	16-17	L
August 13	Indianapolis	21-26	L
August 20	at Philadelphia	7-17	L
August 26	Detroit	38-14	W

1995 (1-3-0)

Date	Opponent	Score	W-L
August 4	at Indianapolis	34-21	W
August 11	Tampa Bay	7-31	L
August 17	at Detroit	13-20	L
August 25	New York Jets	24-30	L

1996 (2-2-0)

Date	Opponent	Score	W-L
August 3	Indianapolis	28-25	W
August 10	at Arizona	10-13	L
August 16	at Washington	28-7	W
August 23	Detroit	17-24	L

1997 (2-2-0)

Date	Opponent	Score	W-L
August 1	at Indianapolis	16-20	L
August 8	at Detroit	27-23	W
August 16	Minnesota	37-13	W
August 22	Seattle	28-31	L

1998 (1-3-0)

Date	Opponent	Score	W-L
August 8	at New York Giants	17-24	L
August 17	Indianapolis	27-30	L
August 22	Detroit	33-19	W
August 28	at Atlanta	0-17	L

1999 (0-4-0)

Date	Opponent	Score	W-L
August 14	at Indianapolis	17-20	L
August 20	at Detroit	0-16	L
August 28	Buffalo	3-30	L
September 3	Atlanta	16-28	L

2000 (1-3-0)

Date	Opponent	Score	W-L
August 4	at Buffalo	20-21	L
August 11	at Atlanta	16-31	L
August 19	Chicago	24-20	W
August 25	Detroit	13-21	L

2001 (1-3-0)

Date	Opponent	Score	W-L
August 4	at Chicago	13-16†	L
August 10	at Detroit	27-24	W
August 25	Buffalo	10-20	L
August 30	Indianapolis	17-23	L
†Overtime			

2002 (2-2-0)

Date	Opponent	Score	W-L
August 9	at Buffalo	24-17	W
August 17	at Indianapolis	22-10	W
August 24	New Orleans	23-31	L
August 29	Atlanta	14-27	L

BENGALS ALL-TIME RESULTS BY OPPONENTS

ARIZONA CARDINALS

Bengals Lead Regular
Season Series 5-2-0
(Cardinals franchise
known as Phoenix prior
to 1994 and in St. Louis
prior to 1988)

Year	Site	Result
1973	Cincinnati	W, 42-24
1979	Cincinnati	W, 34-28
1985	St. Louis	L, 27-41
1988	Cincinnati	W, 21-14
1994	Arizona	L, 7-28
1997	Cincinnati	W, 24-21
2000	Cincinnati	W, 24-13

ATLANTA FALCONS

Bengals Lead Regular
Season Series 7-3-0

Year	Site	Result
1971	Cincinnati	L, 6-9
1975	Atlanta	W, 21-14
1978	Cincinnati	W, 37-7
1981	Atlanta	W, 30-28
1984	Cincinnati	W, 35-14
1987	Atlanta	W, 16-10
1990	Atlanta	L, 17-38
1993	Cincinnati	W, 21-17
1996	Cincinnati	W, 41-31
2002	Atlanta	L, 3-30

BALTIMORE RAVENS

Ravens Lead Regular
Season Series 10-4-0

Year	Site	Result
1996	Baltimore	W, 24-21
	Cincinnati	W, 21-14
1997	Baltimore	L, 10-23
	Cincinnati	W, 16-14
1998	Baltimore	L, 24-31
	Cincinnati	L, 13-20
1999	Cincinnati	L, 31-34
	Baltimore	L, 0-22
2000	Baltimore	L, 0-37
	Cincinnati	L, 7-27
2001	Cincinnati	W, 21-10
	Baltimore	L, 0-16
2002	Baltimore	L, 27-38
	Cincinnati	L, 23-27

BUFFALO BILLS

Bills Lead Regular Season
Series 10-9-0;
Bengals Lead Postseason
Series 2-0

Year	Site	Result
1968	Cincinnati	W, 34-23
1969	Buffalo	L, 13-16
1970	Buffalo	W, 43-14
1973	Buffalo	W, 16-13
1975	Cincinnati	W, 33-24
1978	Buffalo	L, 0-5
1979	Buffalo	L, 24-51
1980	Cincinnati	L, 0-14
1981	Cincinnati	W, 27-24 (OT)
	*Cincinnati	W, 28-21

1983	Cincinnati	L, 6-10
1984	Cincinnati	W, 52-21
1985	Buffalo	W, 23-17
1986	Cincinnati	W, 36-33 (OT)
1988	Cincinnati	W, 35-21
	**Cincinnati	W, 21-10
1989	Buffalo	L, 7-24
1991	Buffalo	L, 16-35
1996	Buffalo	L, 17-31
1998	Cincinnati	L, 20-33
2002	Buffalo	L, 9-27

*AFC Divisional Playoff

**AFC Championship

CAROLINA PANTHERS

Panthers Lead Regular
Season Series 2-0-0

Year	Site	Result
1999	Carolina	L, 3-27
2002	Carolina	L, 31-52

CHICAGO BEARS

Bengals Lead Regular
Season Series 4-3-0

Year	Site	Result
1972	Chicago	W, 13-3
1980	Chicago	W, 17-14 (OT)
1986	Cincinnati	L, 7-44
1989	Chicago	L, 14-17
1992	Chicago	W, 31-28 (OT)
1995	Cincinnati	W, 16-10
2001	Cincinnati	L, 0-24

CLEVELAND BROWNS

Browns Lead Regular
Season Series 31-28-0

Year	Site	Result
1970	Cleveland	L, 27-30
	Cincinnati	W, 14-10
1971	Cincinnati	L, 24-27
	Cleveland	L, 27-31
1972	Cleveland	L, 6-27
	Cincinnati	L, 24-27
1973	Cleveland	L, 10-17
	Cincinnati	W, 34-17
1974	Cincinnati	W, 33-7
	Cleveland	W, 34-24
1975	Cincinnati	W, 24-17
	Cleveland	L, 23-35
1976	Cleveland	W, 45-24
	Cincinnati	W, 21-6
1977	Cincinnati	L, 3-13
	Cleveland	W, 10-7
1978	Cleveland	L, 10-13 (OT)
	Cincinnati	W, 48-16
1979	Cleveland	L, 27-28
	Cincinnati	W, 16-12
1980	Cleveland	L, 7-31
	Cincinnati	L, 24-27
1981	Cincinnati	L, 17-20
	Cleveland	W, 41-21
1982	Cincinnati	W, 23-10
1983	Cleveland	L, 7-17
	Cincinnati	W, 28-21
1984	Cincinnati	W, 12-9
	Cleveland	W, 20-17 (OT)
1985	Cincinnati	W, 27-10
	Cleveland	L, 6-24

1986	Cleveland	W, 30-13
	Cincinnati	L, 3-34
1987	Cincinnati	L, 0-34
	Cleveland	L, 24-38
1988	Cincinnati	W, 24-17
	Cleveland	L, 16-23
1989	Cincinnati	W, 21-14
	Cleveland	W, 21-0
1990	Cleveland	W, 34-13
	Cincinnati	W, 21-14
1991	Cleveland	L, 13-14
	Cincinnati	W, 23-21
1992	Cincinnati	W, 30-10
	Cleveland	L, 21-37
1993	Cleveland	L, 14-27
	Cincinnati	L, 17-28
1994	Cincinnati	L, 20-28
	Cleveland	L, 13-37
1995	Cincinnati	L, 26-29 (OT)
	Cleveland	L, 10-26
1999	Cleveland	W, 18-17
	Cincinnati	W, 44-28
2000	Cincinnati	L, 7-24
	Cleveland	W, 12-3
2001	Cincinnati	W, 24-14
	Cleveland	L, 0-18
2002	Cleveland	L, 7-20
	Cincinnati	L, 20-27

DALLAS COWBOYS

Cowboys Lead Regular
Season Series 5-3-0

Year	Site	Result
1973	Dallas	L, 10-38
1979	Dallas	L, 13-38
1985	Cincinnati	W, 50-24
1988	Dallas	W, 38-24
1991	Dallas	L, 23-35
1994	Cincinnati	L, 20-23
1997	Cincinnati	W, 31-24
2000	Dallas	L, 6-23

DENVER BRONCOS

Broncos Lead Regular
Season Series 14-7-0

Year	Site	Result
1968	Cincinnati	W, 24-10
	Denver	L, 7-10
1969	Cincinnati	L, 23-30
	Denver	L, 16-27
1971	Denver	W, 24-10
1972	Cincinnati	W, 21-10
1973	Denver	L, 10-28
1975	Denver	W, 17-16
1976	Cincinnati	W, 17-7
1977	Cincinnati	L, 13-24
1979	Denver	L, 0-10
1981	Cincinnati	W, 38-21
1983	Denver	L, 17-24
1984	Denver	L, 17-20
1986	Denver	L, 28-34
1991	Denver	L, 14-45
1994	Denver	L, 13-15
1996	Cincinnati	L, 10-14
1997	Denver	L, 20-38
1998	Cincinnati	L, 26-33
2000	Cincinnati	W, 31-21

DETROIT LIONS

Bengals Lead Regular
Season Series 5-3-0

Year	Site	Result
1970	Detroit	L, 3-38
1974	Cincinnati	L, 19-23
1983	Cincinnati	W, 17-9
1986	Detroit	W, 24-17
1989	Cincinnati	W, 42-7
1992	Cincinnati	L, 13-19
1998	Detroit	W, 34-28 (OT)
2001	Detroit	W, 31-27

GREEN BAY PACKERS

Packers Lead Regular
Season Series 5-4-0

Year	Site	Result
1971	Green Bay	L, 17-20
1976	Cincinnati	W, 28-7
1977	Milwaukee	W, 17-7
1980	Green Bay	L, 9-14
1983	Cincinnati	W, 34-14
1986	Milwaukee	W, 34-28
1992	Green Bay	L, 23-24
1995	Green Bay	L, 10-24
1998	Cincinnati	L, 6-13

HOUSTON TEXANS

Bengals Lead Regular
Season Series 1-0-0

Year	Site	Result
2002	Houston	W, 38-3

INDIANAPOLIS COLTS

Colts Lead Regular Season
Series 12-8-0;
Colts Lead Postseason
Series 1-0

(Colts franchise in
Baltimore prior to 1984)

Year	Site	Result
1970	*Baltimore	L, 0-17
1972	Cincinnati	L, 19-20
1974	Baltimore	W, 24-14
1976	Baltimore	L, 27-28
1979	Baltimore	L, 28-38
1980	Cincinnati	W, 34-33
1981	Baltimore	W, 41-19
1982	Baltimore	W, 20-17
1983	Cincinnati	L, 31-34
1987	Indianapolis	W, 23-21
1989	Cincinnati	L, 12-23
1990	Cincinnati	L, 20-34
1992	Cincinnati	L, 17-21
1993	Cincinnati	L, 6-9
1994	Cincinnati	L, 13-17
1995	Indianapolis	W, 24-21 (OT)
1996	Cincinnati	W, 31-24
1997	Indianapolis	W, 28-13
1998	Indianapolis	L, 26-39
1999	Indianapolis	L, 10-31
2002	Indianapolis	L, 21-28

*AFC Divisional Playoff

(continued)

(All-Time Results by Opponents, continued)

JACKSONVILLE JAGUARS

Jaguars Lead Regular Season Series 10-5-0

Year	Site	Result
1995	Cincinnati	W, 24-17
	Jacksonville	W, 17-13
1996	Cincinnati	W, 28-21
	Jacksonville	L, 27-30
1997	Jacksonville	L, 13-21
	Cincinnati	W, 31-26
1998	Jacksonville	L, 11-24
	Cincinnati	L, 17-34
1999	Cincinnati	L, 10-41
	Jacksonville	L, 7-24
2000	Jacksonville	L, 0-13
	Cincinnati	W, 17-14
2001	Jacksonville	L, 13-30
	Cincinnati	L, 10-14
2002	Cincinnati	L, 15-29

KANSAS CITY CHIEFS

Chiefs Lead Regular Season Series 11-9-0

Year	Site	Result
1968	Kansas City	L, 3-13
	Cincinnati	L, 9-16
1969	Cincinnati	W, 24-19
	Kansas City	L, 22-42
1970	Cincinnati	L, 19-27
1972	Kansas City	W, 23-16
1973	Cincinnati	W, 14-6
1974	Cincinnati	W, 33-6
1976	Kansas City	W, 27-24
1977	Kansas City	W, 27-7
1978	Cincinnati	L, 23-24
1979	Cincinnati	L, 7-10
1980	Kansas City	W, 20-6
1983	Kansas City	L, 15-20
1984	Cincinnati	L, 22-27
1986	Kansas City	L, 14-24
1987	Cincinnati	W, 30-27 (OT)
1988	Kansas City	L, 28-31
1989	Kansas City	W, 21-17
1993	Kansas City	L, 15-17

MIAMI DOLPHINS

Dolphins Lead Regular Season Series 12-3-0;
Dolphins Lead Postseason Series 1-0

Year	Site	Result
1968	Cincinnati	L, 22-24
	Miami	W, 38-21
1969	Cincinnati	W, 27-21
1971	Cincinnati	L, 13-23
1973	Miami	L, 16-34
1974	Miami	L, 3-24
1977	Cincinnati	W, 23-17
1978	Miami	L, 0-21
1980	Miami	L, 16-17
1983	Miami	L, 14-38
1987	Cincinnati	L, 14-20
1989	Cincinnati	L, 13-20
1991	Miami	L, 13-37
1994	Cincinnati	L, 7-23
1995	Cincinnati	L, 23-26
2000	Cincinnati	L, 16-31

*AFC Divisional Playoff Game

MINNESOTA VIKINGS

Vikings Lead Regular Season Series 5-4-0

Year	Site	Result
1973	Cincinnati	W, 27-0
1977	Minnesota	L, 10-42
1980	Cincinnati	W, 14-0
1983	Minnesota	L, 14-20
1986	Cincinnati	W, 24-20
1989	Minnesota	L, 21-29
1992	Cincinnati	L, 7-42
1995	Cincinnati	W, 27-24
1998	Minnesota	L, 3-24

NEW ENGLAND PATRIOTS

Patriots Lead Regular Season Series 10-8-0
(Patriots franchise in Boston prior to 1971)

Year	Site	Result
1968	Boston	L, 14-33
1969	Cincinnati	L, 14-25
1970	Cincinnati	W, 45-7
1972	New England	W, 31-7
1975	Cincinnati	W, 27-10
1978	Cincinnati	L, 3-10
1979	Cincinnati	L, 14-20
1984	New England	L, 14-20
1985	New England	L, 23-34
1986	New England	W, 31-7
1988	New England	L, 21-27
1990	Cincinnati	W, 41-7
1991	Cincinnati	W, 29-7
1992	Cincinnati	W, 20-10
1993	New England	L, 2-7
1994	Cincinnati	L, 28-31
2000	New England	L, 13-16
2001	Cincinnati	W, 23-17

NEW ORLEANS SAINTS

Regular Season Series Tied 5-5-0

Year	Site	Result
1970	Cincinnati	W, 26-6
1975	New Orleans	W, 21-0
1978	Cincinnati	L, 18-20
1981	New Orleans	L, 7-17
1984	New Orleans	W, 24-21
1987	Cincinnati	L, 24-41
1990	Cincinnati	L, 7-21
1993	New Orleans	L, 13-20
1996	Cincinnati	W, 30-15
2002	Cincinnati	W, 20-13

NEW YORK GIANTS

Bengals Lead Regular Season Series 4-2-0

Year	Site	Result
1972	Cincinnati	W, 13-10
1977	Cincinnati	W, 30-13
1985	Cincinnati	W, 35-30
1991	Cincinnati	W, 27-24
1994	New York	L, 20-27
1997	New York	L, 27-29

NEW YORK JETS

Jets Lead Regular Season Series 11-6-0;

Jets Lead Postseason Series 1-0

Year	Site	Result
1968	New York	L, 14-27
1969	Cincinnati	L, 7-21
	New York	L, 7-40
1971	New York	L, 21-35
1973	Cincinnati	W, 20-14
1976	New York	W, 42-3
1981	New York	W, 31-30
1982	*Cincinnati	L, 17-44
1984	New York	L, 23-43
1985	Cincinnati	L, 20-29
1986	Cincinnati	W, 52-21
1987	New York	L, 20-27
1988	Cincinnati	W, 36-19
1990	Cincinnati	W, 25-20
1992	New York	L, 14-17
1993	New York	L, 12-17
1997	Cincinnati	L, 14-31
2001	New York	L, 14-15

*AFC First-Round Playoff

OAKLAND RAIDERS

Raiders Lead Regular Season Series 16-7-0;

Raiders Lead Postseason Series 2-0
(Raiders franchise in Los Angeles 1982-94)

Year	Site	Result
1968	Oakland	L, 10-31
	Cincinnati	L, 0-34
1969	Cincinnati	W, 31-17
	Oakland	L, 17-37
1970	Cincinnati	W, 31-21
1971	Oakland	L, 27-31
1972	Cincinnati	L, 14-20
1974	Oakland	L, 27-30
1975	Cincinnati	W, 14-10
	*Oakland	L, 28-31
1976	Oakland	L, 20-35
1978	Cincinnati	L, 21-34
1980	Oakland	L, 17-28
1982	Cincinnati	W, 31-17
1983	Cincinnati	L, 10-20
1985	Los Angeles	L, 6-13
1988	Los Angeles	W, 45-21
1989	Los Angeles	L, 7-28
1990	Los Angeles	L, 7-24
	*Los Angeles	L, 10-20
1991	Cincinnati	L, 14-38
1992	Cincinnati	W, 24-21 (OT)
1993	Cincinnati	W, 16-10
1995	Cincinnati	L, 17-20
1998	Oakland	L, 10-27

*AFC Divisional Playoff Game

PHILADELPHIA EAGLES

Bengals Lead Regular Season Series 6-3-0

Year	Site	Result
1971	Cincinnati	W, 37-14
1975	Philadelphia	W, 31-0
1979	Cincinnati	W, 37-13
1982	Philadelphia	W, 18-14
1988	Philadelphia	W, 28-24
1991	Philadelphia	L, 10-17

1994	Cincinnati	W, 33-30
1997	Philadelphia	L, 42-44
2000	Philadelphia	L, 7-16

PITTSBURGH STEELERS

Steelers Lead Regular Season Series 38-27-0

Year	Site	Result
1970	Pittsburgh	L, 10-21
	Cincinnati	W, 34-7
1971	Pittsburgh	L, 10-21
	Cincinnati	L, 13-21
1972	Cincinnati	W, 15-15
	Pittsburgh	L, 17-40
1973	Cincinnati	W, 19-7
	Pittsburgh	L, 13-20
1974	Cincinnati	W, 17-10
	Pittsburgh	L, 3-27
1975	Cincinnati	L, 24-30
	Pittsburgh	L, 14-35
1976	Pittsburgh	L, 6-23
	Cincinnati	L, 3-7
1977	Pittsburgh	L, 14-20
	Cincinnati	W, 17-10
1978	Cincinnati	L, 3-28
	Pittsburgh	L, 6-7
1979	Cincinnati	W, 34-10
	Pittsburgh	L, 17-37
1980	Cincinnati	W, 30-28
	Pittsburgh	W, 17-16
1981	Cincinnati	W, 34-7
	Pittsburgh	W, 17-10
1982	Pittsburgh	L, 20-26 (OT)
1983	Cincinnati	L, 14-24
	Pittsburgh	W, 23-10
1984	Pittsburgh	L, 17-38
	Cincinnati	W, 22-20
1985	Pittsburgh	W, 37-24
	Cincinnati	W, 26-21
1986	Cincinnati	W, 24-22
	Pittsburgh	L, 9-30
1987	Pittsburgh	L, 20-23
	Cincinnati	L, 16-30
1988	Pittsburgh	W, 17-12
	Cincinnati	W, 42-7
1989	Cincinnati	W, 41-10
	Pittsburgh	W, 26-16
1990	Cincinnati	W, 27-3
	Pittsburgh	W, 16-12
1991	Cincinnati	L, 27-33 (OT)
	Pittsburgh	L, 10-17
1992	Pittsburgh	L, 0-20
	Cincinnati	L, 9-21
1993	Pittsburgh	L, 7-34
	Cincinnati	L, 16-24
1994	Pittsburgh	L, 10-14
	Cincinnati	L, 15-38
1995	Pittsburgh	W, 27-9
	Cincinnati	L, 31-49
1996	Pittsburgh	L, 10-20
	Cincinnati	W, 34-24
1997	Cincinnati	L, 10-26
	Pittsburgh	L, 3-20
1998	Cincinnati	W, 25-20
	Pittsburgh	W, 25-24
1999	Cincinnati	L, 3-17
	Pittsburgh	W, 27-20
2000	Pittsburgh	L, 0-15
	Cincinnati	L, 28-48
2001	Pittsburgh	L, 7-16
	Cincinnati	W, 26-23 (OT)
2002	Cincinnati	L, 7-34
	Pittsburgh	L, 21-29

ST. LOUIS RAMS

Bengals Lead Regular Season Series 5-4-0
(Rams franchise in Los Angeles prior to 1995)

Year	Site	Result
1972	Los Angeles	L, 12-15
1976	Cincinnati	W, 20-12
1978	Los Angeles	W, 20-19
1981	Cincinnati	W, 24-10
1984	Cincinnati	L, 14-24
1990	Los Angeles	W, 34-31 (OT)
1993	Cincinnati	W, 15-3
1996	St. Louis	L, 16-26
1999	Cincinnati	L, 10-38

SAN DIEGO CHARGERS

Chargers Lead Regular Season Series 17-9-0;
Bengals Lead Postseason Series 1-0

Year	Site	Result
1968	San Diego	L, 13-29
	Cincinnati	L, 10-31
1969	Cincinnati	W, 34-20
	San Diego	L, 14-21
1970	San Diego	W, 17-14
1971	Cincinnati	W, 31-0
1973	San Diego	W, 20-13
1974	Cincinnati	L, 17-20
1975	Cincinnati	W, 47-17
1977	San Diego	L, 3-24
1978	San Diego	L, 13-22
1979	Cincinnati	L, 24-26
1980	Cincinnati	L, 14-31
1981	San Diego	W, 40-17
	*Cincinnati	W, 27-7
1982	San Diego	L, 34-50
1985	Cincinnati	L, 41-44
1987	Cincinnati	L, 9-10
1988	Cincinnati	W, 27-10
1990	San Diego	W, 21-16
1992	San Diego	L, 10-27
1994	San Diego	L, 10-27
1996	San Diego	L, 14-27
1997	Cincinnati	W, 38-31
1999	Cincinnati	L, 7-34
2001	San Diego	L, 14-28
2002	Cincinnati	L, 6-34

*AFC Championship

SAN FRANCISCO 49ERS

49ers Lead Regular Season Series 7-2-0;
49ers Lead Postseason Series 2-0

Year	Site	Result
1974	San Francisco	W, 21-3
1978	San Francisco	L, 12-28
1981	Cincinnati	L, 3-21
	*Pontiac, Mich.	L, 21-26
1984	San Francisco	L, 17-23
1987	Cincinnati	L, 26-27
1988	#Miami	L, 16-20
1990	Cincinnati	L, 17-20 (OT)
1993	San Francisco	L, 8-21
1996	San Francisco	L, 21-28
1999	Cincinnati	W, 44-30
	*Super Bowl XVI	
	*Super Bowl XXXII	

SEATTLE SEAHAWKS

Seahawks Lead Regular Season Series 8-7-0;
Bengals Lead Postseason Series 1-0

Year	Site	Result
1977	Cincinnati	W, 42-20
1981	Cincinnati	W, 27-21
1982	Cincinnati	W, 24-10
1984	Cincinnati	L, 6-26
1985	Cincinnati	L, 24-28
1986	Cincinnati	W, 34-7
1987	Seattle	W, 17-10
1988	*Cincinnati	W, 21-13
1989	Cincinnati	L, 17-24
1990	Seattle	L, 16-31
1991	Cincinnati	L, 7-13
1992	Seattle	W, 21-3
1993	Cincinnati	L, 10-19
1994	Seattle	W, 20-17 (OT)
1995	Seattle	L, 21-24
1999	Seattle	L, 20-37

*AFC Divisional Playoff Game

TAMPA BAY BUCCANEERS

Buccaneers Lead Regular Season Series 5-3-0

Year	Site	Result
1976	Cincinnati	W, 21-0
1980	Cincinnati	L, 12-17
1983	Tampa Bay	W, 23-17
1989	Cincinnati	W, 56-23
1995	Tampa Bay	L, 16-19
1998	Cincinnati	L, 0-35
2001	Cincinnati	L, 13-16 (OT)
2002	Cincinnati	L, 7-35

TENNESSEE TITANS

Titans Lead Regular Season Series 37-29-1;
Bengals Lead Postseason Series 1-0

(Titans franchise in Houston prior to 1997 and known as Oilers prior to 1999)

Year	Site	Result
1968	Cincinnati	L, 17-27
1969	Houston	T, 31-31
1970	Cincinnati	L, 13-20
	Houston	W, 30-20
1971	Houston	L, 6-10
	Cincinnati	W, 28-13
1972	Cincinnati	W, 30-7
	Houston	W, 61-17
1973	Cincinnati	W, 24-10
	Houston	W, 27-24
1974	Cincinnati	L, 21-34
	Houston	L, 3-20
1975	Houston	W, 21-19
	Cincinnati	W, 23-19
1976	Houston	W, 27-7
	Cincinnati	W, 31-27
1977	Cincinnati	W, 13-10 (OT)
	Houston	L, 16-21
1978	Cincinnati	W, 28-13
	Houston	L, 10-17
1979	Cincinnati	L, 27-30 (OT)
	Houston	L, 21-42
1980	Cincinnati	L, 10-13
	Houston	L, 3-23
1981	Houston	L, 10-17
	Cincinnati	W, 34-21
1982	Cincinnati	W, 27-6

	Houston	W, 35-27
1983	Houston	W, 55-14
	Cincinnati	W, 38-10
1984	Cincinnati	W, 13-3
	Houston	W, 31-13
1985	Houston	L, 27-44
	Cincinnati	W, 45-27
1986	Cincinnati	W, 31-28
	Houston	L, 28-32
1987	Cincinnati	L, 29-31
	Houston	L, 17-21
1988	Cincinnati	W, 44-21
	Houston	L, 6-41
1989	Houston	L, 24-26
	Cincinnati	W, 61-7
1990	Houston	L, 17-48
	Cincinnati	W, 40-20
	*Cincinnati	W, 41-14
1991	Cincinnati	L, 7-30
	Houston	L, 3-35
1992	Cincinnati	L, 24-38
	Houston	L, 10-26
1993	Houston	L, 12-28
	Cincinnati	L, 3-38
1994	Houston	L, 13-20
	Cincinnati	W, 34-31
1995	Cincinnati	L, 28-38
	Houston	W, 32-25
1996	Cincinnati	L, 27-30 (OT)
	Houston	W, 21-13
1997	Tennessee	L, 7-30
	Cincinnati	W, 41-14
1998	Cincinnati	L, 14-23
	Tennessee	L, 14-44
1999	Tennessee	L, 35-36
	Cincinnati	L, 14-24
2000	Cincinnati	L, 14-23
	Tennessee	L, 3-35
2001	Cincinnati	L, 7-20
	Tennessee	W, 23-21
2002	Cincinnati	L, 24-30

*AFC Wild Card Playoff Game

WASHINGTON REDSKINS

Redskins Lead Regular Season Series 4-2-0

Year	Site	Result
1970	Washington	L, 0-20
1974	Cincinnati	W, 28-17
1979	Washington	L, 14-28
1985	Washington	L, 24-27
1988	Cincinnati	W, 20-17 (OT)
1991	Cincinnati	L, 27-34

RACKING UP THE POINTS

The highest scoring game (combined points) in Bengals history came Nov. 30, 1997 at Veterans Stadium in Philadelphia, as the Bengals and Eagles totaled 86 points in a 44-42 Philadelphia victory.

The second and third-highest scoring games both were against San Diego. On Sept. 22, 1985 at Riverfront Stadium in Cincinnati, the Bengals and Chargers combined for 85 points in a 44-41 Chargers win. Three years earlier — on Dec. 20, 1982 in San Diego — the teams totaled 84 points as the Chargers won, 50-34.

BENGALS ALL-TIME PRESEASON RESULTS VS. 2003 PRESEASON OPPONENTS

DETROIT LIONS

Bengals Lead Preseason
Series 17-15-0

Year	Site	Result
1970	Cincinnati	L, 14-31
1971	Detroit	W, 31-24
1972	Cincinnati	W, 28-20
1973	Detroit	W, 17-10
1974	Cincinnati	W, 27-14
1975	Detroit	W, 22-14
1976	Cincinnati	W, 26-14
1977	Detroit	W, 17-13
1978	Cincinnati	L, 10-14
1979	Detroit	W, 40-28
1980	Cincinnati	L, 10-15
1981	Detroit	W, 30-20
1982	Cincinnati	L, 23-27
1983	Detroit	L, 7-34

1984	Cincinnati	W, 35-14
1985	Detroit	L, 17-31
1986	Cincinnati	L, 20-30
1987	Detroit	L, 9-23
1988	Cincinnati	W, 24-7
1989	Detroit	W, 35-3
1990	Cincinnati	L, 24-26
1991	Detroit	L, 20-24
1992	Cincinnati	W, 34-17
1993	Detroit	L, 7-30
1994	Cincinnati	W, 38-14
1995	Detroit	L, 13-20
1996	Cincinnati	L, 17-24
1997	Detroit	W, 27-23
1998	Cincinnati	W, 33-19
1999	Detroit	L, 0-16
2000	Cincinnati	L, 13-21
2001	Detroit	W, 27-24

INDIANAPOLIS COLTS

Bengals Lead Preseason
Series 6-5-0

Year	Site	Result
1985	Indianapolis	W, 31-21
1992	Cincinnati	W, 20-0
1993	Indianapolis	W, 24-7
1994	Cincinnati	L, 21-26
1995	Indianapolis	W, 34-21
1996	Cincinnati	W, 28-25
1997	Indianapolis	L, 16-20
1998	Cincinnati	L, 27-30
1999	Indianapolis	L, 17-20
2001	Cincinnati	L, 17-23
2002	Indianapolis	W, 22-10

NEW YORK JETS

Preseason Series Tied 3-3-0

Year	Site	Result
1968	Memphis, Tenn.	W, 13-9
1983	Cincinnati	L, 17-20 (OT)
1984	New York	W, 21-15
1985	Cincinnati	W, 24-20
1986	New York	L, 17-28
1995	Cincinnati	L, 24-30

TENNESSEE TITANS

Teams Have Never Met in
Preseason

BENGALS YEAR-BY-YEAR HOME & ROAD RECORDS

SEASON	HOME GAMES			ROAD GAMES			ALL GAMES		
	W	L	T	W	L	T	W	L	T
1968	2	5	0	1	6	0	3	11	0
1969	4	3	0	0	6	1	4	9	1
1970	5	2	0	3	4	0	8	6	0
1971	3	4	0	1	6	0	4	10	0
1972	4	3	0	4	3	0	8	6	0
1973	7	0	0	3	4	0	10	4	0
1974	4	3	0	3	4	0	7	7	0
1975	6	1	0	5	2	0	11	3	0
1976	6	1	0	4	3	0	10	4	0
1977	5	2	0	3	4	0	8	6	0
1978	3	5	0	1	7	0	4	12	0
1979	4	4	0	0	8	0	4	12	0
1980	3	5	0	3	5	0	6	10	0
1981	6	2	0	6	2	0	12	4	0
1982	4	0	0	3	2	0	7	2	0
1983	4	4	0	3	5	0	7	9	0
1984	5	3	0	3	5	0	8	8	0
1985	5	3	0	2	6	0	7	9	0
1986	6	2	0	4	4	0	10	6	0
1987	1	7	0	3	4	0	4	11	0
1988	8	0	0	4	4	0	12	4	0
1989	5	3	0	3	5	0	8	8	0
1990	5	3	0	4	4	0	9	7	0
1991	3	5	0	0	8	0	3	13	0
1992	3	5	0	2	6	0	5	11	0
1993	3	5	0	0	8	0	3	13	0
1994	2	6	0	1	7	0	3	13	0
1995	3	5	0	4	4	0	7	9	0
1996	6	2	0	2	6	0	8	8	0
1997	6	2	0	1	7	0	7	9	0
1998	1	7	0	2	6	0	3	13	0
1999	2	6	0	2	6	0	4	12	0
2000	3	5	0	1	7	0	4	12	0
2001	4	4	0	2	6	0	6	10	0
2002	1	7	0	1	7	0	2	14	0
TOTALS	142	124	0	84	181	1	226	305	1

BENGALS YEAR-BY-YEAR LEAGUE RANKINGS

(Rankings based on average yards per game)

YEAR	Offense			Defense		
	RUSH	PASS	TOT.	RUSH	PASS	TOT.
1968 (AFL)	3	9	8	9	6	8
1969 (AFL)	7	7-T	7	10	7	10
1970	4	21	16	9	25	20
1971	6	14-T	6	13	13	12
1972	14	9	9	12	4	3
1973	7	8	5	8	13	8
1974	12	4	4	22	4	11
1975	17	*1	2	18	2	7
1976	15	13	15	11	3	5
1977	18-T	7	13	13	23	21
1978	18	10	11	19-T	3	10
1979	11	24	23	16	27	28
1980	12	21	19	4	13	9
1981	17	3	2	9	22	12
1982	20	3	2	3	22	18
1983	16	14	14	2-T	3	*1
1984	6-T	13-T	5	11	18	13
1985	12	4	3	15	24	22
1986	2	3	*1	22	10	20
1987	4	9	5	8	14	8
1988	*1	11	*1	18	10	15
1989	*1	7	3	10	9	7
1990	5	15	9	22	26	25
1991	12	11	14	13	28	28
1992	8	27	26	24	25	26
1993	24	27	27	27	2	16
1994	18	18	18	23	9	15
1995	24	11	17	26	29	30
1996	13	12	10	12	29	25
1997	9	13	10	29	21	28
1998	19	17	17	30	12	28
1999	6-T	23	15	16	28	25
2000	2	31	29	24	23	22
2001	18-T	23	23	11	12	9
2002	21	13	18	22	13	17

T — Tie; * — Led League

BENGALS PLAYOFF RESULTS — Won 5, Lost 7

Season	Date of Game	Opponent	Score	W-L	Playoff Game
1970	December 26	@Baltimore	0-17	L	AFC Divisional Playoff
1973	December 23	@Miami	16-34	L	AFC Divisional Playoff
1975	December 28	@Oakland	28-31	L	AFC Divisional Playoff
1981	January 3, 1982	Buffalo	28-21	W	AFC Divisional Playoff
	January 10, 1982	San Diego	27-7	W	AFC Championship
	January 24, 1982	San Francisco	21-26	L	Super Bowl XVI at Pontiac, Mich.
1982	January 9, 1983	New York Jets	17-44	L	AFC First-Round Playoff
1988	December 31	Seattle	21-13	W	AFC Divisional Playoff
	January 8, 1989	Buffalo	21-10	W	AFC Championship
	January 22, 1989	San Francisco	16-20	L	Super Bowl XXIII at Miami, Fla.
1990	January 6, 1991	Houston	41-14	W	AFC Wild Card Playoff
	January 13, 1991	@L.A. Raiders	10-20	L	AFC Divisional Playoff

BENGALS DRAFT CHOICES 1968-2003

1968

RD.	PLAYER	POS.	COLLEGE	SEL. #
1	Bob Johnson	C	Tennessee	2
2a	Bill Staley	DE/T	Utah State	28
2b	Tom Smiley	RB	Lamar	55
3a	Gary Davis	QB	Vanderbilt	56
3b	Paul Robinson	RB	Arizona	82
3c	Dale Livingston	K	Western Michigan	83
4a	Jess Phillips	DB	Michigan State	84
4b	Warren McVea	RB	Houston	109
5a	Dave Middendorf	G	Washington State	112
5b	Al Beauchamp	LB	Southern U.	138
6a	Howard Fest	T	Texas	139
6b	Bill Kendrick	DT	Alabama A&M	143
6c	John Neidert	LB	Louisville	145
6d	Dewey Warren	QB	Tennessee	155
6e	Essex Johnson	RB	Grambling	156
6f	Elmo Maples	WR	Southern U.	158
6g	Sidney Ellis	DB	Jackson State	160
6h	Monk Williams	RB	Arkansas A&M	163
6i	Jim Johnson	DB	South Carolina State	165
7a	Steve Smith	TE	Miami (Fla.)	166
7b	Wes Bean	LB	Grambling	192
8a	Harry Gunner	LB	Oregon State	193
8b	Ed Brantley	T	North Texas State	219
9a	Phil Johnson	DB	Long Beach State	220
9b	Steve Hanrahan	DT	Weber State	246
10a	Wayne Patrick	RB	Louisville	247
10b	James Russell	TE	North Texas State	273
11a	Wally Scott	CB	Arizona	274
11b	Jeff Banks	LB	Pacific	300
12a	Bob Trumphy	TE	Utah	301
12b	Harold Jones	T	Grambling	327
13a	James Bivins	LB	Texas Southern	328
13b	Ted Washington	RB	San Diego State	354
14a	Les Webster	RB	Iowa State	355
14b	Steve Lewicke	DE	Texas-El Paso	381
15a	Harvey Palmore	G	Morgan State	382
15b	Joe Mira	WR	Miami (Fla.)	408
16a	James Williams	DB	Alcorn A&M	409
16b	Brown Marks	LB	Indiana	435
17a	Don Manning	LB	UCLA	436
17b	James Smith	TE	Jackson State	462

1969

RD.	PLAYER	POS.	COLLEGE	SEL. #
1	Greg Cook	QB	Cincinnati	5
2	Bill Bergoy	LB	Arkansas State	31
3	Speedy Thomas	WR	Utah	57
4	Clem Turner	RB	Cincinnati	83
5	Guy Dennis	G	Florida	109
6	Ken Riley	CB	Florida A&M	135
7	Royce Berry	DE	Houston	161
8	Tim Buchanan	LB	Hawaii	187
9	Mike Stripling	RB	Tulsa	213
10	Steve Howell	TE	Ohio State	239
11	Mark Stewart	S	Georgia	265
12	Lonnie Paige	DT	North Carolina State	290
13	Chuck Benson	WR	Southern Illinois	316
14	Mike Wilson	RB	Dayton	343
15	Bill Shoemaker	PK	Stanford	369
16	Bill Schmitt	LB	Missouri	395
17	Terry Story	T	Georgia Tech	421

1970

RD.	PLAYER	POS.	COLLEGE	SEL. #
1	Mike Reid	DT	Penn State	7
2	Ron Carpenter	DT	North Carolina State	32
3	Chip Bennett	LB	Ablene Christian	60
4a	Joe Stephens	G	Jackson State	85
4b	Billie Hayes	DB	San Diego State	104
5	None			
6	Sandy Durko	S	Southern California	137
7	Lemar Parrish	CB	Lincoln U. (Mo.)	153
8	Bill Trout	DT	Miami (Fla.)	188
9	Bill Bolden	RB	UCLA	216
10	Nick Roman	LB	Ohio State	241
11	Sam Wallace	LB	Grambling	266
12	Tom Truesdell	DE	Ohio Wesleyan	294
13	Paul Dunn	RB	U.S. International	319
14	Joe Johnson	WR	Johnson C. Smith	344
15	Marvin Weeks	DB	Alcorn A&M	372
16	Larry Ely	LB	Iowa	397
17	Richard Lee Smith	RB	Washington	422

1971

RD.	PLAYER	POS.	COLLEGE	SEL. #
1	Vernon Holland	T	Tennessee State	15
2	Steve Lawson	G	Kansas	41
3	Ken Anderson	QB	Augustana (Ill.)	67
4	Fred Willis	RB	Boston College	93
5	Arthur May	DE	Tuskegee	110
6	None			
7	Neal Craig	S	Fisk	171
8	Fred Herring	CB	Tennessee State	197
9	Gary Gustafson	LB	Montana State	223
10	Jack Stambaugh	G	Oregon	249
11	Ed Marshall	WR	Cameron	275
12	J. Rod Hayden	DE	Memphis State	301
13	David Knapman	TE	Central Washington	327
14	Irvin Mallory	DB	Virginia Union	353
15	Bob Thomas	RB	Arizona State	379
16	Mark Debevo	LB	Ohio State	405
17	Sam Pearson	CB	Western Kentucky	432

1972

RD.	PLAYER	POS.	COLLEGE	SEL. #
1	Sherman White	DE	California	2
2	Tommy Casanova	DB	Louisiana State	29
3	Jim LeClair	LB	North Dakota	54
4	Bernard Jackson	DB	Washington State	81
5	Tom DeLeone	C	Ohio State	106
6	None			
7	Steve Conley	LB/RB	Kansas	158
8	Dan Kratzer	WR	Missouri Valley	185
9	Stan Walters	T	Syracuse	210
10	Brian Foster	CB	Colorado	237
11	Kent Pederson	TE	Cal-Santa Barbara	261
12	Rick Wegis	S	Cal Poly-SLO	289
13	James Hamilton	P/QB	Arkansas State	314
14	Steve Porter	WR	Indiana	341
15	Hosae Miniweather	DT	Jackson State	366
16	John Wiegmann	WR	Cal Poly-Pomona	393
17	Dave Green	P/K	Ohio U.	418

1973

RD.	PLAYER	POS.	COLLEGE	SEL. #
1	Isaac Curtis	WR	San Diego State	15
2	Al Chandler	TE	Oklahoma	43
3	Tim George	WR	Carson-Newman	68
4	None			
5	Bob McCall	RB	Arizona	121
6	Bob Jones	CB	Virginia Union	146
7	Bob Maddox	DT/DE	Frostburg State	171
8	Bill Wilson	RB	Holy Cross	199
9	John Dampier	G	Notre Dame	224
10	Lenvil Elliott	RB	NE Missouri State	249
11	William Montgomery	DB	Morehouse (Ga.)	277
12	Boobie Clark	RB	Bethune-Cookman	302
13	Brooks West	DT	Texas-El Paso	327
14	Hurles Scales	DB	North Texas State	355
15	Ted McNulty	QB	Indiana	380
16	Harry Unger	RB	Auburn	405
17	Wayne Estabrook	QB	Whittier	433

1974

RD.	PLAYER	POS.	COLLEGE	SEL. #
1	Bill Kollar	DT	Montana State	23
2	Charlie Davis	RB	Colorado	48
3a	Dave Lapham	T	Syracuse	61
3b	Evan Joltz	LB	Cincinnati	73
4a	Mike Boryla	QB	Stanford	87
4b	Daryl White	G	Nebraska	98
4c	Richard Williams	WR	Abilene Christian	103
5a	Haskell Stanback	RB	Tennessee	114
5b	Richard Bishop	DT	Louisville	127
6a	Robin Sinclair	DB	Washington State	152
6b	William Bryant	DB	Grambling	153
7	Ken Sawyer	DB	Syracuse	177
8	John McDaniel	WR	Lincoln	202
9	Ed Johnson	DE	Southern Methodist	231
10	Chuck Herd	WR	Penn State	256
11	Ed Kezirian	T	UCLA	281
12	Rudy McClinton	DB	Xavier (Ohio)	306
13	Ted Jorjov	LB	Iowa State	335
14	Mike Phillips	DE	Cornell	360
15	Isaac Jackson	RB	Kansas State	385
16	Daryl Bishop	DB	Kentucky	410
17	Jim Smith	RB	North Carolina Central	439

1975

RD.	PLAYER	POS.	COLLEGE	SEL. #
1	Glenn Cameron	LB	Florida	14
2	Al Kreviss	T	Boston College	39
3a	Gary Burley	DE	Pittsburgh	55
3b	Gary Scheide	QB	Brigham Young	64
3c	Bo Harris	LB	Louisiana State	77
4	Stan Fritts	RB	North Carolina State	97
5a	Pat McNally	P/WR	Harvard	120
5b	Jeff West	P/TE	Cincinnati	122
6a	Tom Shuman	QB	Penn State	142
6b	Rollen Smith	CB	Arkansas	145
7	Chris Devlin	LB	Penn State	170
8	Ricky Davis	S	Alabama	195
9a	Greg Dubinetz	G	Yale	220
9b	Lofell Williams	WR/RB	Virginia Union	227
10	Rocky Felker	QB	Mississippi State	245
11	Marvin Cobb	CB	Southern California	276
12	Jack Novak	TE	Wisconsin	301
13	Ron Rosenberg	LB	Montana	326
14	Frank Haywood	DT	North Carolina State	351
15	Greg Enright	PK	Southern Oregon	376
16	John Tuttle	WR	Kansas State	401
17	Elvin Charity	CB	Yale	432

1976

RD.	PLAYER	POS.	COLLEGE	SEL. #
1a	Billy Brooks	WR	Oklahoma	11
1b	Archie Griffin	RB	Ohio State	24
2a	Glenn Burjoch	G	Texas A&M	38
2b	Chris Bahr	PK	Penn State	51
3a	Danny Reece	DB	Southern California	69
3b	Reggie Williams	LB	Dartmouth	82
4a	Tony Davis	RB	Nebraska	106
4b	Greg Fairchild	T/G	Tulsa	116
5a	Willie Shelby	DB/WR	Alabama	138
5b	Scott Perry	DB	Williams	147
6	Orlando Nelson	TE	Utah State	176
7a	Bob Bateman	QB	Brown	187
7b	Pete Rome	DB	Miami (Ohio)	192
7c	Ken Kuhn	LB	Ohio State	205
8	Ron Hunt	T	Oregon	232
9	Lonnie Allgood	WR	Syracuse	259
10	Tom Klaban	K	Ohio State	287
11	Melvin Morgan	DB	Mississippi Valley State	314
12	Joe Dale Harris	WR	Alabama	340
13	Randy Walker	RB	Miami (Ohio)	371
14	Greg Coleman	P/PK	Florida A&M	398
15	Lynn Hieber	QB	Indiana (Pa.)	425
16	George Demopoulos	C	Miami (Fla.)	455
17	Scott Dannelley	T/G	Ohio State	482

1977

RD.	PLAYER	POS.	COLLEGE	SEL. #
1a	Eddie Edwards	DT	Miami (Fla.)	3
1b	Wilson Whitley	DT	Houston	8
1c	Mike Cobb	TE	Michigan State	22
2	Pete Johnson	RB	Ohio State	49
3	Mike Voight	RB	North Carolina	76
4a	Rick Walker	TE	UCLA	85
4b	Mike Wilson	T	Georgia	103
4c	Jerry Anderson	CB	Oklahoma	105
5	Ray Phillips	LB	Nebraska	133
6	Tom Duniven	QB	Texas Tech	160
7a	Louis Breeden	DB	North Carolina Central	187
7b	Jim Corbett	TE	Pittsburgh	194
8	Jose Saint-Victor	G	Syracuse	214
9	Willie Zachary	WR	Central State (Ohio)	245
10	Bob Bialik	P	Hillsdale (Mich.)	272
11a	Joel Parrish	G	Georgia	292
11b	Carl Allen	DB	Southern Mississippi	299
12	Alex Percival	WR	Morehouse (Ga.)	326

1978

RD.	PLAYER	POS.	COLLEGE	SEL. #
1a	Ross Browner	DL	Notre Dame	8
1b	Blair Bush	C	Washington	16
2a	Ray Griffin	CB	Ohio State	35
2b	Deacon Turner	RB	San Diego State	45
3a	Ted Vincent	DT	Wichita State	72
3b	Don Bass	WR	Houston	83
4	Dennis Law	WR	East Tennessee State	99
5a	Tom Dinkel	LB	Kansas	126
5b	Rod Hertel	QB	Southern California	131
6	Steve Geise	RB	Penn State	155
7a	Joe Branson	S	Livingstone (N.C.)	182
7b	Danny Bass	T	Elon (N.C.)	193
8	Bill Miller	T	Western Illinois	211
9	Ron Shuman	LB	Wichita State	238
10	Tom DePaso	LB	Penn State	267
11a	Calvin Prince	RB	Louisville	293
11b	Mark Donahue	G	Michigan	294
12	Kim Featsent	WR	Kent State	323

1979

RD.	PLAYER	POS.	COLLEGE	SEL. #
1a	Jack Thompson	QB	Washington State	3
1b	Charles Alexander	RB	Louisiana State	12
2	Dan Ross	TE	Northeastern	30
3	Barney Cotton	G	Nebraska	59
4a	James White	DT	Albany State	84
4b	Vaughn Lusby	CB	Arkansas	91
5	Casey Merrill	DE	Cal-Davis	113
6	Steve Kreider	WR	Lehigh	139
7	Max Montoya	T	UCLA	168
8	Howie Kurnick	LB	Cincinnati	194
9	Scott Burk	S	Oklahoma State	223
10	Nathan Poole	RB	Louisville	250
11	Ken Bungarda	DE	Missouri	278
12	Jim Browner	S	Notre Dame	304

1980

RD.	PLAYER	POS.	COLLEGE	SEL. #
1	Anthony Munoz	T	Southern California	3
2	Kirby Criswell	LB	Kansas	31
3	Rod Horn	DL	Nebraska	59
4	Bill Glass	G	Baylor	86
5	Bryan Hicks	S	McNeese State	113
6a	Jo Jo Heath	KR/DB	Pittsburgh	141
6b	Andrew Melontree	LB	Baylor	159
7a	Ron Simpkins	LB	Michigan	167
7b	Gary Don Johnson	DT	Baylor	168
8	Mark Lyles	RB	Florida State	196
9	Greg Bright	S	Morehead State	224
10	Sandro Vitiello	K	Massachusetts	252
11	Alton Alexis	WR	Tulane	281
12	Mike Wright	QB	Vanderbilt	308

1981

RD.	PLAYER	POS.	COLLEGE	SEL. #
1	David Verser	WR	Kansas	10
2	Cris Collinsworth	WR	Florida	37
3	John Simmons	CB	Southern Methodist	64
4	Guy Frazier	LB	Wyoming	93
5	Benjie Pryor	TE	Pittsburgh	120
6	Rex Robinson	PK	Georgia	146
7	Jeff Schuh	LB	Minnesota	176
8	Bobby Kemp	S	Cal State-Fullerton	202
9a	Jim Hannula	OL	Northern Illinois	229
9b	Samoa Samoa	RB	Washington State	230
10	Hubert Simpson	RB	Tennessee	258
11	Robert Jackson	S	Central Michigan	285
12	Mark O'Connell	QB/K	Ball State	312

1982

RD.	PLAYER	POS.	COLLEGE	SEL. #
1	Glen Collins	DE	Mississippi State	26
2	Emanuel Weaver	NT	South Carolina	54
3	Rodney Holman	TE	Tulane	82
4	Rodney Tate	RB	Texas	110
5	Paul Sorensen	DB	Washington State	138
6	Arthur King	NT	Grambling	166
7	Ben Needham	LB	Michigan	194
8	Karl Yli-Renko	T	Cincinnati	222
9	James Bennett	WR	Northwestern State (La.)	250
10	Larry Hogue	CB	Utah State	278
11	Russell Davis	RB	Idaho	305
12	Dan Feraday	QB	Toronto	333

1983

RD.	PLAYER	POS.	COLLEGE	SEL. #
1	Dave Rimington	C	Nebraska	25
2	Ray Horton	CB	Washington	53
3	Jimmy Turner	CB	UCLA	81
4	Steve Maidlow	LB	Michigan State	109
5	Jeff Christensen	QB	Eastern Illinois	137
6a	Kiki DeAyala	LB	Texas	152
6b	Larry Kinnebrew	RB	Tennessee State	165
7	James Griffin	S	Middle Tennessee State	193
8	Mike Martin	WR	Illinois	221
9	Stanley Wilson	RB	Oklahoma	248
10	Tim Krumrie	NT	Wisconsin	276
11	Gary Williams	WR	Ohio State	304
12	Andre Young	LB	Bowling Green	332

1984

Cincinnati traded No. 1 selection to New England for the Nos. 16 & 28 picks. Cincinnati had obtained the No. 1 pick from a 1983 trade of QB Jack Thompson to Tampa Bay.

RD.	PLAYER	POS.	COLLEGE	SEL. #
1a	Ricky Hunley	LB	Arizona	7
1b	Pete Koch	DE	Maryland	16
1c	Brian Blados	OL	North Carolina	28
2	Boomer Esiason	QB	Maryland	38
3	Stanford Jennings	RB	Furman	65
4	John Farley	RB	Cal State-Sacramento	92
5	Barney Bussey	DB	South Carolina State	119
6	Dan Kern	TE	Arizona State	150
7	Leo Barker	LB	New Mexico State	177
8	Bruce Reimers	T	Iowa State	204
9	Bruce Kozerski	OL	Holy Cross	231
10a	Aaron Jackson	LB	North Carolina	262
10b	Brent Ziegler	RB	Syracuse	265
11	Steve McKeaver	RB	Central State (Okla.)	289
12	Steve Racquet	LB	Holy Cross	316

1985

RD.	PLAYER	POS.	COLLEGE	SEL. #
1a	Eddie Brown	WR	Miami (Fla.)	13
1b	Emanuel King	LB	Alabama	25
2	Carl Zander	LB	Tennessee	43
3	Sean Thomas	CB	TCU	70
4	Anthony Tuggle	CB	Nicholls State	97
5a	Tony Degrate	NT	Texas	127
5b	Lee Davis	CB	Mississippi	129
6a	Eric Stokes	T	Northeastern	148
6b	Keith Lester	TE	Murray State	154
7a	Kim Locklin	RB	New Mexico State	172
7b	Joe Walter	T	Texas Tech	181
8	Dave Strobel	LB	Iowa	211
9	Keith Cruise	DE	Northwestern	238
10	Bernard King	LB	Syracuse	265
11	Harold Stanfield	TE	Mississippi College	296
12	Louis Garza	T	New Mexico State	322

1986

RD.	PLAYER	POS.	COLLEGE	SEL. #
1a	Joe Kelly	LB	Washington	11
1b	Tim McGee	WR	Tennessee	21
2	Lewis Billups	CB	North Alabama	38
3a	Jim Skow	DE	Nebraska	58
3b	Mike Hammerstein	DE	Michigan	65
3c	David Fulcher	S	Arizona State	78
4a	Eric Kattus	TE	Michigan	91
4b	Doug Gaynor	QB	Cal State-Long Beach	99
5	Leon White	LB	Brigham Young	123
6	Gary Hunt	CB	Memphis State	152
7	Pat Franklin	RB	Southwest Texas State	177
8	David Douglas	T	Tennessee	204
9	Cary Whittingham	LB	Brigham Young	230
10	Jeff Shaw	NT	Salem College	262
11a	Tim Stone	T	Kansas State	289
11b	Tom Flaherty	LB	Northwestern	294
12	Steve Bradley	QB	Indiana	316

1987

RD.	PLAYER	POS.	COLLEGE	SEL. #
1	Jason Buck	DE	Brigham Young	17
2	Eric Thomas	CB	Tulane	49
3a	Leonard Bell	FS	Indiana	76
3b	Skip McClendon	DE	Arizona State	77
4	Jim Riggs	TE	Clemson	103
5a	Marc Logan	RB	Kentucky	130
5b	Greg Horne	P/PK	Arkansas	139
6	Sonny Gordon	FS	Ohio State	157
7	Chris Thatcher	G/C	Lafayette	188
8	Solomon Wilcott	CB	Colorado	215
9	Craig Riddatz	LB	Wisconsin	242
10	David McCluskey	RB	Georgia	269
11	Jim Warne	T	Arizona State	296
12	John Hollifield	RB	West Virginia	328

1988

RD.	PLAYER	POS.	COLLEGE	SEL. #
1	Rickey Dixon	CB	Oklahoma	5
2	Elbert "Ickey" Woods	RB	Nevada-Las Vegas	31
3	Kevin Walker	LB	Maryland	57
4	David Grant	NT	West Virginia	84
5	Herb Wester	T	Iowa	114
6	Paul Jetton	OL	Texas	141
7	Rich Romer	LB	Union (N.Y.)	168
8	Curtis Maxey	NT	Grambling	195
9	Brandy Wells	DB	Notre Dame	226
10	Ellis Dillahunt	DB	East Carolina	253
11	Paul Hickert	K	Murray State	280
12	Carl Parker	WR	Vanderbilt	307

1989

Cincinnati traded the No. 27 selection to Atlanta for the Nos. 35, 89 & 256 picks.

RD.	PLAYER	POS.	COLLEGE	SEL. #
1	None			
2a	Eric Ball	RB	UCLA	35
2b	Freddie Childress	G	Arkansas	55
3	Erik Wilhelm	QB	Oregon State	83
4a	Kerry Owens	LB	Arkansas	89
4b	Rob Woods	T	Arizona	111
5	Natu Tuatagaloa	NT	California	138
6	Craig Taylor	RB	West Virginia	166
7	Kendal Smith	WR	Utah State	194
8	Chris Chenault	LB	Kentucky	222
9	Richard Stephens	T	Tulsa	250
10a	Cornell Holloway	CB	Pittsburgh	256
10b	Bob Jean	QB	New Hampshire	278
11	Dana Wells	NT	Arizona	306
12	Scott Jones	T	Washington	334

1990

RD.	PLAYER	POS.	COLLEGE	SEL. #
1	James Francis	LB	Baylor	12
2	Harold Green	RB	South Carolina	38
3	Bernard Clark	LB	Miami (Fla.)	65
4	Mike Brennan	T	Notre Dame	91
5	Lynn James	WR	Arizona State	122
6	Don Odgaard	CB	Nevada-Las Vegas	150
7	Craig Ogletree	LB	Auburn	177
8	Doug Wellsandt	TE	Washington State	204
9	Mitchell Price	CB	Tulane	234
10	Eric Crigler	T	Murray State	261
11	Tim O'Connor	T	Virginia	288
12	Andre Riley	WR	Washington	314

1991

RD.	PLAYER	POS.	COLLEGE	SEL. #
1	Alfred Williams	LB	Colorado	18
2	Lamar Rogers	DE	Auburn	52
3	Bob Dahl	DE	Notre Dame	72
4a	Donald Hollas	QB	Rice	99
4b	Rob Carpenter	WR	Syracuse	109
5	Mike Arthur	C	Texas A&M	130
6	Richard Fain	CB	Florida	157
7	Fernandus Vinson	S	North Carolina State	184
8	Mike Dingle	RB	South Carolina	211
9	Shane Garrett	WR	Texas A&M	241
10	Jim Lavin	G/T	Georgia Tech	263
11	Chris Smith	TE	Brigham Young	295
12	Antoine Bennett	CB	Florida A&M	322

1992

Cincinnati traded the No. 5 selection to Washington for the No. 6 & No. 28 picks.

RD.	PLAYER	POS.	COLLEGE	SEL. #
1a	David Klingler	QB	Houston	6
1b	Darryl Williams	S	Miami (Fla.)	28
2	Carl Pickens	WR	Tennessee	31
3	Leonard Wheeler	CB	Troy State	84
4	Ricardo McDonald	LB	Pittsburgh	88
5	Craig Thompson	TE	North Carolina A&T	115
6	Chris Burns	DE	Middle Tennessee State	142
7	Lance Olberding	T	Iowa	172
8	Roosevelt Nix	DE	Central State (Ohio)	199
9	Ostell Miles	RB	Houston	226
10	Horace Smith	CB	Oregon Tech	256
11	John Earle	OL	Western Illinois	283
12	Eric Shaw	LB	Louisiana Tech	310

1993

RD.	PLAYER	POS.	COLLEGE	SEL. #
1	John Copeland	DE	Alabama	5
2	Tony McGee	TE	Michigan	37
3a	Steve Tovar	LB	Ohio State	59
3b	Ty Parten	DT	Arizona	63
4	Marcello Simmons	CB	Southern Methodist	90
5	Forey Duckett	CB	Nevada-Reno	117
6	Tom Scott	T	East Carolina	148
7	Lance Gunn	S	Texas	175
8	Doug Peltrey	K	Kentucky	202

1994

RD.	PLAYER	POS.	COLLEGE	SEL. #
1	Dan Wilkinson	DT	Ohio State	1
2	Darnay Scott	WR	San Diego State	30
3a	Jeff Cothran	FB	Ohio State	66
3b	Steve Shine	LB	Northwestern	86
4	Corey Sawyer	CB	Florida State	104
5	Trent Pollard	T	Eastern Washington	132
6a	Kimo von Oelhofen	DT	Boise State	162
6b	Jerry Reynolds	T	Nevada-Las Vegas	184
7	Ramondo Stallings	DE	San Diego State	195

1995

Cincinnati traded the No. 5 & No. 36 selections to Carolina for the No. 1 pick.

RD.	PLAYER	POS.	COLLEGE	SEL. #
1	Ki-Jana Carter	RB	Penn State	1
2	None			
3	Melvin Tuten	T	Syracuse	69
4	Sam Shade	S	Alabama	102
5	David Dunn	WR	Fresno State	139
6	Ryan Grigson	T	Purdue	175
7	John Walsh	QB	Brigham Young	213

(Draft Choices, continued)

1996

RD.	PLAYER	POS.	COLLEGE	SEL. #
1	Willie Anderson	T	Auburn	10
2	Marco Battaglia	TE	Rutgers	39
3	Ken Blackman	G/T	Illinois	69
4	Jevon Langford	DE	Oklahoma State	108
5	Greg Myers	S	Colorado State	144
6	Tom Tumulty	LB	Pittsburgh	178
7	Rod Jones	G/T	Kansas	219

1997

RD.	PLAYER	POS.	COLLEGE	SEL. #
1	Reinard Wilson	LB	Florida State	14
2	Corey Dillon	RB	Washington	43
3	Ted Payne	C	Michigan	76
4	Remain Mack	S	Miami (Fla.)	111
5	Andre Purvis	NT	North Carolina	144
6	Canute Curtis	LB	West Virginia	176
7	William Carr	NT	Michigan	217

1998

Cincinnati traded DE Dan Wilkinson to Washington for the No. 17 & No. 78 picks, and traded the No. 135 pick to Indianapolis for QB Paul Justin.

RD.	PLAYER	POS.	COLLEGE	SEL. #
1a	Takeo Spikes	LB	Auburn	13
1b	Brian Simmons	LB	North Carolina	17
2	Artrell Hawkins	CB	Cincinnati	43
3a	Steve Foley	LB	Northeast Louisiana	75
3b	Mike Goff	G	Iowa	78
4	Glen Steele	DL	Michigan	105
5	None			
6	Jason Tucker	WR	TCU	167
7a	Marcus Parker	FB	Virginia Tech	202
7b	Damian Vaughn	TE	Miami (Ohio)	222

1999

RD.	PLAYER	POS.	COLLEGE	SEL. #
1	Akili Smith	QB	Oregon	3
2	Charles Fisher	CB	West Virginia	33
3	Cory Hall	S	Fresno State	65
4	Craig Yeast	WR	Kentucky	98
5	Nick Williams	FB	Miami (Fla.)	135
6	Kelly Gregg	NT	Oklahoma	173
7a	Tony Coats	G	Washington	209
7b	Scott Covington	QB	Miami (Fla.)	245
7c	Donald Broomfield	DE	Clemson	249

2000

RD.	PLAYER	POS.	COLLEGE	SEL. #
1	Peter Warrick	WR	Florida State	4
2	Mark Roman	CB	Louisiana State	34
3	Ron Dugans	WR	Florida State	66
4	Curtis Keaton	HB	James Madison	97
5	Robert Bean	CB	Mississippi State	133
6	Neil Rackers	K	Illinois	169
7	Brad St. Louis	TE-LS	SW Missouri State	210

2001

RD.	PLAYER	POS.	COLLEGE	SEL. #
1	Justin Smith	DE	Missouri	4
2	Chad Johnson	WR	Oregon State	36
3	Sean Brewer	TE	San Jose State	66
4	Rudi Johnson	HB	Auburn	100
5	Victor Leveya	G	Arizona State	135
6	Riall Johnson	LB	Stanford	168
7	T.J. Houshmandzadeh	WR	Oregon State	204

2002

Cincinnati traded the No. 73 & No. 145 selections to Carolina for the No. 67 pick.

RD.	PLAYER	POS.	COLLEGE	SEL. #
1	Levi Jones	OT	Arizona State	10
2	Lamont Thompson	FS	Washington State	41
3	Matt Schobel	TE	TCU	67
4	Travis Dorsch	K-P	Purdue	109
5	None			
6	Marquand Manuel	FS	Florida	181
7	Joey Evans	DE	North Carolina	219

2003

RD.	PLAYER	POS.	COLLEGE	SEL. #
1	Carson Palmer	QB	Southern California	1
2	Eric Steinbach	G	Iowa	33
3	Kelley Washington	WR	Tennessee	65
4a	Dennis Weathersby	CB	Oregon State	98
4b	Jeremi Johnson	FB	Western Kentucky	118
5	Khalid Abdullah	OLB	Mars Hill	136
6	Langston Moore	DT	South Carolina	174
7a	Scott Kooistra	OT	North Carolina State	215
7b	Elton Patterson	DE	Central Florida	259

THE LONGEST SHOTS

The latest-drafted player ever to make the Bengals roster for a regular-season game was K-P **Dave Green** of Ohio University. Green was the 418th selection in the 1972 draft, taken in the 17th round. He didn't make the roster in 1972, and had a brief stint (no games played) with Houston in '73 before being re-acquired by Cincinnati. Green played for the Bengals from 1974-75, scoring 70 points and averaging 40.1 yards on 134 punts. He was acquired by Tampa Bay in 1976, and stayed in the NFL through '79.

The latest-drafted player ever to make the Bengals roster in the same season of his selection was RB **Ted Washington** of San Diego State. Washington was the 354th selection in 1968, a 13th-round pick. He played in the NFL only in 1968.

Other noteworthy late-round Bengals draft picks include:

TE-WR **Bob Trumpy** of Utah, who was the 301st selection in the 1968 draft, a 12th-round pick. He went on to play 10 years with Cincinnati (1968-77) and played in two AFL All-Star Games and then two Pro Bowls. NT **Tim Krumrie**, a 10th-round pick from Wisconsin in 1983 (276th overall), played 12 seasons with the Bengals (1983-94) and was a two-time Pro Bowl selection. OT **Joe Walter** of Texas Tech was a seventh-round pick in 1985 (181st overall) and went on to play 13 years for Cincinnati (1985-87). K **Doug Pelfrey** of Kentucky was an eighth-round pick in 1993 (202nd overall) and played for the Bengals from '93-99. He ranks second on the team's all-time scoring list with 660 career points.

BENGALS ALUMNI LIST 1968-2002

SCHOOL	PLAYERS	SCHOOL	PLAYERS	SCHOOL	PLAYERS	SCHOOL	PLAYERS
Abilene Christian	2	Holy Cross	2	Morgan State	1	Southern Methodist	5
Alabama	8	Houston	8	Morris Brown	1	Southern Mississippi	1
Alabama A&M	1	Howard Payne	1	Nebraska	7	Southern U.	1
Albany State (Ga.)	1	Idaho	2	Nevada-Las Vegas	1	Southwest Missouri State	1
Alcorn State (Alcorn A&M)	1	Illinois	7	Nevada-Reno	2	Southwest Texas State	2
Appalachian State	1	Indiana	6	New Mexico State	2	Stanford	6
Arizona	5	Iowa	5	New York Tech	1	Syracuse	6
Arizona State	13	Iowa State	3	North Alabama	2	TCU	5
Arkansas	3	Jackson State	2	North Carolina	6	Taylor	1
Arkansas A.M.&N.	2	Jacksonville State	1	North Carolina A&T	4	Temple	2
Arkansas State	2	James Madison	1	North Carolina Central	1	Tennessee	8
Army	1	Johnson C. Smith	1	North Carolina State	4	Tennessee State	8
Auburn	11	Kansas	7	North Dakota	1	Texas	6
Augustana (Ill.)	1	Kansas State	4	North Dakota State	1	Texas A&I	1
Augustana (S.D.)	2	Kent State	1	Northeast Louisiana	2	Texas A&M	7
Bail State	3	Kentucky	5	Northeast Missouri State	1	Texas Southern	1
Ball State	3	Lamar	1	Northeastern	1	Texas Tech	2
Bethune-Cookman	2	Lane College	1	Northern Illinois	2	Toledo	3
Boise State	3	Langston	1	Northern Iowa	1	Troy State	1
Boston College	5	Lehigh	2	Northern Michigan	1	Tufts	1
Boston U.	2	Liberty	1	Northwestern	2	Tulane	4
Bowling Green	3	Lincoln	2	Northwestern Oklahoma	1	Tulsa	2
Brigham Young	6	Los Angeles State	2	Northwestern State (La.)	3	UCLA	8
Buffalo	1	Louisiana State	6	Notre Dame	9	Union (N.Y.)	1
California	4	Louisiana Tech	2	Ohio State	18	United States Int'l	2
Cal State-Fullerton	2	Louisville	6	Ohio U.	2	Utah	6
Cal State-Long Beach	2	Maine	2	Ohio Wesleyan	1	Utah State	1
Cal State-Sacramento	1	Mankato State	1	Oklahoma	6	Vanderbilt	2
Cameron	1	Marshall	3	Oklahoma State	4	Virginia	2
Carroll College	1	Maryland	5	Oregon	6	Virginia Tech	2
Carson-Newman	1	Massachusetts	2	Oregon State	5	Virginia Union	2
Catawba	1	McGill (Canada)	1	Pacific	2	Wake Forest	2
Central Michigan	4	McMurry	1	Penn State	11	Washington	6
Central State (Ohio)	1	McNeese State	2	Pittsburg State	1	Washington State	8
Central State (Okla.)	1	Memphis	3	Pittsburgh	9	West Chester	1
Central Washington	1	Miami (Fla.)	10	Portland State	1	West Virginia	11
Chico State	1	Miami (Ohio)	9	Princeton	1	Western Carolina	1
Cincinnati	11	Michigan	9	Purdue	3	Western Illinois	2
Clemson	3	Michigan State	7	Rice	1	Western Kentucky	1
Colorado	9	Michigan Tech	1	Richmond	1	Western Michigan	1
Colorado State	3	Middle Tennessee State	1	Rutgers	2	Wichita State	2
Dartmouth	1	Miles College	1	Samford	1	Williams	1
Davidson	1	Millikin	1	Sam Houston State	1	Winston Salem-State	1
Dayton	1	Minnesota	4	San Diego State	7	Wisconsin	4
Duke	2	Mississippi	3	San Jose State	5	Wisconsin-LaCrosse	1
Earlham College	1	Mississippi State	3	South Carolina	7	Wooster	1
East Carolina	3	Mississippi Valley State	3	South Carolina State	2	Wyoming	1
East Tennessee State	1	Missouri	2	South Dakota	1	Xavier (Ohio)	1
Eastern Illinois	1	Montana	2	Southern Arkansas	2	Yale	1
Eastern Kentucky	1	Montana State	1	Southern California	7	No college	2
Eastern Michigan	2	Morehead State	3	Southern Illinois	1		
Eastern Washington	2						
Evansville	1						
Findlay	2						
Fisk	1						
Florida	12						
Florida A&M	4						
Florida State	4						
Fresno State	6						
Frostburg State	1						
Furman	2						
Georgia	4						
Grambling	6						
Hampton (Va.)	1						
Harvard	1						
Hawaii	1						

BENGALS TAP THE BUCKEYE PIPELINE

Ohio State is the top supplier of college talent to the Bengals, with 18 former Buckeyes having qualified for the team's official all-time roster. The list is headlined by former Pro Bowl FB **Pete Johnson** (1977-83), the No. 3 rusher in Bengals history, as well as by RB **Archie Griffin** (1976-83), CB **Ray Griffin** (1978-84), OT **Rufus Mayes** (1970-78) and DT **Dan Wilkinson** (1994-97).

Arizona State is second with 13 Bengals alumni and Florida ranks third with 12. The University of Cincinnati has 11 players on the list, tied with Auburn, Penn State and West Virginia for fourth place. Miami (Fla.) has 10 Bengals alumni, followed by Colorado, Miami (Ohio), Michigan, Notre Dame and Pittsburgh with nine each.

BENGALS ALL-TIME ROSTER

To be eligible for the all-time roster, a player must have been in uniform for at least one regular season or postseason game, or spent a minimum of four games on the roster (including inactive status) or on the IR, NFL or PUP lists. The Practice Squad and/or Left Squad lists do not qualify.

NO. NAME POS. YRS. COLLEGE

A

52	Adams, Doug	LB	'71-74	Ohio State
40	Alexander, Charles	HB-FB	'79-85	Louisiana State
82	Alexis, Alton	WR	'80	Tulane
33	Ambrose, Ashley	CB	'96-98	Miss. Valley St.
89	Amstler, Martin	DE	'70	Evansville
31	Anderson, Jerry	S	'77	Oklahoma
14	Anderson, Ken	QB	'71-86	Augustana (Ill.)
71	Anderson, Willie	OT	'96-02	Auburn
78	Archer, Dan	OT	'68	Oregon
33	Armour, JoJuan	S-LB	'99-02	Miami (Ohio)
61	Aranson, Doug	G	'87	San Diego State
65	Arthur, Mike	C	'91-92	Texas A&M
51	Avery, Ken	LB	'69-74	So. Mississippi

B

85	Baccaglio, Martin	DE	'68-70	San Jose State
79	Bacon, Coy	DE	'76-77	Jackson State
10	Bahr, Chris	K	'76-79	Penn State
18	Bailey, Thomas	WR	'95	Auburn
42	Ball, Eric	FB-KR	'89-94	UCLA
38	Banks, Estes	RB	'68	Colorado
90	Bankston, Michael	DE	'98-00	Sam Houston State
35	Barber, Chris	S	'87-89*	North Carolina A&T
86	Barber, Mike	WR	'90-92*	Marshall
53	Barker, Leo	LB	'84-91	New Mexico State
93	Barndt, Tom	DT	'00	Pittsburgh
38,35	Basnight, Michael	RB	'99-00*	North Carolina A&T
84	Bass, Don	WR-TE	'78-81	Houston
89	Battaglia, Marco	TE	'96-01	Rutgers
31	Battle, Ralph	DB	'84	Jacksonville State
23,49	Bean, Robert	CB	'00-01	Mississippi State
58	Beauchamp, Al	LB	'68-75	Southern U.
26	Bell, Leonard	S	'87	Indiana
40	Bell, Myron	S	'98-99	Michigan State
21	Benjamin, Ryan	RB	'93	Pacific
35	Bennett, Antoine	CB	'91-92	Florida A&M
16	Bennett, Ben	QB	'87	Duke
36	Bennett, Brandon	RB-KR	'98-02*	South Carolina
57	Bentley, Ray	LB	'92	Central Michigan
66	Bergey, Bill	LB	'69-73	Arkansas State
82	Berry, Royce	DE	'69-75*	Houston
79	Berthussen, Bill	DE	'87	Iowa State
21	Bienlemy, Eric	RB-KR	'95-98	Colorado
24	Billups, Lewis	CB	'86-91	North Alabama
36	Blackman, Ken	G	'96-99*	Illinois
37	Blackmon, Roosevelt	CB	'98-99	Morris Brown
29	Blackwood, Lyle	S	'73-75	TCU
74	Blados, Brian	G-OT	'84-91	North Carolina
45	Blair, Michael	FB	'98	Ball State
8	Blake, Jeff	QB	'94-99	East Carolina
96	Booker, Vaughn	DE	'00-02	Cincinnati
32	Borders, Nate	S	'87	Indiana
61	Boyersky, Jerry	NT	'82-85	Pittsburgh
85	Boyd, LaVell	WR	'00	Louisville
85	Brabham, Dan	LB	'68	Arkansas
60	Bradley, Chuck	OT	'93	Kentucky
55	Brady, Ed	LB	'86-91	Illinois
74	Braham, Rich	G-C	'94-02*	West Virginia
58	Braxton, David	LB	'94	Wake Forest
3,10	Breech, Jim	K	'80-92	California
34	Breeden, Louis	CB	'78-87	N. Carolina Central
18	Breen, Adrian	QB	'87	Morehead State
83	Brennan, Brian	WR	'92	Boston College
60	Brennan, Mike	OT	'90-91	Notre Dame
88	Brewer, Sean	TE	'01-02*	San Jose State
10	Brice, Will	P	'99	Virginia
47	Bright, Greg	S	'80-81	Morehead State
65	Briz, Darrick	C	'94-98	Oregon State

NO.	NAME	POS.	YRS.	COLLEGE
43	Brim, Mike	CB	'93-95	Virginia Union
82	Brooks, Billy	WR	'76-79	Oklahoma
21	Brooks, James	RB	'84-91	Auburn
33	Broussard, Steve	RB	'94	Washington State
75	Brown, Anthony	OT-G	'95-98	Utah
78	Brown, Bob	DT	'75-76	Arkansas A.M.&N
81	Brown, Eddie	WR	'85-91	Miami (Fla.)
86	Brown, Ken	WR	'87	Southern Arkansas
80	Brown, Tom	WR	'87	Augustana (S.D.)
21	Browner, Jim	S	'79-80	Notre Dame
79	Browner, Ross	DE	'78-86	Notre Dame
72	Brumfield, Scott	G	'93-97	Brigham Young
52	Buchanan, Tim	LB	'69	Hawaii
99	Buck, Jason	DE	'87-90	Brigham Young
96	Buckner, Brentson	NT	'97	Clemson
89	Bule, Drew	WR	'72	Calatwa
74	Bujnoch, Glenn	G	'76-82	Texas A&M
55	Buncum, Frank	LB	'68	Southern California
28	Burf, Scott	S	'79	Oklahoma State
67	Burley, Gary	DE	'75-83*	Pittsburgh
38	Burns, Jason	RB	'95	Wisconsin
21	Burris, Jeff	CB	'02	Notre Dame
58	Bush, Blair	C	'78-82	Washington
88	Bush, Steve	TE-FB-LS	'97-00	Arizona State
27	Bussey, Barney	S	'86-92	South Carolina St.

C

68	Cadigan, Dave	G	'94	Southern California
50	Cameron, Glenn	LB	'75-85	Florida
64	Canale, Justin	G	'69	Mississippi State
34	Carey, Richard	CB-PR	'89	Idaho
70	Carpenter, Ron	DT-DE	'70-76	North Carolina St.
32	Carpenter, Ron	S	'93	Miami (Ohio)
86	Carroll, Wesley	WR	'93	Miami (Fla.)
45	Carter, Carl	CB	'90	Texas Tech
42	Carter, Chris	S	'00-01	Texas
32	Carter, Ki-Jana	RB	'95-99*	Penn State
21	Carter, Tom	CB	'99-01	Notre Dame
11	Carter, Virgil	QB	'70-73*	Brigham Young
37	Casanova, Tommy	S-KR	'72-77	Louisiana State
56	Catchings, Toney	LB	'87	Cincinnati
81	Chandler, Al	TE	'73-74	Oklahoma
24	Chapman, Clarence	CB	'80-81	Eastern Michigan
91	Chevrier, Randy	LS	'01	McGill (Canada)
79	Chomyszak, Steve	DT-DE	'68-73	Syracuse
11	Christensen, Jeff	QB	'83	Eastern Illinois
57	Clark, Bernard	LB	'90-91	Miami (Fla.)
42,35	Clark, Boobie	FB	'73-78	Bethune-Cookman
11	Clark, Bryan	QB	'84	Michigan State
21	Clark, Rico	CB	'99	Louisville
11	Clark, Wayne	QB	'74	U.S. International
—	Clayton, Alonzo	WR	'98*	Northern Iowa
61	Coats, Tony	G	'99	Washington
24	Cobb, Marvin	S	'75-79	Southern California
89	Cobb, Mike	TE	'77	Michigan State
23	Coleman, Al	S	'69-71	Tennessee State
60	Coleman, Reggie	OT	'02	Tennessee
55	Collins, Andre	LB	'95-97	Penn State
90	Collins, Gerald	LB	'95	Vanderbilt
76	Collins, Glen	DE	'82-85	Mississippi State
80	Collinsworth, Cris	WR	'81-88	Florida
38	Conley, Steve	RB	'72	Kansas
12	Cook, Greg	QB	'69-74*	Cincinnati
92	Copeland, John	DE-OT	'93-00	Alabama
81	Corbett, Jim	TE	'77-80	Pittsburgh
76	Cornish, Frank	DT	'70	Grambling
88	Costel, Bruce	TE	'69-76	Pacific
6	Costello, Brad	P	'98-99	Boston U.
45,29	Cottrhan, Jeff	FB	'94-96	Ohio State
70	Cotton, Barney	G	'79	Nebraska
52	Cousino, Brad	LB	'75	Miami (Ohio)
4	Covington, Scott	QB	'99-01	Miami (Fla.)
10	Crabtree, Eric	WR	'69-71	Pittsburgh
34	Craig, Neal	S	'71-73	Fisk
72	Cupp, Keith	OT	'87	Findlay

NO.	NAME	POS.	YRS.	COLLEGE
98	Curtis, Canute	LB	'97-02	West Virginia
85	Curtis, Isaac	WR	'73-84	San Diego State
— D —				
96	Davidson, Kenny	DE	'96	Louisiana State
26	Davis, Charlie	RB-KR	'74-75*	Colorado
—	Davis, Joel	G	'97*	Army
35	Davis, Lee	CB	'85	Mississippi
21	Davis, Oliver	S	'81-82	Tennessee State
27	Davis, Ricky	S	'75	Alabama
35, 25	Davis, Tony	RB-KR	'76-78	Nebraska
93	DeAyala, Kiki	LB	'86-87	Texas
85	DeGraffenreid, Allen	WR	'93	Ohio State
50	DeLeone, Tom	G-C	'72-73	Ohio State
73	DeMarco, Brian	G	'99	Michigan State
63	Dennis, Guy	G	'69-72	Florida
74	Dennis, Mark	OT	'94	Illinois
56	DePaso, Tom	LB	'78	Penn State
51	Devlin, Chris	LB	'75-78*	Penn State
34	Dillahun, Ellis	S	'88	East Carolina
28	Dillon, Corey	RB	'97-02	Washington
38	Dingle, Mike	RB	'91-92*	South Carolina
52, 51	Dinkel, Tom	LB	'78-83, '85	Kansas
51	Dixon, Gerald	LB	'96-97	South Carolina
29	Dixon, Rickey	DB	'88-92	Oklahoma
66	Donahue, Mark	G	'78-79	Michigan
10	Dorsch, Travis	P-K	'02	Purdue
76	Doughty, Mike	OT	'99-00*	Notre Dame
67	Douglas, David	OT	'86-88	Tennessee
45	Douthard, Ty	RB	'97	Illinois
44	Dressler, Doug	RB	'70-74*	Chico State
41	Duckett, Forey	DB	'94	Nevada-Reno
81	Dugans, Ron	WR	'00-02	Florida State
80	Dunn, David	WR-KR	'95-98	Fresno State
21	Dunn, Paul	RB	'70	U.S. International
29	Durko, Sandy	S	'70-72*	Southern California
27	Dyer, Ken	S	'69-71	Arizona State

— E —

70	Eaddy, James	NT	'87	New York Tech
87	Edmonds, Chris	TE	'02	West Virginia
73	Edwards, Eddie	DE-OT	'77-88	Miami (Fla.)
36	Elliott, Lenvil	RB	'73-78	NE Missouri State
59	Ely, Larry	LB	'70-71	Iowa
52	Elzey, Paul	LB	'68	Toledo
50	Erickson, Bernard	LB	'68	Ablene Christian
17	Ernst, Mike	QB	'73-74	Cal State-Fullerton
7	Estason, Boomer	QB	'84-92, '97	Maryland

— F —

31	Fain, Richard	CB	'91	Florida
63	Fairchild, Greg	G	'76-77	Tulsa
33	Farley, John	RB	'84	Cal St.-Sacramento
83	Farmer, Danny	WR	'00-02	UCLA
96	Fears, Willie	DE	'87	Northwestern St. (La.)
44	Fenner, Derrick	FB	'92-94	North Carolina
72	Fest, Howard	G-OT	'68-75	Texas
25	Fisher, Charles	CB	'99-00*	West Virginia
52	Flaherty, Tom	LB	'87	Northwestern
71	Fletcher, John	G	'87	Texas A&I
55	Foley, Steve	LB	'98-02*	Northeast Louisiana
11	Ford, Mike	QB	'82	Southern Methodist
50	Francis, James	LB	'90-98	Baylor
39	Franklin, Pat	RB	'87	Southwest Texas St.
43	Frazier, Curt	CB	'68	Fresno State
49, 58	Frazier, Guy	LB	'81-84	Wyoming
12	Frerotte, Gus	QB	'02	Tulsa
97	Frier, Mike	DE	'92-94	Appalachian State
47, 83	Frisch, David	TE	'93-94	Colorado State
33	Fritts, Stan	RB	'75-76	North Carolina St.
33	Fulcher, David	S	'86-92	Arizona State
17	Fulhage, Scott	S	'87-88	Kansas State
42	Fuller, Mike	S-PR	'81-82	Auburn

— G —

18	Gallery, Jim	K	'89	Minnesota
48	Garrett, John	WR	'89	Princeton
89	Garrett, Shane	WR-KR	'91-92*	Texas A&M
11	Gaynor, Doug	QB	'86	Cal State-Long Beach

NO.	NAME	POS.	YRS.	COLLEGE
26	Gehrke, Jack	WR	'69	Utah
89	George, Tim	WR	'73	Carson-Newman
48	Gibler, Andy	TE	'83	Missouri
84	Gibson, Damon	WR-KR	'98	Iowa
99	Gibson, Oliver	DT-NT	'99-02	Notre Dame
30	Gillhard, Cory	S	'97	Ball State
64	Glass, Bill	G	'80	Baylor
42	Glover, LaVar	CB	'02	Cincinnati
63	Goff, Mike	G-OT	'98-02	Iowa
58	Gordon, Alex	LB	'91-93	Cincinnati
33	Graham, Kenny	S	'70	Washington State
41	Graham, Scottie	RB	'97	Ohio State
24	Grant, Alan	CB	'93	Stanford
98	Grant, David	NT	'88-91	West Virginia
91	Granville, Billy	LB	'97-00	Duke
41	Graves, White	S	'68	Louisiana State
41	Green, Dave	P-K	'74-75	Ohio U.
28	Green, Harold	RB	'90-95	South Carolina
45	Griffin, Archie	RB	'76-83*	Ohio State
87	Griffin, Damon	WR-KR	'99-00	Oregon
22	Griffin, James	S	'83-85	Middle Tenn. St.
76	Griffin, Jim	DE	'68	Grambling
44	Griffin, Ray	CB	'78-84	Ohio State
46	Groce, Cifl	FB	'99-00	Texas A&M
28	Gullitory, John	DB	'69-70	Stanford
27	Gunn, Lance	S	'93	Texas
89	Gunner, Harry	DE	'68-69	Oregon State
62	Gutierrez, Brock	C-G	'96-02	Central Michigan

— H —

45	Haddix, Wayne	CB	'91	Liberty
35	Haffner, Mike	WR	'71	UCLA
26	Hall, Cory	S	'99-02	Fresno State
71	Hammerstein, Mike	DE-NT	'86-90*	Michigan
66	Hannula, Jim	OT	'83	Northern Illinois
45, 41	Hardy, Adrian	CB	'94-95	Northwestern St. (La.)
36	Hargrove, Jim	RB	'81	Wake Forest
57	Harris, Ed	LB	'69	Louisville
53	Harris, Bo	LB	'75-82	Louisiana State
26	Harris, Jim	DB	'71	Howard Payne
83	Harris, M.L.	TE	'80-85	Kansas State
8	Harris, Nick	P	'01-02	California
27	Hawkins, Artrell	CB	'98-02	Cincinnati
5	Hayes, Jeff	P	'86	North Carolina
69	Headrick, Sherrill	LB	'68	TCU
20	Hearst, Garrison	RB	'96	Georgia
36	Heath, Jo-Jo	KR-DB	'80	Pittsburgh
22	Heath, Rodney	CB	'99-01	Minnesota
38	Henson, Champ	RB	'75	Ohio State
34	Herock, Ken	TE	'68	West Virginia
16	Hertel, Rob	QB	'78	Southern California
56	Hibler, Mike	LB	'68	Stanford
27	Hicks, Bryan	S	'80-84*	McNeese State
84, 19	Hill, Jeff	WR-KR	'94-96	Purdue
89	Hillary, Ira	WR-KR	'87-89	South Carolina
98	Hinkle, George	DE	'93	Arizona
83	Holden, Steve	WR	'77	Arizona State
40	Hollifield, John	RB	'88-89*	West Virginia
76	Holland, Vernon	OT	'71-79	Tennessee State
12	Hollas, Don	QB	'91-94*	Rice
82	Holman, Rodney	TE	'82-92	Tulane
71	Horn, Rod	NT	'80-81	Nebraska
10	Horne, Greg	P	'87	Arkansas
20	Horton, Ray	CB	'83-88	Washington
84	Houshmandzadeh, T.J.	WR-KR	'01-02	Oregon State
20	Howard, Ty	CB	'99	Ohio State
71	Howe, Garry	NT	'93	Colorado
85	Hudson, James	WR-KR	'96-99	Portland State
20	Hunt, Bobby	S	'68-69	Auburn
31	Hunt, Gary	DB	'87	Murphy State
72	Hunt, Ron	OT	'76-78	Oregon

— I —

92	Inglis, Tim	LB	'87-88	Toledo
----	-------------	----	--------	--------

— J —

23	Jackson, Bernard	S-CB-KR	'72-76	Washington State
65	Jackson, John	OT	'00-01	Eastern Kentucky
37	Jackson, Robert	S	'81-87, '89*	Central Michigan

(continued)

(All-Time Roster, continued)

NO.	NAME	POS.	YRS.	COLLEGE
80	Jackson, Willie	WR	'98-99	Florida
80	James, Lynn	WR	'90-91	Arizona State
80	Jauron, Dick	S	'78-81*	Yale
57	Jefferson, Kevin	LB	'94-95	Lehigh
87	Jeffries, Curtis	TE	'87	Louisville
84	Jenkins, Mike	WR	'97	Hampton
25	Jennings, Ligarius	CB	'01-02	Tennessee State
36	Jennings, Stanford	FB-KR	'84-90	Furman
68	Jetton, Paul	C-G	'89-91	Texas
30	Johnson, Bill	RB	'85-87	Arkansas State
54	Johnson, Bob	C	'68-79	Tennessee
85	Johnson, Chad	WR	'01-02	Oregon State
68, 99	Johnson, Donnell	OT	'93	Johnson C. Smith
19	Johnson, Essex	RB	'68-75	Grambling
29	Johnson, Jim	DB	'69	South Carolina St.
55	Johnson, John	LB	'94	Clemson
10	Johnson, Ken	DE	'71-77	Indiana
11	Johnson, Lee	P-K	'88-98	Brigham Young
43	Johnson, Mark	S	'87	Western Kentucky
46	Johnson, Pete	FB	'77-83	Ohio State
50	Johnson, Riall	LB	'01-02	Stanford
32	Johnson, Rudi	RB-KR	'01-02	Auburn
90	Johnson, Tim	DT	'96	Penn State
78	Johnson, Walter	DT	'77	Los Angeles State
18	Joiner, Charlie	WR	'72-75	Grambling
57	Jolitz, Evan	LB	'74	Cincinnati
32	Jones, Bob	S	'73-74	Virginia Union
66	Jones, Dan	OT	'93-95	Maine
76	Jones, Levi	OT	'02	Arizona State
25	Jones, Rod (Roderick)	CB	'90-96	Southern Methodist
60	Jones, Rod (Rodrek)	OT-G	'96-00	Kansas
24	Jones, Roger	CB	'94-96	Tennessee State
77	Jones, Scott	OT	'89, '91	Washington
74, 78	Jones, Willie Lee	DT-DE	'68, 70-71	Kansas St.
—	Jordan, Kevin	WR	'96*	UCLA
36	Joseph, James	RB	'95	Auburn
12	Joseph, Kerry	QB	'96	McNeese State
10	Justin, Paul	QB	'98	Arizona State

— K —

34	Kaesviharn, Kevin	CB	'01-02	Augustana (S.D.)
62	Kalis, Todd	G	'95	Arizona State
84	Kattus, Eric	TE	'86-91	Michigan
56	Kearney, Tim	LB	'72-74	Northern Michigan
29	Keaton, Curtis	RB	'00-01	James Madison
44	Keelling, Rex	P	'68	Samford
24	Kellermann, Ernie	S	'72	Miami (Ohio)
77	Kelly, Bob	OT	'68	New Mexico State
58	Kelly, Joe	LB	'86-89	Washington
87	Kelly, Mike	TE	'70-72	Davidson
—	Kelly, Stephen	S	'02*	Winston-Salem State
98	Kelly, Todd	DE	'95-96	Tennessee
26	Kemp, Bobby	S	'81-86	Cal State-Fullerton
89	Kern, Don	TE	'84-85	Arizona State
65	Kindricks, Bill	DT	'68	Alabama A&M
47	King, Charlie	CB	'68-69	Purdue
90	King, Emanuel	LB	'85-88	Alabama
41	King, Joe	S	'91	Oklahoma State
28	Kinnbrew, Larry	FB	'83-87	Tennessee State
55	Kirk, Randy	LB	'92-93	San Diego State
3	Klma, Jon	QB	'01-02	Central Washington
7, 15	Klingler, David	QB	'92-95	Houston
71	Koch, Pete	DT	'84	Maryland
50	Koegel, Vic	LB	'74	Ohio State
68	Kollar, Bill	DT	'74-76	Montana State
30	Kors, R.J.	S	'93	Cal State-Long Beach
64	Kozerski, Bruce	C-G-OT	'84-95	Holy Cross
86	Kreider, Steve	WR	'79-86	Lehigh
15	Kresser, Eric	QB	'97-99	Marshall
75	Krevis, Al	OT	'75	Boston College
69	Krumrie, Tim	NT	'83-94	Wisconsin
59	Kurnick, Howie	LB	'79-80*	Cincinnati

— L —

40	Lamb, Ron	RB	'68-71	South Carolina
94, 58	Langford, Jevon	DE	'96-01	Oklahoma State
62	Lapham, Dave	G-C-OT	'74-83	Syracuse

NO.	NAME	POS.	YRS.	COLLEGE
83	Law, Dennis	KR-WR	'78	East Tennessee St.
68	Lawson, Steve	G	'71-72	Kansas
55	LeClair, Jim	LB	'72-83	North Dakota
58	Leeuwenburg, Jay	G-C	'99	Colorado
88	Levenseller, Mike	WR	'79-80	Washington State
15	Lewis, Dave	P-QB	'70-73	Stanford
77	Leyva, Victor	G-T	'01-02	Arizona State
75	Linn, Jack	G-OT	'93	West Virginia
11	Livingston, Dale	P-K	'68-69	Western Michigan
52	Logan, James	LB	'95	Memphis
29, 23	Logan, Marc	RB	'87-88	Kentucky
30	Lott, Anthonie	CB	'97	Florida
	Luchey, Nicolas (formerly Nick Williams)	FB/H-B	'99-02	Miami (Fla.)
29	Lusby, Vaughn	KR-CB	'79	Arkansas

— M —

34	Mack, Tremain	S-CB-KR	'97-00	Miami (Fla.)
77	Maddox, Bob	DE	'74	Frostburg State
47	Maidlow, Steve	LB	'83-84	Michigan State
9	Manca, Massimo	K	'87	Penn State
44	Manning, Aaron	CB	'87	Iowa State
58, 60	Manos, Sam	C	'87	Marshall
44	Manual, Marquand	S	'02	Florida
83	Marshall, Ed	WR	'71	Cameron (Okla.)
88	Martin, Mike	WR-KR	'83-89	Illinois
24	Mathias, Ric	CB	'98-99*	Wisconsin-LaCrosse
57, 52	Matlock, John	C	'68	Miami (Fla.)
73	Matson, Pat	G	'68-74	Oregon
96	Maxey, Curtis	NT	'88	Grambling
71	Mayes, Rufus	OT	'70-78	Ohio State
82	McCall, Ed	WR	'68	Miles College
72	McClendon, Skip	DE	'87-91	Arizona State
65, 66	McClure, Wayne	LB	'68, '70	Mississippi
40	McCluskey, David	RB	'87	Georgia
—	McCullough, Deland	RB	'96*	Miami (Ohio)
86	McDaniel, John	WR	'74-77	Lincoln
56	McDonald, Ricardo	LB	'92-97	Pittsburgh
85	McGee, Tim	WR-KR	'86-92, '94-95*	Tennessee

82	McGee, Tony	TE	'93-01	Michigan
96	McGhee, Kanavis	LB	'94	Colorado
59	McGill, Karmeeleah	LB	'93	Notre Dame
87	McInally, Pat	P-WR	'76-85	Harvard
43	McMullen, Kirk	TE	'01	Pittsburgh
42	McVea, Warren	WR-KR	'68	Houston
85, 45	Meehan, Greg	WR	'87	Bowling Green
58	Megna, Marc	LB	'00	Richmond
62	Melander, Jon	G	'92	Minnesota
59	Melontree, Andrew	LB	'80	Baylor
68	Middendorf, Dave	G	'68-69	Washington State
36	Miles, Ostell	RB	'92-93	Houston
44	Milne, Brian	FB	'96-99	Penn State
72	Mitchell, Mack	DE	'79	Houston
19	Mitchell, Scott	QB	'00-01	Utah
99	Miltz, Alonzo	DE	'91-92	Florida
93	Monds, Mario	DT	'01-02*	Cincinnati
28	Montgomery, Cleotha	KR-RB	'80	Abilene Christian
65	Montoya, Max	G-OT	'79-89	UCLA
60	Moore, Blake	C	'80-83	Wooster
60	Moore, Eric	OT	'94	Indiana
—	Moore, Freddie	OT	'01*	Florida A&M
29	Moore, Kelvin	S	'98-99*	Morgan State
65	Moore, Maulty	DT	'75	Bethune-Cookman
93	Morabito, Tim	DT	'96	Boston College
21	Morgan, Melvin	CB	'76-78	Mississippi Valley St.
26	Morrison, Reece	RB	'72-73	Southwest Texas St.
73	Moyer, Ken	G-OT	'89-94*	Toledo
16	Muhlmann, Horst	K	'69-74	none
78	Munoz, Anthony	OT	'80-92	Southern California
25	Myers, Chip	WR	'69-76	Northwestern Okla.
31	Myers, Greg	S-PR	'96-99	Colorado State
37	Myles, Reggie	CB	'02	Alabama

— N —

41	Neal, Lorenzo	FB	'01-02	Fresno State
52	Neal, Randy	LB	'95-96	Virginia
53	Neider, John	LB	'68	Louisville
42	Niehoff, Rob	S	'87	Cincinnati

NO.	NAME	POS.	YRS.	COLLEGE
95	Nix, Roosevelt	DE	'92-93	Central State (Ohio)
12	Norseth, Mike	QB	'87-88	Kansas
89	Novak, Jack	TE	'75	Wisconsin
— O —				
68	Obrovac, Mike	G-OT	'81-83	Bowling Green
12	O'Donnell, Neil	QB	'98	Maryland
72	O'Dwyer, Matt	G	'99-02	Northwestern
92	Ogbogu, Eric	DE	'02	Maryland
96	Oglesby, Alfred	DT	'95	Houston
52	Ogletree, Craig	LB	'90	Auburn
29	Oliver, Louis	S	'94	Florida
26	Orlando, Bo	S	'96-97	West Virginia

— P —				
74	Park, Ernie	G	'69	McMurry
86	Parker, Carl	WR	'88-89	Vanderbilt
24	Parker, Sirr	CB	'00	Texas A&M
20	Parrish, Lemar	CB-KR	'70-77	Lincoln
93	Parten, Ty	DE	'93-95	Arizona
27	Paul, Tito	CB	'97	Ohio State
64	Payne, Rod	C	'97-98*	Michigan
20	Peacock, Elvis	RB	'81	Oklahoma
9	Pelfrey, Doug	K	'93-99	Kentucky
64	Perreault, Pete	G	'68	Boston U.
31	Perry, Jason	S	'02	North Carolina State
32	Perry, Scott	CB	'76-79	Williams
77	Peters, Frank	OT	'69	Ohio U.
50	Peterson, Ben	LB-LS	'99	Pittsburg State
53	Peterson, Bill	LB	'68-72	San Jose State
10	Philcox, Todd	QB	'90	Syracuse
30	Phillips, Jess	RB-DB	'68-72	Michigan
59	Phillips, Ray	LB	'77-78	Nebraska
81, 80	Pickens, Carl	WR	'92-99	Tennessee
42	Pickering, Clay	WR	'84-85	Maine
58, 97	Pillman, Brian	LB	'84	Miami (Ohio)
81	Pleasant, Marquis	WR	'87	Southern Methodist
61	Poe, Bill	G	'87	Morehead State
76	Pollard, Trent	G-OT	'94-96*	Eastern Washington
35	Poole, Nathan	RB	'79-80	Louisville
13	Pope, Daniel	P	'00	Alabama
32	Price, Mitchell	CB-PR	'90-93	Tulane
60	Pritchard, Ron	LB	'72-77	Arizona State
68	Purello, Dave	DT	'78	Eastern Michigan
97	Purvis, Andre	DT-DE	'97-99	North Carolina

— Q —				
89	Query, Jeff	WR	'92-95	Millikin
— R —				
5	Rackers, Neil	K	'00-02	Illinois
81	Randall, Dennis	DE	'68	Oklahoma State
27	Randolph, Al	CB	'72	Iowa
20	Randolph, Thomas	CB	'98	Kansas State
61	Rayam, Tom	G	'92-93	Alabama
51	Razzano, Rick	LB	'80-84	Virginia Tech
52	Reasons, Gary	LB	'92	Northwestern St. (La.)
11	Reaves, John	QB	'75-78	Florida
79	Rehberg, Scott	G	'00-02	Central Michigan
74	Reid, Mike	DT	'70-74	Penn State
75	Reimers, Bruce	G-OT	'84-91	Iowa State
67	Reinke, Jeff	DE	'87	Mankato State
88	Rembert, Reggie	WR	'91-93	West Virginia
70	Rice, Andy	DT	'68-69	Texas Southern
46	Rice, Dan	RB	'87	Michigan
68	Richey, Tom	G-OT	'87	Kentucky
72	Ridgle, Elston	DE	'92	Nevada-Reno
87	Riggs, Jim	TE	'87-92	Clemson
66, 99	Riley, Bob	OT	'87	Indiana
13	Riley, Ken	CB	'69-83	Florida A&M
52, 64,				
50	Rimington, Dave	C	'83-87	Nebraska
23	Robinson, Frank	CB	'92	Boise State
81	Robinson, Patrick	WR-KR	'93	Tennessee State
18	Robinson, Paul	RB	'68-72	Arizona
79	Rogers, Lamar	DE	'91-92	Auburn
20	Roman, Mark	CB-S	'00-02	Louisiana State
81	Roman, Nick	DE	'70-71	Ohio State

NO.	NAME	POS.	YRS.	COLLEGE
83, 48	Romasko, Dave	TE	'87	Carroll College
94	Romer, Rich	LB	'88-89	Union (N.Y.)
57	Ross, Adrian	LB	'98-02	Colorado State
89, 84	Ross, Dan	TE	'79-83, '85	Northeastern
77	Rourke, Jim	OL	'88	Boston College
95	Rucker, Keith	DT	'94-95	Ohio Wesleyan
82, 70	Russell, Wade	TE	'87	Taylor
51	Ruud, Tom	LB	'78-79	Nebraska

— S —				
70	Saddler, Rod	DE	'91	Texas A&M
87	Sadowski, Troy	TE	'94-96	Georgia
27	Saffold, Saint	WR	'68	San Jose State
72	St. Clair, Mike	DE	'80-82	Grambling
48	St. Louis, Brad	LS-TE	'00-02	SW Missouri State
77	Sargent, Kevin	OT-G	'92-98*	Eastern Washington
98	Savage, Tony	DE	'92	Washington State
23	Sawyer, Corey	CB-KR	'94-98	Florida State
22	Sawyer, Ken	S	'74	Syracuse
89	Schobel, Matt	TE	'02	TCU
15	Schonert, Turk	QB	'80-85, '87-89	Stanford

10	Schroeder, Jay	QB	'93	UCLA
59	Schuh, Jeff	LB	'81-85	Minnesota
59	Schutt, Scott	LB	'87	North Dakota State
37	Scott, Bill	CB	'68	Idaho
86	Scott, Darnay	WR	'94-01*	San Diego State
74	Scott, Tom	OT	'93	East Carolina
76	Scrafford, Kirk	OT	'90-92	Montana
55	Sellers, Lance	LB	'87	Boise State
35	Shade, Sam	S	'95-98	Alabama
90	Shaw, Eric	LB	'92-94	Louisiana Tech
68	Shaw, Scott	C	'98	Michigan State
39	Shaw, Sedrick	RB	'99	Iowa
30	Shelby, Willie	KR-RB	'76-77	Alabama
30	Shelling, Chris	S	'95-96	Auburn
23	Sherman, Rod	WR-K	'68	Southern California
64	Shinners, John	G	'73-77	Xavier (Ohio)
59	Shumon, Ron	LB	'78	Wichita State
56	Simmons, Brian	LB	'98-02	North Carolina
96	Simmons, Clyde	DE	'98	Western Carolina
25	Simmons, John	CB-KR	'81-86	Southern Methodist
22	Simmons, Marcello	CB	'93	Southern Methodist
56	Spinks, Ron	LB	'80-86*	Michigan
84	Sims, Reggie	TE	'87	Northern Illinois
70	Skow, Jim	DE	'86-89	Nebraska
45	Smiley, Tom	RB	'68	Lamar
11	Smith, Akili	QB	'99-02	Oregon
70	Smith, Artie	DE	'94-96	Louisiana Tech
91	Smith, Brad	LB	'93	TCU
25	Smith, Daryl	CB	'87-88	North Alabama
60	Smith, Dave	OT	'88	Southern Illinois
31	Smith, Fletcher	CB-S-P	'68-71	Tennessee State
62	Smith, Gary	WR	'84	Virginia Tech
76	Smith, Jeff	DE	'87	Earlham College
90	Smith, Justin	DE	'01-02	Missouri
62	Smith, Ken	G	'87	Miami (Ohio)
83	Smith, Kendal	WR-KR	'89-90	Utah State
68	Smith, Ron	DT	'02	Lane College
24	Smith, Tommie	WR	'69	San Jose State
59	Spearman, Armegis	LB	'00-02*	Mississippi
22	Spencer, Jimmy	CB	'96-97	Florida
51	Spikes, Takeo	LB	'98-02	Auburn
48	Spiller, Phil	S	'68	Los Angeles State
52	Sprotte, Jimmy	LB	'88-99	Arizona
83	Staley, Bill	DT	'68-69	Utah
79	Stallings, Ramondo	DE	'94-98*	San Diego State
70	Steele, Glen	DT-DE	'98-02	Michigan
84	Stegal, Milt	WR	'92-94	Miami (Ohio)
75	Stephens, Jmain	OT-TE	'99-02*	North Carolina A&T
53	Stephens, Santo	LB	'94	Temple
86	Stewart, Tony	TE	'02	Penn State
15	Stola, John	QB	'68-69	Buffalo
96, 67	Stubbs, Daniel	DE	'91-93	Miami (Fla.)
23	Suggs, Shafer	S	'80	Ball State
19	Sunter, Ian	K	'80	none
41	Swanson, Terry	P	'69	Massachusetts
66	Szalay, Thatcher	G	'02	Montana

(continued)

(All-Time Roster, continued)

NO.	NAME	POS.	YRS.	COLLEGE
— T —				
71	Tamm, Ralph	G	'91	West Chester
23	Tate, Rodney	RB-KR	'82-83	Texas
20	Taylor, Craig	RB-KR	'89-91	West Virginia
52	Terry, Tim	LB	'97	Temple
22	Thomas, Eric	CB	'87-92	Tulane
78	Thomas, Lee	DE	'73	Jackson State
24	Thomas, Sean	CB	'85	TCU
17	Thomas, Speedy	WR	'69-72	Utah
49	Thomason, Jeff	TE	'92-93	Oregon
48	Thompson, Craig	TE	'92-93	North Carolina A&T
12	Thompson, Jack	QB	'79-82	Washington State
24	Thompson, Lamont	S	'02	Washington State
93	Thompson, Mike	NT	'98	Wisconsin
83	Thornton, Reggie	WR	'93	Bowling Green
77	Tigges, Mark	OT	'87	Western Illinois
58,51	Tovar, Steve	LB	'93-97	Ohio State
51	Townsend, Brian	LB	'92	Michigan
59	Truitt, Greg	LS	'94-99*	Penn State
84	Trumpy, Bob	TE-WR	'68-77	Utah
96	Tuatagaloa, Natu	DE	'89-91	California
53	Turnbull, Tom	LB	'96-99*	Pittsburgh
43	Turner, Clem	RB	'69	Cincinnati
22	Turner, Deacon	RB	'78-80	San Diego State
35	Turner, Jimmy	CB	'83-86	UCLA
61	Tuten, Melvin	OT-TE	'95-96	Syracuse
84	Tweet, Rodney	WR	'87	South Dakota
17,83	Twynner, Gunnard	WR-KR	'97	Western Illinois

— V —

81	Verser, David	WR-KR	'81-84	Kansas
78	Vincent, Ted	DT	'78	Wichita State
34	Vinson, Ferdinandus	S	'91-94	North Carolina St.
11	Vitiello, Sandro	K	'80	Massachusetts
67	von Oelhoffen, Kimo	DL	'94-99	Boise State

— W —

63	Wagner, Ray	OT	'82	Kent State
27	Walker, Bracey	S	'94-96	North Carolina
59	Walker, Kevin	LB	'88-92	Maryland
88	Walker, Rick	TE	'77-79	UCLA
91	Wallerstedt, Brett	LB	'94-96*	Arizona State
10	Walsh, John	QB	'95	Brigham Young
11	Walter, Dave	QB	'87	Michigan Tech
63	Walter, Joe	OT	'85-97*	Texas Tech
75	Walters, Stan	OT	'72-74	Syracuse
51	Ward, David	LB	'87	Southern Arkansas
88	Ware, Derek	TE	'95	Central State (Okla.)
16	Warren, Dewey	QB	'68	Tennessee
80	Warrick, Peter	WR-PR	'00-02	Florida State
41	Washington, Sam	CB	'85	Miss. Valley St.
22	Washington, Ted	RB	'68	San Diego State
40	Watson, Pete	RB	'72	Tufts
70	Weaver, Emanuel	NT	'82-83*	South Carolina
73	Webb, Richmond	OT	'01-02	Texas A&M
19	Wells, Dana	NT	'89	Arizona
15	Wells, Mike	QB	'77	Illinois
82	Westbrook, Michael	WR	'02	Colorado
37	Wheeler, Leonard	CB	'92-96*	Troy State
86	White, Andre	TE	'68	Florida A&M
51	White, Leon	LB	'86-91	Brigham Young
63	White, Mike	DT	'79-80	Albany State (Ga.)
39	White, Sheldon	CB	'93	Miami (Ohio)
83	White, Sherman	DE	'72-75	California
75	Whitley, Wilson	DT	'77-82	Houston
70	Whitten, Bobby	DT	'81	Kansas
97	Whittington, Bernard	DT-DE	'01-02	Indiana

NO.	NAME	POS.	YRS.	COLLEGE
41	Wilcots, Solomon	S-CB	'87-90	Colorado
4,12	Wilhelm, Erik	QB	'89-91, '93-97	Oregon State
99	Wilkinson, Dan	DT-DE	'94-97	Ohio State
94	Williams, Alfred	LB-DE	'91-94	Colorado
31	Williams, Darryl	S	'92-95, '00-01	Miami (Fla.)
43	Williams, Ed	RB	'74-75	Langston
84	Williams, Gary	WR	'84	Ohio State
33	Williams, Jim	DB	'69	Alcorn State
6	Williams, Monk	WR-KR	'68	Arkansas A,M,N
	Williams, Nick (changed name to Nicolas Luchey)			
57	Williams, Reggie	LB	'76-89	Dartmouth
87	Williams, Stepfret	WR	'98	Northeast Louisiana
94	Williams, Tony	DT	'01-02	Memphis
33	Willis, Fred	RB	'71-72	Boston College
46	Wilson, Joe	RB-KR	'73	Holy Cross
67	Wilson, Mike	OT-RB	'69-70	Dayton
77	Wilson, Mike	OT	'78-85	Georgia
55,57	Wilson, Reinard	LB-DE	'97-02	Florida State
32	Wilson, Stanley	RB	'83-84, '86, '88	Oklahoma
83	Winans, Tydus	WR	'96	Fresno State
60	Withycombe, Mike	OT	'91-92	Fresno State
30,31	Woods, Ickey	FB	'88-91	Nevada-Las Vegas
49	Wright, Dana	RB	'87	Findlay
75	Wright, Ernie	OT	'68-71	Ohio State
42	Wright, Lawrence	S	'97, '99	Florida
14	Wyche, Sam	QB	'68-70	Furman

— Y —

84	Yeast, Craig	WR-KR	'99-00	Kentucky
----	--------------	-------	--------	----------

— Z —

91	Zander, Carl	LB	'85-91	Tennessee
45	Zellers, Ray	FB	'98	Notre Dame

* — Players whose all-time roster listing includes an asterisk were with the team for one or more seasons in which they were not in uniform for a game:

Chris Barber	1988	Don Hollas	1993
Mike Barber	1992	Robert Jackson	1981
Michael Basnight	2000	Dick Jauron	1981
Brandon Bennett	1999	Kevin Jordan	1996
Royce Berry	1975	Stephon Kelly	2002
Ken Blackman	1999	Howie Kurnick	1980
Rich Braham	1995	Ric Mathias	1999
Sean Brewer	2001	Deland McCullough	1996
Gary Burley	1975	Tim McGee	1995
Ki-Jana Carter	1995	Mario Monds	2002
Virgil Carter	1973	Freddie Moore	2001
Alonzo Clayton	1998	Kelvin Moore	1999
Greg Cook	1970-72, 1974	Ken Moyer	1992
Charlie Davis	1975	Rod Payne	1997
Joel Davis	1997	Trent Pollard	1996
Chris Devlin	1977	Kevin Sargent	1996
Mike Dingle	1992	Darnay Scott	2000
Mike Doughty	1999	Ron Simpkins	1981
Doug Dressler	1973	Armegis Spearman	2001
Sandy Durko	1972	Ramondo Stallings	1998
Charles Fisher	2000	Jamain Stephens	2002
Steve Foley	2002	Greg Truitt	1999
Shane Garrell	1992	Tom Turnulty	1999
Archie Griffin	1983	Brett Wallerstedt	1996
Mike Hammerstein	1988	Joe Walter	1994
Bryan Hicks	1984	Emanuel Weaver	1983
John Hollfield	1988	Leonard Wheeler	1994

BENGALS COACHING HISTORY

REGULAR SEASON

SEASON	HEAD COACH	RECORD			
		W	L	T	PCT.
1968	Paul Brown	3	11	0	.214
1969	Paul Brown	4	9	1	.308
1970-x	Paul Brown	8	6	0	.571
1971	Paul Brown	4	10	0	.286
1972	Paul Brown	8	6	0	.571
1973-x	Paul Brown	10	4	0	.714
1974	Paul Brown	7	7	0	.500
1975-y	Paul Brown	11	3	0	.786
1976	Bill Johnson	10	4	0	.714
1977	Bill Johnson	8	6	0	.571
1978	Bill Johnson	0	5	0	.000
	Homer Rice	4	7	0	.364
1979	Homer Rice	4	12	0	.250
1980	Forrest Gregg	6	10	0	.375
1981-x, z	Forrest Gregg	12	4	0	.750
1982*	Forrest Gregg	7	2	0	.778
1983	Forrest Gregg	7	9	0	.438
1984	Sam Wyche	8	8	0	.500
1985	Sam Wyche	7	9	0	.438
1986	Sam Wyche	10	6	0	.625
1987	Sam Wyche	4	11	0	.267
1988-x, z	Sam Wyche	12	4	0	.750
1989	Sam Wyche	8	8	0	.500
1990-x	Sam Wyche	9	7	0	.563
1991	Sam Wyche	3	13	0	.188
1992	Dave Shula	5	11	0	.313
1993	Dave Shula	3	13	0	.188
1994	Dave Shula	3	13	0	.188
1995	Dave Shula	7	9	0	.438
1996	Dave Shula	1	6	0	.143
	Bruce Coslet	7	2	0	.778
1997	Bruce Coslet	7	9	0	.438
1998	Bruce Coslet	3	13	0	.188
1999	Bruce Coslet	4	12	0	.250
2000	Bruce Coslet	0	3	0	.000
	Dick LeBeau	4	9	0	.308
2001	Dick LeBeau	6	10	0	.375
2002	Dick LeBeau	2	14	0	.125
TOTALS		226	305	1	.426

x-AFC Central Division Champion

y-Wild Card Playoff Qualifier

z-AFC Champions

*-AFC Super Bowl Tournament Qualifier

PLAYOFFS

SEASON	COACH	W	L	PCT.
1970	Paul Brown	0	1	.000
1973	Paul Brown	0	1	.000
1975	Paul Brown	0	1	.000
1981	Forrest Gregg	2	1	.667
1982	Forrest Gregg	0	1	.000
1988	Sam Wyche	2	1	.667
1990	Sam Wyche	1	1	.500
TOTALS		5	7	.417



Bengals coach Paul Brown is carried off the field on Dec. 20, 1970, following a 45-7 win over the Boston Patriots at Riverfront Stadium. The win clinched a playoff berth for the three-year-old Cincinnati franchise. At the time, no other team had reached the playoffs so early in its history.

HEAD COACHES BY ERA

Marvin Lewis became the ninth head coach of the Bengals on January 14, 2003. Bengals coaches' records, including playoff games:

YEARS	COACH	RECORD	PCT.
1968-75	Paul Brown	55-59-1	.482
1976-78	Bill Johnson	18-15-0	.545
1978-79	Homer Rice	8-19-0	.296
1980-83	Forrest Gregg	34-27-0	.557
1984-91	Sam Wyche	64-68-0	.485
1992-96	Dave Shula	19-52-0	.268
1996-2000	Bruce Coslet	21-39-0	.350
2000-2002	Dick LeBeau	12-33-0	.267
2003	Marvin Lewis		

BENGALS COACHING STAFFS

1968

Head Coach — Paul Brown

Tom Bass	DB
Jack Donaldson	OL
Rick Forzano	OB
Bill Johnson	OL
Frank Smouse	LB
Bill Walsh	TE

1969

Head Coach — Paul Brown

Tom Bass	Def. Coord./DB
Vince Costello	LB
Jack Donaldson	OB
Bill Johnson	OL
Chuck Studley	DL
Bill Walsh	Recv.

1970

Head Coach — Paul Brown

Vince Costello	LB
Jack Donaldson	OB
Bill Johnson	OL
Chuck Studley	DL
Bill Walsh	QB/Recv.
Chuck Weber	Def. Coord.

1971

Head Coach — Paul Brown

Vince Costello	LB
Jack Donaldson	OB
Bill Johnson	OL
Chuck Studley	DL
Bill Walsh	QB/Recv.
Chuck Weber	Def. Coord.

1972

Head Coach — Paul Brown

Vince Costello	LB
Jack Donaldson	OB
Bill Johnson	OL
Chuck Studley	DL
Bill Walsh	QB/Recv.
Chuck Weber	Def. Coord.

1973

Head Coach — Paul Brown

Vince Costello	LB
Jack Donaldson	OB
Bill Johnson	OL
Chuck Studley	DL
Bill Walsh	QB/Recv.
Chuck Weber	Def. Coord.

1974

Head Coach — Paul Brown

Howard Brinker	LB
Jack Donaldson	OB
Bill Johnson	OL
Chuck Studley	DL
Bill Walsh	QB/Recv.
Chuck Weber	Def. Coord.

1975

Head Coach — Paul Brown

Howard Brinker	LB
Jack Donaldson	OB
Bill Johnson	OL
Chuck Studley	DL
Bill Walsh	QB/Recv.
Chuck Weber	DB
Kim Wood	Strength

1976

Head Coach — Bill Johnson

Howard Brinker	Def. Coord.
Jack Donaldson	OB
Boyd Dowler	QB/Recv.
Mike McCormack	OL
Chuck Studley	DL
Charley Winner	DB
Kim Wood	Strength

1977

Head Coach — Bill Johnson

Howard Brinker	Def. Coord./LB
Jack Donaldson	OB
Boyd Dowler	QB/Recv.
Mike McCormack	OL
Chuck Studley	DL
Charley Winner	DB
Kim Wood	Strength

1978

Head Coaches — Bill Johnson* and Homer Rice

Howard Brinker	Def. Coord./LB
Boyd Dowler	Recv.
Mike McCormack	OL
Homer Rice**	QB
George Sefcik	RB
Chuck Studley	DL
Charley Winner	DB
Kim Wood	Strength

*Resigned after 5 games; **Promoted to head coach after 5 games

1979

Head Coach — Homer Rice

Howard Brinker	Def. Coord./LB
Boyd Dowler	Recv.
Frank Gansz	ST
Mike McCormack	OL
Dick Modzelewski	DL
George Sefcik	OB
Charley Winner	DB
Kim Wood	Strength

1980

Head Coach — Forrest Gregg

Hank Bullough	Def. Coord./LB
Frank Gansz	ST/TE
Lindy Infante	QB/Recv.
Dick LeBeau	DB
Jim McNally	OL
Dick Modzelewski	DL
George Sefcik	OB
Kim Wood	Strength

1981

Head Coach — Forrest Gregg

Hank Bullough	Def. Coord./LB
Bruce Coslet	ST/TE
Lindy Infante	QB/WR
Dick LeBeau	DB
Jim McNally	OL
Dick Modzelewski	DL
George Sefcik	OB
Kim Wood	Strength

1982

Head Coach — Forrest Gregg

Hank Bullough	Def. Coord./LB
Bruce Coslet	ST/TE
Lindy Infante	Off. Coord.
Dick LeBeau	DB
Jim McNally	OL
Dick Modzelewski	DL
George Sefcik	OB
Kim Wood	Strength

1983

Head Coach — Forrest Gregg

Hank Bullough	Def. Coord./LB
Bruce Coslet	ST/TE
Dick LeBeau	DB
Jim McNally	OL
Dick Modzelewski	DL
George Sefcik	OB
Kim Wood	Strength

1984

Head Coach — Sam Wyche

Jim Anderson	RB
Bruce Coslet	WR
Joe Faragalli	TE
Dick LeBeau	Def. Coord./DB
Jim McNally	OL
Dick Selcer	LB
Bill Urbanik	DL
Trent Walters	DB
Kim Wood	Strength

1985

Head Coach — Sam Wyche

Jim Anderson	RB
Bruce Coslet	WR
Bill Johnson	TE
Dick LeBeau	Def. Coord./DB
Jim McNally	OL
Dick Selcer	LB
Bill Urbanik	DL
Kim Wood	Strength

1986

Head Coach — Sam Wyche

Jim Anderson	RB
Bruce Coslet	Off. Coord./WR
Bill Johnson	TE
Dick LeBeau	Def. Coord./DB
Jim McNally	OL
Dick Selcer	LB
Bill Urbanik	DL
Kim Wood	Strength

1987

Head Coach — Sam Wyche

Jim Anderson	RB
Bruce Coslet	Off. Coord./WR
Bill Johnson	TE
Dick LeBeau	Def. Coord./DB
Jim McNally	OL
Dick Selcer	LB
Mike Stock	ST
Bill Urbanik	DL
Kim Wood	Strength

1988

Head Coach — Sam Wyche

Jim Anderson	RB
Bruce Coslet	Off. Coord./WR
Bill Johnson	TE
Dick LeBeau	Def. Coord./DB
Jim McNally	OL
Dick Selcer	LB
Mike Stock	ST
Bill Urbanik	DL
Kim Wood	Strength

1989

Head Coach — Sam Wyche

Jim Anderson	RB
Bruce Coslet	Off. Coord./WR
Bill Johnson	TE
Dick LeBeau	Def. Coord./DB
Jim McNally	OL
Dick Selcer	LB
Mike Stock	ST
Chuck Studley	DL
Kim Wood	Strength

1990

Head Coach — Sam Wyche

Jim Anderson	RB
Dana Bible	QB
Marv Braden	ST
Bill Johnson	TE
Dick LeBeau	Def. Coord./DB
Jim McNally	OL
Dick Selcer	LB
Mike Stock	WR
Chuck Studley	DL
Kim Wood	Strength

1991

Head Coach — Sam Wyche

Jim Anderson	RB
Dana Bible	QB
Marv Braden	ST
Dick LeBeau	Def. Coord./DB
Jim McNally	OL
Dick Selcer	LB
Dave Shula	WR
Mike Stock	TE
Chuck Studley	DL
Kim Wood	Strength

1992

Head Coach — Dave Shula

Jim Anderson	RB
Dana Bible	QB
Marv Braden	ST
Mike Haluchak	LB
Bob Karmelowicz	DL
Ron Lynn	Def. Coord.
Jim McNally	OL
Ron Meeks	DB
Mike Pope	TE
Richard Williamson	WR
Kim Wood	Strength

1993

Head Coach — Dave Shula

Jim Anderson	RB
Ken Anderson	QB
Marv Braden	ST
Mike Haluchak	LB
Bob Karmelowicz	DL
Ron Lynn	Def. Coord.
Jim McNally	OL
Ron Meeks	DB
Mike Pope	Off. Coord./TE
Richard Williamson	WR
Kim Wood	Strength

1994

Head Coach — Dave Shula

Paul Alexander	TE
Jim Anderson	RB
Ken Anderson	QB
Marv Braden	ST
Bruce Coslet	Off. Coord.
Bobby DePaul	Def. Staff Assistant
Jim McNally	OL
Ron Meeks	DB
Joe Pascale	LB
Larry Peccatiello	Def. Coord.
Joe Wessel	DL
Richard Williamson	WR
Kim Wood	Strength

1995

Head Coach — Dave Shula

Paul Alexander	OL
Jim Anderson	RB
Ken Anderson	QB
Bruce Coslet	Off. Coord.
Bobby DePaul	DL
John Garrett	Off. Asst./WR
Tim Krumrie	Def. Asst.
Ron Meeks	DB
Gary Moeller	TE
Joe Pascale	LB
Larry Peccatiello	Def. Coord.
Joe Wessel	ST
Kim Wood	Strength & Conditioning

1996

Head Coaches — Dave Shula* and Bruce Coslet

Paul Alexander	OL
Jim Anderson	RB
Ken Anderson***	Off. Coord./QB
Bruce Coslet**	Off. Coord.
Bobby DePaul	Staff Assistant
John Garrett	WR
Tim Krumrie	DL
Ron Meeks	DB
Gary Moeller	TE
Joe Pascale	LB
Larry Peccatiello	Def. Coord.
Joe Wessel	ST
Kim Wood	Strength & Conditioning

*First 7 games only; **Promoted to head coach after 7 games; *** Off. Coord. last 9 games only

1997

Head Coach — Bruce Coslet

Paul Alexander	OL
Jim Anderson	RB
Ken Anderson	Off. Coord.
Louie Cioffi	Def. Staff Assistant
Mark Duffner	LB
John Garrett	Off. Staff Assistant
Ray Horton	DB
Tim Krumrie	DL
Dick LeBeau	Asst. Head Coach/Def. Coord.
Al Roberts	ST
Kim Wood	Strength & Conditioning
Bob Wylie	TE

1998

Head Coach — Bruce Coslet

Paul Alexander	OL
Jim Anderson	RB
Ken Anderson	Off. Coord.
Louie Cioffi	Def. Staff Assistant
Mark Duffner	LB
John Garrett	Off. Staff Assistant
Ray Horton	DB
Tim Krumrie	DL
Dick LeBeau	Asst. Head Coach/Def. Coord.
Al Roberts	ST
Kim Wood	Strength & Conditioning
Bob Wylie	TE

1999

Head Coach — Bruce Coslet

Paul Alexander	OL
Jim Anderson	RB
Ken Anderson	Off. Coord.
Louie Cioffi	Def. Staff Assistant
Mark Duffner	LB
Ray Horton	DB
Tim Krumrie	DL
Dick LeBeau	Asst. Head Coach/Def. Coord.
Steve Mooshagian	WR

(continued)

Al Roberts	ST
Frank Verducci	TE
Kim Wood	Strength & Conditioning

2000

Head Coaches — Bruce Coslet* and Dick LeBeau

Paul Alexander	OL
Jim Anderson	RB
Ken Anderson	Off. Coord.
Louie Cioffi	Def. Staff Assistant
Mark Duffner	LB
Ray Horton	DB
Tim Krumrie	DL
Dick LeBeau**	Asst. Head Coach/Def. Coord.
Steve Mooshagian	WR
Al Roberts	ST
Frank Verducci	TE
Kim Wood	Strength & Conditioning

*Resigned after 3 games; **Promoted to head coach after 3 games

2001

Head Coach — Dick LeBeau

Paul Alexander	OL
Jim Anderson	RB
Ken Anderson	QB
Bob Bratkowski	Off. Coord.
Louie Cioffi	Def. Assistant
Kevin Coyle	CB
Mark Duffner	Def. Coord./LB
John Garrett	Off. Assistant
Rodney Holman	Strength & Conditioning Assistant
Ray Horton	S
Tim Krumrie	DL
Steve Mooshagian	WR
Al Roberts	ST
Frank Verducci	TE
Kim Wood	Strength & Conditioning

2002

Head Coach — Dick LeBeau

Paul Alexander	OL
Jim Anderson	RB
Ken Anderson	QB
Bob Bratkowski	Off. Coord.
Louie Cioffi	Def. Assistant
Kevin Coyle	CB
Mark Duffner	Def. Coord./LB
John Garrett	TE
Rodney Holman	Strength & Conditioning Assistant
Tim Krumrie	DL
Steve Mooshagian	WR
Darren Perry	S
Al Roberts	ST
Bob Surace	Off. Assistant
Kim Wood	Strength & Conditioning

2003

Head Coach — Marvin Lewis

Paul Alexander	Asst. Head Coach/OL
Jim Anderson	RB
Bob Bratkowski	Off. Coord.
Louie Cioffi	Asst. DB
Kevin Coyle	DB
Leslie Frazier	Def. Coord.
Jay Hayes	DL
Jonathan Hayes	TE
Ricky Hunley	LB
Chip Morton	Strength & Conditioning
Kurtis Shultz	Asst. Strength & Conditioning
Darrin Simmons	ST
Bob Surace	Off. Assistant
Alex Wood	WR
Ken Zampese	QB

BENGALS ALL-TIME ASSISTANT COACHES

NAME	COLLEGE	SEASONS	YEARS
Alexander, Paul	Cortland St.	1994-2003	10
Anderson, Jim	Cal-Western	1984-2003	20
Anderson, Ken	Augustana (Ill.)	1993-2002	10
Bass, Tom	San Jose State	1968-69	2
Bible, Dana	Cincinnati	1990-91	2
Braden, Marv	SW Missouri State	1990-94	5
Bratkowski, Bob	Washington State	2001-03	3
Brinker, Howard	Miami (Ohio)	1974-79	6
Bullough, Hank	Michigan State	1980-83	4
Cioffi, Louie	C.W. Post	1997-2003	7
Coslet, Bruce*	Pacific	1981-89, 94-96	12
Costello, Vince	Ohio U.	1969-73	5
Coyle, Kevin	Massachusetts	2001-03	3
DePaul, Bobby	Maryland	1994-96	3
Donaldson, Jack	Ohio State	1969-77	9
Dowler, Boyd	Colorado	1976-79	4
Duffner, Mark	William & Mary	1997-2002	6
Faragalli, Joe	Villanova	1984	1
Forzano, Rick	Kent State	1969	1
Frazier, Leslie	Alcorn State	2003	1
Gansz, Frank	Navy	1979-80	2
Garrett, John	Princeton	1995-98, 2001-02	6
Haluchak, Mike	Southern California	1992-93	2
Hayes, Jay	Idaho	2003	1
Hayes, Jonathan	Iowa	2003	1
Holman, Rodney	Tulane	2001-02	2
Horton, Ray	Washington	1997-2001	5
Hunley, Ricky	Arizona	2003	1
Infante, Lindy	Florida	1980-82	3
Johnson, Bill*	Texas A&M	1968-75, 85-90	14
Karmelowicz, Bob	Bridgeport	1992-93	2
Krumrie, Tim	Wisconsin	1995-2002	8
LeBeau, Dick*	Ohio State	1980-91, 97-2000	16
Lynn, Ron	Mt. Union	1992-93	2
McCormack, Mike	Kansas	1976-79	4
McNally, Jim	Buffalo	1980-94	15
Meeks, Ron	Arkansas State	1992-96	5
Modzelewski, Dick	Maryland	1979-83	5
Moeller, Gary	Ohio State	1995-96	2
Mooshagian, Steve	Fresno State	1999-2002	4
Morton, Chip	North Carolina	2003	1
Pascale, Joe	Connecticut	1994-96	3
Peccatiello, Larry	William & Mary	1994-96	3
Perry, Darren	Penn State	2002	1
Pope, Mike	Lenoir Rhyne	1992-93	2
Rice, Homer*	Centre	1978	1
Roberts, Al	Washington	1997-2002	6
Selcik, George	Notre Dame	1978-83	6
Selcer, Dick	Notre Dame	1984-91	8
Shula, Dave*	Dartmouth	1991	1
Shultz, Kurtis	Maryland	2003	1
Simmons, Darrin	Kansas	2003	1
Smouse, Frank	Youngstown State	1968	1
Stock, Mike	Northwestern	1987-91	5
Studley, Chuck	Illinois	1969-78, 89-91	13
Surace, Bob	Princeton	2002-03	2
Urbanik, Bill	Ohio State	1984-88	5
Verducci, Frank	Seton Hall	1999-2001	3
Walsh, Bill	San Jose State	1970-75	6
Walters, Trent	Indiana	1984	1
Weber, Chuck	West Chester State	1970-75	6
Wessel, Joe	Florida State	1994-96	3
Williamson, Richard	Alabama	1992-94	3
Winner, Charley	Southeast Missouri	1976-79	4
Wood, Alex	Iowa	2003	1
Wood, Kim	Wisconsin	1975-2002	28
Wylie, Bob	Colorado	1997-98	2
Zampese, Ken	San Diego	2003	1

(For positions coached, please see pages 180-181)

*Has also served as Bengals head coach

BENGALS LEADERS BY YEARS

RUSHING

YEAR	NAME	ATT	YDS	AVG	LG	TD
1968	Paul Robinson	238	1023	4.3	87	8
1969	Jess Phillips	118	578	4.9	83	3
1970	Jess Phillips	163	648	4.0	76	4
1971	Fred Willis	135	590	4.4	36	7
1972	Essex Johnson	212	825	3.9	19	4
1973	Essex Johnson	195	997	5.1	46	4
1974	Charlie Davis	72	375	5.2	29	0
1975	Boobie Clark	167	594	3.6	17	4
1976	Boobie Clark	151	671	4.4	24	7
1977	Pete Johnson	153	585	3.8	65	4
1978	Pete Johnson	180	762	4.2	50	7
1979	Pete Johnson	243	865	3.6	35	14
1980	Pete Johnson	186	747	4.0	57	6
1981	Pete Johnson	274	1077	3.9	39	12
1982	Pete Johnson	156	622	4.0	21	7
1983	Pete Johnson	210	763	3.6	16	14
1984	Larry Kinnebrew	154	623	4.0	23	9
1985	James Brooks	192	929	4.8	39	7
1986	James Brooks	205	1087	5.3	56	5
1987	Larry Kinnebrew	145	570	3.9	52	8
1988	Ickey Woods	203	1066	5.3	56	15
1989	James Brooks	221	1239	5.6	65	7
1990	James Brooks	195	1004	5.1	56	5
1991	Harold Green	158	731	4.6	75	2
1992	Harold Green	265	1170	4.4	53	2
1993	Harold Green	215	589	2.7	25	0
1994	Derrick Fenner	141	468	3.3	21	1
1995	Harold Green	171	661	3.9	23	2
1996	Garrison Hearst	225	847	3.8	24	0
1997	Corey Dillon	233	1129	4.8	71	10
1998	Corey Dillon	262	1130	4.3	66	4
1999	Corey Dillon	263	1200	4.6	50	5
2000	Corey Dillon	315	1435	4.6	80	7
2001	Corey Dillon	340	1315	3.9	96	10
2002	Corey Dillon	314	1311	4.2	67	7

RECEPTIONS

YEAR	NAME	NO	YDS	AVG	LG	TD
1968	Bob Trumpy	37	639	17.3	80	3
1969	Eric Crabtree	40	855	21.4	73	7
1970	Chip Myers	32	542	16.9	56	1
1971	Bob Trumpy	40	531	13.3	44	3
1972	Chip Myers	57	792	13.9	42	3
1973	Isaac Curtis	45	843	18.7	77	9
	Boobie Clark	45	347	7.7	39	0
1974	Chip Myers	32	383	12.0	22	1
1975	Isaac Curtis	44	934	21.2	55	7
1976	Isaac Curtis	41	766	18.7	85	6
1977	Billy Brooks	39	772	19.8	94	4
1978	Isaac Curtis	47	737	15.7	57	3
1979	Don Bass	58	724	12.5	50	3
1980	Don Ross	56	724	12.9	37	4
1981	Don Ross	71	910	12.8	37	5
1982	Cris Collinsworth	49	700	14.3	50	1
1983	Cris Collinsworth	66	1130	17.1	63	5
1984	Cris Collinsworth	64	989	15.5	57	6
1985	Cris Collinsworth	65	1125	17.3	71	5
1986	Cris Collinsworth	62	1024	16.5	46	10
1987	Eddie Brown	44	608	13.8	47	3
1988	Eddie Brown	53	1273	24.0	86	9
1989	Tim McGee	65	1211	18.6	74	8
1990	Eddie Brown	44	706	16.0	50	9
1991	Eddie Brown	59	827	14.0	53	2
1992	Harold Green	41	214	5.2	19	0
1993	Jeff Query	56	654	11.7	51	4
1994	Carl Pickens	71	1127	15.9	70	11
1995	Carl Pickens	99	1234	12.5	68	17
1996	Carl Pickens	100	1180	11.8	61	12
1997	Darnay Scott	54	797	14.8	77	5
1998	Carl Pickens	82	1023	12.5	67	5
1999	Darnay Scott	68	1022	15.0	76	7
2000	Peter Warrick	51	592	11.6	46	4
2001	Peter Warrick	70	667	9.5	33	1
2002	Chad Johnson	69	1166	16.9	72	5

RECEIVING YARDAGE

YEAR	NAME	YDS	REC	AVG	LG	TD
1968	Bob Trumpy	639	37	17.3	80	3
1969	Eric Crabtree	855	40	21.4	73	7
1970	Chip Myers	542	32	16.9	56	1
1971	Bob Trumpy	531	40	13.3	44	3
1972	Chip Myers	792	57	13.9	42	3
1973	Isaac Curtis	843	45	18.7	77	9
1974	Isaac Curtis	633	30	21.1	77	10
1975	Isaac Curtis	934	44	21.2	55	7
1976	Isaac Curtis	766	41	18.7	85	6
1977	Billy Brooks	772	39	19.8	94	4
1978	Isaac Curtis	737	47	15.7	57	3
1979	Don Bass	724	58	12.5	50	3
1980	Don Ross	724	56	12.9	37	4
1981	Cris Collinsworth	1009	67	15.1	74	8
1982	Cris Collinsworth	700	49	14.3	50	1
1983	Cris Collinsworth	1130	66	17.1	63	5
1984	Cris Collinsworth	989	64	15.5	57	6
1985	Cris Collinsworth	1125	65	17.3	71	5
1986	Cris Collinsworth	1024	62	16.5	46	10
1987	Eddie Brown	608	44	13.8	47	3
1988	Eddie Brown	1273	53	24.0	86	9
1989	Tim McGee	1211	65	18.6	74	8
1990	Tim McGee	737	43	17.1	52	1
1991	Eddie Brown	827	59	14.0	53	2
1992	Tim McGee	408	35	11.7	36	3
1993	Jeff Query	654	56	11.7	51	4
1994	Carl Pickens	1127	71	15.9	70	11
1995	Carl Pickens	1234	99	12.5	68	17
1996	Carl Pickens	1180	100	11.8	61	12
1997	Darnay Scott	797	54	14.8	77	5
1998	Carl Pickens	1023	82	12.5	67	5
1999	Darnay Scott	1022	68	15.0	76	7
2000	Peter Warrick	592	51	11.6	46	4
2001	Darnay Scott	819	57	14.4	49	2
2002	Chad Johnson	1166	69	16.9	72	5

SCORING

YEAR	NAME	POS	PTS	HOW SCORED
1968	Dale Livingston	PK	59	13 FG; 20 PAT
1969	Horst Muhlmann	PK	80	16 FG; 32 PAT
1970	Horst Muhlmann	PK	108	25 FG; 33 PAT
1971	Horst Muhlmann	PK	91	20 FG; 31 PAT
1972	Horst Muhlmann	PK	111	27 FG; 30 PAT
1973	Horst Muhlmann	PK	94	21 FG; 31 PAT
1974	Horst Muhlmann	PK	65	11 FG; 32 PAT
1975	Dave Green	PK	70	10 FG; 40 PAT
1976	Chris Bahr	PK	81	14 FG; 39 PAT
1977	Chris Bahr	PK	82	19 FG; 25 PAT
1978	Chris Bahr	PK	74	16 FG; 26 PAT
1979	Pete Johnson	RB	90	14 TD-Ru; 1 TD-Rc
1980	Ian Sunter	PK	48	11 FG; 15 PAT
1981	Jim Breech	PK	115	22 FG; 49 PAT
1982	Jim Breech	PK	67	14 FG; 25 PAT
1983	Jim Breech	PK	87	16 FG; 39 PAT
1984	Jim Breech	PK	103	22 FG; 37 PAT
1985	Jim Breech	PK	120	24 FG; 48 PAT
1986	Jim Breech	PK	101	17 FG; 50 PAT
1987	Jim Breech	PK	97	24 FG; 25 PAT
1988	Ickey Woods	RB	90	15 TD-Ru
1989	Jim Breech	PK	73	12 FG; 37 PAT
1990	Jim Breech	PK	92	17 FG; 41 PAT
1991	Jim Breech	PK	96	23 FG; 27 PAT
1992	Jim Breech	PK	88	19 FG; 31 PAT
1993	Doug Pellrey	PK	85	24 FG; 13 PAT
1994	Doug Pellrey	PK	108	28 FG; 24 PAT
1995	Doug Pellrey	PK	121	29 FG; 34 PAT
1996	Doug Pellrey	PK	110	23 FG; 41 PAT
1997	Doug Pellrey	PK	77	12 FG; 41 PAT
1998	Doug Pellrey	PK	78	19 FG; 21 PAT
1999	Doug Pellrey	PK	81	18 FG; 27 PAT
2000	Neil Rackers	PK	57	12 FG; 21 PAT
2001	Corey Dillon	RB	78	10 TD-Ru; 3 TD-Rc
2002	Neil Rackers	PK	75	15 FG; 30 PAT

PASSING

YEAR	NAME	ATT	CMP	YDS	PCT	TD	INT	RAT
1968	John Stofa	177	85	896	48.0	5	5	60.8
1969	Greg Cook	197	106	1854	53.8	15	11	88.3
1970	Virgil Carter	278	143	1647	51.4	9	9	66.9
1971	Virgil Carter	222	138	1624	62.2	10	7	86.2
1972	Ken Anderson	301	171	1918	56.8	7	7	74.0
1973	Ken Anderson	329	179	2428	54.4	18	12	81.2
1974	Ken Anderson	328	213	2667	64.9	18	10	95.7
1975	Ken Anderson	377	228	3169	60.5	21	11	93.9
1976	Ken Anderson	338	179	2367	53.0	19	14	76.9
1977	Ken Anderson	323	166	2145	51.4	11	11	69.7
1978	Ken Anderson	319	173	2219	54.2	10	22	58.0
1979	Ken Anderson	339	189	2340	55.8	16	10	80.7
1980	Ken Anderson	275	166	1778	60.4	6	13	66.9
1981	Ken Anderson	479	300	3754	62.6	29	10	98.4
1982	Ken Anderson	309	218	2495	70.6	12	9	95.3
1983	Ken Anderson	297	198	2333	66.7	12	13	85.6
1984	Ken Anderson	275	175	2107	63.6	10	12	81.0
1985	Boomer Esiason	431	251	3443	58.2	27	12	93.2
1986	Boomer Esiason	469	273	3959	58.2	24	17	87.7
1987	Boomer Esiason	440	240	3321	54.5	16	19	73.1
1988	Boomer Esiason	388	223	3572	57.5	28	14	97.4
1989	Boomer Esiason	455	258	3525	56.7	28	11	92.1
1990	Boomer Esiason	402	224	3031	55.7	24	22	77.0
1991	Boomer Esiason	413	233	2883	56.4	13	16	72.5
1992	Boomer Esiason	278	144	1407	51.8	11	15	57.0
1993	David Klingler	343	190	1935	55.4	6	9	66.6
1994	Jeff Blake	306	156	2154	51.0	14	9	76.9
1995	Jeff Blake	567	326	3822	57.5	28	17	82.1
1996	Jeff Blake	549	308	3624	56.1	24	14	80.3
1997	Jeff Blake	317	184	2125	58.0	8	7	77.6
	Boomer Esiason	186	118	1478	63.4	13	2	106.9
1998	Neil O'Donnell	343	212	2216	61.8	15	4	90.2
1999	Jeff Blake	389	215	2670	55.3	16	12	77.6
2000	Akili Smith	267	118	1253	44.2	3	6	52.8
2001	Jon Kitna	581	313	3216	53.9	12	22	61.1
2002	Jon Kitna	473	294	3178	62.2	16	16	79.1

KICKOFF RETURNS

(Yardage leaders)

YEAR	NAME	NO	YDS	AVG	LG	TD
1968	Warren McVea	14	310	22.1	30	0
1969	Essex Johnson	16	362	22.6	51	0
1970	Lemar Parrish	16	482	30.1	95	1
1971	Paul Robinson	18	335	18.6	37	0
1972	Bernard Jackson	21	509	24.2	62	0
1973	Bernard Jackson	21	520	24.8	41	0
1974	Bernard Jackson	29	682	23.5	45	0
1975	Bernard Jackson	25	587	23.5	39	0
1976	Willie Shelby	30	761	25.4	97	1
1977	Willie Shelby	19	403	21.2	38	0
1978	Ray Griffin	37	787	21.3	39	0
1979	Deacon Turner	55	1149	20.9	36	0
1980	Cleotha Montgomery	44	843	19.2	40	0
1981	David Verser	29	691	23.8	78	0
1982	David Verser	16	320	20.0	33	0
1983	John Simmons	14	317	22.6	36	0
1984	Stanford Jennings	22	452	20.5	46	0
1985	Mike Martin	48	1104	23.0	45	0
1986	Tim McGee	43	1007	23.4	94	0
1987	Barney Bussey	21	406	19.3	34	0
1988	Stanford Jennings	32	684	21.4	98	1
1989	Stanford Jennings	26	525	20.2	33	0
1990	Stanford Jennings	29	584	20.1	33	0
1991	Eric Ball	13	262	20.2	24	0
1992	Milt Stogall	25	430	17.2	39	0
1993	Patrick Robinson	30	567	18.9	42	0
1994	Eric Ball	42	915	21.8	43	0
1995	David Dunn	50	1092	21.8	45	0
1996	David Dunn	35	782	22.3	90	1
1997	Eric Bieniemy	34	789	23.2	102	1
1998	Tremain Mack	45	1165	25.9	97	1
1999	Tremain Mack	51	1382	27.1	99	1
2000	Tremain Mack	50	1036	20.7	50	0
2001	Curtis Keaton	42	891	21.2	64	0
2002	Brandon Bennett	49	1231	25.1	94	1

PUNT RETURNS

(Yardage leaders)

YEAR	NAME	NO	YDS	AVG	LG	TD
1968	Essex Johnson	22	111	5.0	45	0
1969	Essex Johnson	17	85	5.0	17	0
1970	Lemar Parrish	23	194	8.4	79	1
1971	Lemar Parrish	12	93	7.8	47	0
1972	Tommy Casanova	30	289	9.6	66	1
1973	Lemar Parrish	25	200	8.0	47	0
1974	Lemar Parrish	18	338	18.8	90	2
1975	Lyle Blackwood	23	123	5.3	31	0
1976	Willie Shelby	21	162	7.7	30	0
1977	Tony Davis	19	220	11.6	70	0
1978	Tony Davis	22	130	5.9	12	0
1979	Vaughn Lusby	32	260	8.1	40	0
1980	Cleotha Montgomery	31	223	7.2	42	0
1981	Mike Fuller	23	177	7.7	34	0
1982	Mike Fuller	17	95	5.6	13	0
1983	Mike Martin	23	227	9.9	19	0
1984	Mike Martin	24	376	15.7	55	0
1985	Mike Martin	32	268	8.4	26	0
1986	Ray Horton	11	111	10.1	25	0
1987	Mike Martin	28	277	9.9	21	0
1988	Ira Hilary	17	166	9.8	20	0
1989	Mike Martin	15	107	7.1	17	0
1990	Mitchell Price	29	251	8.7	66	1
1991	Mitchell Price	14	203	14.5	78	1
1992	Carl Pickens	18	229	12.7	95	1
1993	Patrick Robinson	43	305	7.1	36	0
1994	Corey Sawyer	26	307	11.8	82	1
1995	Corey Sawyer	9	58	6.4	21	0
1996	Corey Sawyer	15	117	7.8	62	0
1997	Greg Myers	26	201	7.7	18	0
1998	Damon Gibson	27	218	8.1	65	1
1999	Craig Yeast	10	209	20.9	86	2
2000	Craig Yeast	34	225	6.6	27	0
2001	T.J. Houshmandzadeh	12	163	13.6	86	0
2002	T.J. Houshmandzadeh	24	117	4.9	34	0

PUNTING

YEAR	NAME	NO	YDS	AVG	LG	BK
1968	Dale Livingston	70	3036	43.4	66	0
1969	Dale Livingston	70	2769	39.6	55	1
1970	Dave Lewis	79	3651	46.2	63	0
1971	Dave Lewis	72	3229	44.8	56	0
1972	Dave Lewis	66	2777	42.1	60	0
1973	Dave Lewis	68	2790	41.0	60	0
1974	Dave Green	66	2701	40.9	53	0
1975	Dave Green	68	2655	39.0	57	1
1976	Pat McNally	76	2999	39.5	61	0
1977	Pat McNally	67	2802	41.8	67	1
1978	Pat McNally	91	3919	43.1	65	0
1979	Pat McNally	89	3678	41.3	61	2
1980	Pat McNally	83	3390	40.8	61	2
1981	Pat McNally	72	3272	45.4	62	1
1982	Pat McNally	31	1201	38.7	53	0
1983	Pat McNally	67	2804	41.9	60	2
1984	Pat McNally	67	2832	42.3	61	0
1985	Pat McNally	57	2410	42.3	64	1
1986	Jeff Hayes	56	1965	35.1	52	2
1987	Scott Fulhage	52	2168	41.7	58	0
1988	Scott Fulhage	44	1672	38.0	53	2
1989	Lee Johnson	61	2446	40.1	62	2
1990	Lee Johnson	64	2705	42.3	70	0
1991	Lee Johnson	64	2795	43.7	62	0
1992	Lee Johnson	76	3196	42.1	64	0
1993	Lee Johnson	90	3954	43.9	60	0
1994	Lee Johnson	79	3461	43.8	64	1
1995	Lee Johnson	68	2861	42.1	61	0
1996	Lee Johnson	80	3630	45.4	67	1
1997	Lee Johnson	81	3471	42.9	66	0
1998	Lee Johnson	69	3083	44.7	69	1
1999	Will Brice	60	2475	41.3	72	2
2000	Daniel Pope	94	3775	40.2	57	0
2001	Nick Harris	84	3372	40.1	57	1
2002	Nick Harris	65	2608	40.1	57	1

INTERCEPTIONS

YEAR	NAME	NO	YDS	AVG	LG	TD
1968	Jess Phillips	3	26	8.7	23	0
1969	Fletcher Smith	4	67	16.8	29	0
	Bobby Hunt	4	66	16.5	27	0
	Ken Riley	4	66	16.5	66	0
	Bill Peterson	4	23	5.8	17	0
1970	Lemar Parrish	5	28	5.6	19	0
1971	Lemar Parrish	7	105	15.0	65	1
1972	Tommy Casanova	5	108	21.6	33	0
	Lemar Parrish	5	90	18.0	33	2
1973	Tommy Casanova	4	33	8.1	16	0
1974	Ken Riley	5	33	6.6	19	0
1975	Ken Riley	6	76	12.7	30	1
1976	Ken Riley	9	141	15.7	53	1
1977	Lemar Parrish	3	95	31.7	47	1
	Reggie Williams	3	67	22.3	54	1
1978	Dick Jauron	4	52	13.0	24	1
1979	Dick Jauron	6	41	6.8	12	0
1980	Louis Breeden	7	91	13.0	29	0
1981	Ken Riley	5	6	1.2	6	0
1982	Ken Riley	5	88	17.6	56	1
1983	Ken Riley	8	89	11.1	42	2
1984	Louis Breeden	4	96	24.0	70	0
	Robert Jackson	4	32	8.0	28	1
	Bobby Kemp	4	27	6.8	14	0
1985	James Griffin	7	118	16.6	33	1
1986	Louis Breeden	7	72	10.3	36	1
1987	David Fulcher	3	30	10.0	28	0
	Robert Jackson	3	49	16.3	29	0
1988	Eric Thomas	7	61	8.7	37	0
1989	David Fulcher	8	87	10.9	22	0
1990	Barney Bussey	4	37	9.3	18	0
	David Fulcher	4	20	5.0	18	0
1991	David Fulcher	4	51	12.8	27	1
1992	Darryl Williams	4	65	16.3	30	0
1993	Mike Brim	3	74	24.7	30	1
1994	Louis Oliver	3	36	12.0	19	0
1995	Bracey Walker	4	56	14.0	23	0
1996	Ashley Ambrose	8	63	7.9	31	1
1997	Corey Sawyer	4	44	11.0	37	0
1998	Sam Shade	3	33	11.0	32	0
	Artrell Hawkins	3	21	7.0	12	0
1999	Rodney Heath	3	72	24.0	58	1
2000	Tom Carter	2	40	20.0	30	0
	Takeo Spikes	2	12	6.0	7	0
2001	Kevin Kaesviharn	3	41	13.7	29	0
	Artrell Hawkins	3	26	8.7	22	0
2002	Artrell Hawkins	2	102	51.0	102	1
	Kevin Kaesviharn	2	17	8.5	17	0

BENGALS SUPERLATIVE SEASONS

1,000-YARD RUSHERS

YARDS	PLAYER	YEAR
1,435	Corey Dillon	2000
1,315	Corey Dillon	2001
1,311	Corey Dillon	2002
1,239	James Brooks	1989
1,200	Corey Dillon	1999
1,170	Harold Green	1992
1,130	Corey Dillon	1998
1,129	Corey Dillon	1997
1,087	James Brooks	1986
1,077	Pete Johnson	1981
1,066	Ickey Woods	1988
1,023	Paul Robinson	1968
1,004	James Brooks	1990

1,000-YARD RECEIVERS

YARDS	PLAYER	YEAR
1,273	Eddie Brown	1988
1,234	Carl Pickens	1995
1,211	Tim McGee	1989
1,180	Carl Pickens	1996
1,166	Chad Johnson	2002
1,130	Cris Collinsworth	1983
1,127	Carl Pickens	1994
1,125	Cris Collinsworth	1985
1,024	Cris Collinsworth	1986
1,023	Carl Pickens	1998
1,022	Darnay Scott	1999
1,009	Cris Collinsworth	1981

3,000-YARD PASSERS

YARDS	PLAYER	YEAR
3,959	Boomer Esiason	1986
3,822	Jeff Blake	1995
3,754	Ken Anderson	1981
3,624	Jeff Blake	1996
3,572	Boomer Esiason	1988
3,525	Boomer Esiason	1989
3,443	Boomer Esiason	1985
3,321	Boomer Esiason	1987
3,216	Jon Kitna	2001
3,178	Jon Kitna	2002
3,169	Ken Anderson	1975
3,031	Boomer Esiason	1990

BENGALS ALL-TIME RUSHING STATISTICS

Players active with Bengals as of July 6, 2003, are listed in bold.

PLAYER	YDS	ATT	AVG	LG	TD
Corey Dillon, RB 1997-2002	7520	1727	4.4	96	43
James Brooks, RB 1984-91	6447	1344	4.8	65	37
Pete Johnson, RB 1977-83	5421	1402	3.9	65	64
Harold Green, RB 1990-95	3727	968	3.9	75	8
Essex Johnson, RB 1968-75	3070	675	4.5	86	18
Boobie Clark, RB 1973-78	2978	779	3.8	26	25
Archie Griffin, RB 1976-83	2808	691	4.1	77	7
Charles Alexander, RB 1979-85	2645	748	3.5	37	13
Larry Kinnebrew, RB 1983-87	2582	639	4.0	52	37
Paul Robinson, RB 1968-72	2441	617	4.0	87	19
Ken Anderson, QB 1971-86	2220	397	5.6	29	20
Jess Phillips, RB 1968-72	1860	424	4.4	83	8
Icey Woods, RB 1988-91	1525	332	4.6	56	27
Jeff Blake, QB 1994-99	1499	285	5.3	30	10
Derrick Fenner, RB 1992-94	1450	374	3.9	35	9
Lemvil Elliott, RB 1973-78	1395	324	4.3	32	3
Boomer Esiason, QB 1984-92, 97	1355	340	4.0	24	5
Stanford Jennings, RB 1984-90	1225	308	4.0	20	9
Stanley Wilson, RB 1983-84, 86, 88	1118	253	4.4	58	11
Doug Dressler, RB 1970-74	1101	272	4.0	43	9
Brandon Bennett, RB 1998-2002	954	250	3.8	37	5
Garrison Hearst, RB 1996	847	225	3.8	24	0
Eric Bieniemy, RB 1995-98	803	192	4.2	33	6
Ki-Jana Carter, RB 1995-99	747	227	3.3	79	16
Fred Willis, RB 1971-72	717	177	4.1	36	7
Eric Ball, RB 1989-94	576	156	3.7	27	8
Stan Fritts, RB 1975-76	575	141	4.1	22	11
Deacon Turner, RB 1978-80	549	142	3.9	65	1
Craig Taylor, RB 1989-91	480	114	4.2	34	7
Bill Johnson, RB 1985-87	475	86	5.5	34	1
David Klingler, QB 1992-95	420	69	6.1	29	0
Steve Broussard, RB 1994	403	94	4.3	37	2
Charlie Davis, RB 1974-75	375	72	5.2	29	0
Ed Williams, RB 1974-75	374	93	4.0	19	5
Akili Smith, QB 1999-2002	371	70	5.3	24	1
Virgil Carter, QB 1970-73	345	54	6.4	73	4
Tony Davis, RB 1976-78	316	84	3.8	16	5
Michael Basnight, RB 1999-2000	308	62	5.0	46	0
Sam Wyche, QB 1968-70	299	43	7.0	23	3
Turk Schonert, QB 1980-85, 87-89	276	62	4.5	17	3
Marc Logan, RB 1987-88	213	39	5.5	51	1
Jack Thompson, QB 1979-82	200	39	5.1	21	6
Jeff Cothran, RB 1994-96	191	57	3.4	15	1
Peter Warrick, WR 2000-02	184	32	5.8	77	2
Don Hollas, QB 1991-94	175	32	5.6	27	0
Eddie Brown, RB 1985-91	164	25	6.6	35	0
Greg Cook, QB 1969-74	148	25	5.9	30	1
Tom Smiley, RB 1968	146	63	2.3	11	1
Nicolas Lucney (formerly Nick Williams), RB 1999-2002	143	32	4.5	13	2
Darnay Scott, WR 1994-2001	137	21	6.5	23	0
Warren McVea, WR 1968	133	9	14.8	80	1
Estes Banks, RB 1968	131	34	3.9	20	0
Jon Kitna, QB 2001-02	130	51	2.5	20	5
Brian Milne, RB 1996-99	125	34	3.7	26	4
Clem Turner, RB 1969	105	23	4.6	34	0
Ron Lamb, RB 1968-71	100	33	3.0	17	0
David McCluskey, RB 1987	94	29	3.2	12	1
Jeff Hayes, P 1986	92	3	30.7	61	1
Mike Dingle, RB 1991-92	91	21	4.3	21	0
Rodney Tate, RB 1982-83	79	27	2.9	13	0
Ostell Miles, RB 1992-93	78	30	2.6	15	1
Isaac Curtis, WR 1973-84	76	25	3.0	20	0
Dana Wright, RB 1987	74	24	3.1	10	0
Curtis Keaton, RB 2000-01	72	11	6.5	21	0
Dave Walter, QB 1987	70	16	4.4	16	0
Erik Wilhelm, RB 1989-91, 93-97	69	19	3.6	18	0
Rudi Johnson, RB 2001-02	67	17	3.9	13	0
Jim Hargrove, RB 1981	66	16	4.1	27	1
John Reaves, QB 1975-78	63	17	3.7	20	2
Scott Mitchell, QB 2000-01	61	10	6.1	12	1
Dan Rice, RB 1987	59	18	3.3	8	0
David Verser, WR 1981-84	48	7	6.9	29	0

PLAYER	YDS	ATT	AVG	LG	TD
Lorenzo Neal, RB 2001-02	41	14	2.9	9	0
Jay Schroeder, QB 1993	41	10	4.1	20	0
Don Bass, TE-WR 1978-81	40	6	6.7	14	0
James Joseph, RB 1995	40	16	2.5	8	0
Joe Wilson, RB 1973	39	10	3.9	11	0
Champ Henson, RB 1975	38	11	3.5	8	0
Tom Dinkel, LB 1978-83, 85	34	3	11.3	20	0
Neil O'Donnell, QB 1998	34	13	2.6	10	0
Dale Livingston, P-K 1968-69	29	2	14.5	18	0
Clif Groce, RB 1999-2000	26	11	2.4	8	1
Eric Crabtree, WR 1969-71	24	4	6.0	16	0
Mike Martin, WR 1983-89	24	3	8.0	15	0
Steve Kreider, WR 1979-86	23	4	5.8	21	0
Gus Frolotte, QB 2002	22	4	5.5	9	0
Charlie Joiner, WR 1972-75	22	5	4.4	8	0
Dave Lewis, QB-P 1970-73	22	12	1.8	15	0
Daniel Pope, P 2000	22	2	11.0	22	0
Speedy Thomas, WR 1969-72	22	8	2.8	16	1
Saint Saffold, WR 1968	21	1	21.0	21	0
Tommy Casanova, S 1972-77	20	1	20.0	20	0
John Hollifield, RB 1989	20	11	1.8	11	0
Sedrick Shaw, RB 1999	20	4	5.0	10	1
Greg Meehan, WR 1987	19	4	4.8	17	0
Adrian Breen, QB 1987	18	6	3.0	9	0
Tim McGee, WR 1986-92, 94-95	18	8	2.3	25	0
Ben Bennett, QB 1987	17	2	8.5	9	0
Dewey Warren, QB 1968	17	4	4.3	12	0
Jeff Query, WR 1992-95	14	3	4.7	8	0
Reece Morrison, RB 1972-73	13	4	3.3	8	0
Cleotha Montgomery, RB 1980	12	1	12.0	12	0
John Farley, RB 1984	11	7	1.6	5	0
Lynn James, WR 1990-91	11	1	11.0	11	0
Rex Keeling, P 1968	10	1	10.0	10	0
Damon Gibson, WR 1998	9	1	9.0	9	0
Willie Shelby, RB 1976-77	9	5	1.8	3	0
Wayne Clark, QB 1974	8	1	8.0	8	1
Steve Conley, RB 1972	8	3	2.7	5	0
Sandy Durko, S 1970-72	7	1	7.0	7	0
Mike Levenseller, WR 1979-80	6	1	6.0	6	0
Carl Pickens, WR 1992-99	6	6	1.0	6	0
Patrick Robinson, WR 1993	6	1	6.0	6	0
Ryan Benjamin, RB 1993	5	3	1.7	2	0
Bobby Hunt, S 1968-69	5	1	5.0	5	1
Mike Norseth, QB 1987-88	5	1	5.0	5	0
Michael Blair, RB 1998	4	1	4.0	4	0
Glenn Bujnoch, G 1976-82	4	1	4.0	4	1
Doug Gaynor, QB 1986	4	1	4.0	4	0
Ted Washington, RB 1968	4	1	4.0	4	0
John McDaniel, WR 1974-77	3	2	1.5	5	0
Nathan Poole, RB 1979-80	3	6	0.5	7	0
Rod Sherman, WR 1968	3	1	3.0	3	0
Paul Justin, QB 1998	2	1	2.0	2	0
Jason Burns, RB 1995	1	1	1.0	1	0
Bruce Coslet, TE 1969-76	1	1	1.0	1	0
John Stofa, QB 1968-69	1	10	0.1	13	0
Michael Westbrook, WR 2002	1	1	1.0	1	0
Marvin Cobb, S 1975-79	0	1	0.0	0	0
Brad Costello, P 1998-99	0	1	0.0	0	0
Rob Hertel, QB 1978	0	1	0.0	0	0
Jim Corbett, TE 1977-80	-1	1	-1.0	-1	0
Scottie Graham, RB 1997	-1	1	-1.0	-1	0
Eric Kresser, QB 1997-99	-1	1	-1.0	-1	0
Dennis Law, WR 1978	-1	1	-1.0	-1	0
Bob Trumpy, TE-WR 1968-77	-1	1	-1.0	-1	0
Craig Yeast, WR 1999-2000	-1	3	-0.3	15	0
Jeff Christensen, QB 1983	-2	1	-2.0	-2	0
Ira Hillary, WR 1987-89	-2	1	-2.0	-2	0
Jeff Hill, WR 1994-96	-3	1	-3.0	-3	0
Scott Covington, QB 1999-2001	-4	2	-2.0	-2	0
M.L. Harris, TE 1980-85	-5	4	-1.3	0	0
Neil Rackers, K 2000-02	-5	1	-5.0	-5	0
Pat McNally, P-WR 1976-85	-7	5	-1.4	18	0
Mike Barber, WR 1990-91	-13	1	-13.0	-13	0
David Dunn, WR 1995-98	-13	1	-13.0	-13	0
Cris Collinsworth, WR 1981-88	-15	7	-2.1	7	0
Billy Brooks, WR 1976-79	-17	3	-5.7	4	0
Lee Johnson, P 1988-98	-25	4	-6.3	0	0

BENGALS ALL-TIME RECEPTION STATISTICS

Players active with Bengals as of July 6, 2003, are listed in bold.

PLAYER	NO	YDS	AVG	LG	TD
Carl Pickens, WR 1992-99	530	6887	13.0	75	63
Cris Collinsworth, WR 1981-88	417	6698	16.1	74	36
Isaac Curtis, WR 1973-84	416	7101	17.1	85	53
Darnay Scott, WR 1994-2001	386	5975	15.5	88	36
Eddie Brown, WR 1985-91	363	6134	16.9	86	41
Rodney Holman, TE 1982-92	318	4329	13.6	73	34
Tony McGee, TE 1993-2001	299	3795	12.7	54	20
Bob Trumpy, TE-WR 1968-77	298	4600	15.4	80	35
James Brooks, RB 1984-91	297	3012	10.1	57	27
Tim McGee, WR 1986-92, 94-95	282	4703	16.7	78	25
Dan Ross, TE 1979-83, 85	263	3204	12.2	41	16
Chip Myers, WR 1969-76	218	3079	14.1	63	12
Archie Griffin, RB 1976-83	192	1607	8.4	52	6
Corey Dillon, RB 1997-2002	181	1411	7.8	41	5
Peter Warrick, WR 2000-02	174	1865	10.7	46	11
Pete Johnson, RB 1977-83	173	1327	7.7	34	6
Charles Alexander, RB 1979-85	165	1130	6.8	65	2
Boobie Clark, RB 1973-78	151	1139	7.5	39	2
Steve Kreider, WR 1979-86	150	2119	14.1	56	9
Harold Green, RB 1990-95	145	1004	6.9	34	3
Eric Blienmy, RB 1995-98	133	1098	8.3	42	0
Essex Johnson, RB 1968-75	121	1541	12.7	78	11
Don Bass, TE-WR 1978-81	117	1580	13.5	55	13
Stanford Jennings, RB 1984-90	107	1027	9.6	43	9
Lenvil Elliott, RB 1973-78	102	921	9.0	33	9
M.L. Harris, TE 1980-85	99	1369	13.8	80	10
Chad Johnson, WR 2001-02	97	1495	15.4	72	6
Billy Brooks, WR 1976-79	93	1683	18.1	94	7
Speedy Thomas, WR 1969-72	93	1236	13.3	90	8
Derrick Fenner, RB 1992-94	91	744	8.2	40	2
Ron Dugans, WR 2000-02	89	797	9.0	31	3
Doug Dressler, RB 1970-74	87	689	7.9	33	1
Charlie Joiner, WR 1972-75	82	1463	17.8	65	6
Jeff Query, WR 1992-95	77	963	12.5	83	7
David Dunn, WR 1995-98	76	1132	14.9	40	4
Jess Phillips, RB 1968-72	76	427	5.6	31	2
Eric Crabtree, WR 1969-71	73	1188	16.3	73	11
Marco Battaglia, TE 1996-2001	70	651	9.3	34	2
Paul Robinson, RB 1968-72	69	454	6.6	68	2
Mike Martin, WR 1983-89	67	1017	15.2	54	6
Eric Kattus, TE 1986-91	66	698	10.6	57	5
Larry Kinnebrew, RB 1983-87	65	600	9.2	31	3
Brandon Bennett, RB 1998-2002	65	580	8.9	55	0
T.J. Houshmandzadeh, WR 2001-02	62	720	11.6	31	1
Bruce Coslet, TE 1969-76	61	878	14.4	71	9
Pat McInally, WR 1976-85	57	808	14.2	59	5
Ki-Jana Carter, RB 1995-99	52	375	7.2	35	1
Brian Milne, RB 1996-99	52	291	5.6	20	0
Ickey Woods, RB 1988-91	47	397	8.4	25	0
Danny Farmer, WR 2000-02	43	611	14.2	51	1
Lorenzo Neal, RB 2001-02	40	234	5.9	15	2
Willie Jackson, WR 1998-99	38	534	14.1	47	2
Mike Barber, WR 1990-91	37	451	12.2	42	2
Jim Riggs, TE 1987-92	37	274	7.4	17	0
Reggie Rember, WR 1991-93	36	437	12.1	27	1
Craig Thompson, TE 1992-93	36	281	7.8	32	3
Cliff Groce, RB 1999-2000	36	199	5.5	14	0
Steve Broussard, RB 1994	34	218	6.4	25	0
Fred Willis, RB 1971-72	33	269	8.2	29	0
Rod Sherman, WR 1968	31	374	12.1	27	1
James Hundon, WR 1996-99	28	416	14.9	61	4
Craig Taylor, RB 1989-91	28	188	6.7	20	3
Craig Yeast, WR 1999-2000	27	321	11.9	27	0
Ira Hillary, WR 1987-89	27	303	11.2	31	2
Stanley Wilson, RB 1983-84, 86, 88	27	277	10.3	34	2
Matt Schobel, TE 2002	27	212	7.9	20	2
John McDaniel, WR 1974-77	26	459	17.7	60	1
Jim Corbett, TE 1977-80	25	376	15.0	51	1
Deacon Turner, RB 1978-80	25	141	5.6	15	1
Nicolas Luchey (formerly Nick Williams), RB 1999-2002	24	226	9.4	20	0
David Verser, WR 1981-84	23	454	19.7	73	3
Ed Williams, RB 1974-75	23	194	8.4	20	2
Eric Ball, RB 1989-94	22	216	9.8	48	3

PLAYER	NO	YDS	AVG	LG	TD
Warren McVea, WR 1968	21	264	12.6	55	2
James Joseph, RB 1995	20	118	5.9	13	0
Damon Gibson, WR 1998	19	258	13.6	76	3
Charlie Davis, RB 1974-75	19	171	9.0	32	0
Jeff Colthran, RB 1994-96	19	117	6.2	15	1
Troy Sadowski, TE 1994-96	19	106	5.6	12	0
Tom Smiley, RB 1968	19	86	4.5	17	0
Rodney Tate, RB 1982-83	18	142	7.9	25	0
Kendal Smith, WR 1989-90	17	185	10.9	41	1
Michael Basnight, RB 1999-2000	16	172	10.8	47	0
Saint Saffold, WR 1968	16	172	10.8	25	0
Brian Brennan, WR 1992	16	166	10.4	21	1
Bill Johnson, RB 1985-87	16	122	7.6	17	0
Stan Fritts, RB 1975-76	15	138	9.2	19	2
Tony Davis, RB 1976-78	15	135	9.0	28	0
Rick Walker, TE 1977-79	14	153	10.9	28	3
Damon Griffin, WR 1999-2000	14	137	9.8	20	0
Garrison Hearst, RB 1996	12	131	10.9	40	1
Lynn James, WR 1990-91	10	139	13.9	22	1
Michael Westbrook, WR 2002	8	94	11.8	26	2
Steve Bush, TE-RB 1997-2000	8	82	10.3	18	0
Patrick Robinson, WR 1993	8	72	9.0	14	0
Anthony Munoz, T 1980-92	7	18	2.6	12	4
Ostell Miles, RB 1992-93	6	89	14.8	27	0
Wesley Carroll, WR 1993	6	81	13.5	28	0
Stepfret Williams, WR 1998	6	81	13.5	19	1
David Frisch, TE 1993-94	6	43	7.2	12	0
Rudi Johnson, RB 2001-02	6	34	5.7	14	0
Dennis Law, WR 1978	5	81	16.2	20	0
Marc Logan, RB 1987-88	5	34	6.8	18	0
Mike Dingle, RB 1991-92	5	23	4.6	12	1
Clem Turner, RB 1969	5	14	2.8	8	0
Ron Lamb, RB 1968-71	4	77	19.3	60	0
Gunnard Twyner, WR 1997	4	45	11.3	16	0
Jeff Hill, WR 1994-96	4	44	11.0	18	0
Milt Stegall, WR 1992-94	4	43	10.8	13	1
Dana Wright, RB 1987	4	28	7.0	11	0
Jeff Thomason, TE 1992-93	4	22	5.5	10	0
Estes Banks, RB 1968	4	15	3.8	13	1
Shane Garrett, WR 1991-92	3	32	10.7	13	0
Greg Meehan, WR 1987	3	25	8.3	12	0
Nathan Poole, RB 1979-80	3	-14	-4.7	3	0
Marquis Pleasant, WR 1987	2	45	22.5	35	0
Derek Ware, TE 1995	2	36	18.0	21	0
Jack Novak, TE 1975	2	34	17.0	19	0
Mike Levenseller, WR 1979-80	2	30	15.0	22	0
John Garrett, WR 1989	2	29	14.5	18	0
Tim George, WR 1973	2	28	14.0	19	0
Wade Russell, TE 1987	2	27	13.5	23	1
John Holifield, RB 1989	2	18	9.0	14	0
Ed Marshall, WR 1971	2	18	9.0	10	0
Andre White, TE 1968	2	18	9.0	11	0
Kirk McMullen, TE 2001	2	15	7.5	11	0
Don Kern, TE 1984-85	2	14	7.0	9	0
Melvin Tuten, T 1995-96	2	12	6.0	9	1
John Farley, RB 1984	2	11	5.5	10	0
Carl Parker, WR 1988-89	1	45	45.0	45	0
Tommie Smith, WR 1969	1	41	41.0	41	0
Bernard Jackson, DB 1972-76	1	22	22.0	22	0
Ryan Benjamin, RB 1993	1	16	16.0	16	0
Bill Peterson, LB 1968-72	1	10	10.0	10	0
Al Chandler, TE, 1973-74	1	9	9.0	9	0
Curtis Keaton, RB 2000-01	1	9	9.0	9	0
Mike Kelly, TE 1970-72	1	9	9.0	9	0
David McCluskey, RB 1987	1	8	8.0	8	0
Michael Blair, RB 1998	1	7	7.0	7	0
Akili Smith, QB 1999-2002	1	6	6.0	6	0
Tony Stewart, TE 2002	1	6	6.0	6	0
Drew Buie, WR 1972	1	5	5.0	5	0
Sam Wyche, QB 1968-70	1	5	5.0	5	0
Brian Blados, G-T 1984-91	1	4	4.0	4	0
Reece Morrison, RB 1972-73	1	4	4.0	4	0
Willie Shelby, RB 1976-77	1	3	3.0	3	0
Scottie Graham, RB 1997	1	1	1.0	1	0
Jim Hargrove, RB 1981	1	0	0.0	0	0
Champ Henson, RB 1975	1	-2	-2.0	-2	0
Sedrick Shaw, RB 1999	1	-4	-4.0	-4	0
David Klingler, QB 1992-95	1	-6	-6.0	-6	0

BENGALS ALL-TIME PASSING STATISTICS

Players active with Bengals as of July 6, 2003, are listed in bold.

— 350 OR MORE ATTEMPTS —

PLAYER	ATT	CMP	PCT	YDS	TD	INT	RAT
Boomer Esiason, QB 1984-92, 97	3564	2015	56.5	27,149	187	131	83.1
Ken Anderson, QB 1971-86	4475	2654	59.3	32,838	197	160	81.9
Jeff Blake, QB 1994-99	2221	1240	55.8	15,134	93	62	79.3
Turk Schonert, QB 1980-85, 87-89	350	216	61.7	2756	7	12	78.7
Virgil Carter, QB 1970-73	582	328	56.4	3850	22	20	74.9
Jon Kitna, QB 2001-02	1054	607	57.6	6394	28	38	69.2
David Klingler, QB 1992-95	687	375	54.6	3880	16	21	66.1
Jack Thompson, QB 1979-83	370	175	47.3	2072	13	19	55.1
Akili Smith, QB 1999-2002	461	215	46.6	2212	5	13	52.8

— 50-349 ATTEMPTS —

PLAYER	ATT	CMP	PCT	YDS	TD	INT	RAT
Neil O'Donnell, QB 1998	343	212	61.8	2216	15	4	90.2
Greg Cook, QB 1969-74	200	107	53.5	1865	15	11	87.6
Sam Wyche, QB 1968-70	220	115	52.3	1743	12	8	81.7
Erik Wilhelm, QB 1989-91, 93-97	136	77	56.6	912	5	6	71.1
Jay Schroeder, QB 1993	159	78	49.1	832	5	2	70.0
Don Hollas, QB 1991-94	115	67	58.3	645	3	5	64.6
John Stofa, QB 1968-69	177	85	48.0	896	5	5	60.8
Paul Justin, QB 1998	63	34	54.0	426	1	3	60.7
Dewey Warren, QB 1968	80	47	58.8	506	1	4	60.7
John Reaves, QB 1975-78	276	131	47.5	1546	7	17	47.8
Gus Frerotte, QB 2002	85	44	51.8	437	1	5	46.1
Scott Mitchell, QB 2000-01	199	93	46.7	1004	3	11	44.0

— FEWER THAN 50 ATTEMPTS —

PLAYER	ATT	CMP	PCT	YDS	TD	INT	RAT
Archie Griffin, RB 1976-83	4	3	75.0	39	2	0	144.8
Lee Johnson, P-K 1988-98	5	4	80.0	19	2	0	122.1
Lenvil Elliott, RB 1973-78	1	1	100.0	17	0	0	118.8
Jack Gehrke, WR 1969	1	1	100.0	13	0	0	118.8
Darnay Scott, WR 1994-2001	1	1	100.0	53	0	0	118.8
Jim Breech, K 1980-92	1	1	100.0	12	0	0	116.7
Pat McNally, WR-P 1976-85	4	3	75.0	81	0	0	116.7
Doug Gaynor, QB 1986	3	3	100.0	30	0	0	108.3
James Brooks, RB 1984-91	2	1	50.0	8	1	0	100.0
Dale Livingston, P-K 1968-69	2	2	100.0	15	0	0	97.9
Fred Willis, RB 1971-72	3	2	66.7	24	0	0	91.0
Scott Covington, QB 1999-2001	5	4	80.0	23	0	0	85.8
Adrian Breen, QB 1987	8	3	37.5	9	1	0	85.4
Carl Pickens, WR 1992-99	3	2	66.7	18	0	0	82.6
Stan Fritts, RB 1975-76	4	2	50.0	31	0	0	76.0
Dave Walter, QB 1987	21	10	47.6	113	0	0	64.2
Dave Green, P 1974-75	3	1	33.3	22	0	0	60.4
Dave Lewis, QB-P 1970-73	14	6	42.9	57	0	0	54.8
Eric Kresser, QB 1997-99	21	10	47.6	164	1	2	50.6
Eric Bieniemy, RB 1995-98	2	0	0.0	0	0	0	39.6
Steve Broussard, RB 1994	1	0	0.0	0	0	0	39.6
Ki-Jana Carter, RB 1995-99	1	0	0.0	0	0	0	39.6
Marvin Cobb, S 1975-79	1	0	0.0	0	0	0	39.6
David Dunn, WR 1995-98	1	0	0.0	0	0	0	39.6
Rob Hertel, QB 1978	4	1	25.0	9	0	0	39.6
Lynn James, WR 1990-91	1	0	0.0	0	0	0	39.6
Rex Keeling, P 1968	1	0	0.0	0	0	0	39.6
Steve Kreider, WR 1979-86	7	2	28.6	14	0	0	39.6
Doug Pelfrey, K 1993-99	1	0	0.0	0	0	0	39.6
Wayne Clark, QB 1974	22	9	40.9	98	0	3	15.2
Ben Bennett, QB 1987	6	2	33.3	25	0	1	7.6
Cris Collinsworth, WR 1981-88	1	0	0.0	0	0	1	0.0
Corey Dillon, RB 1997-2002	1	0	0.0	0	0	1	0.0
Todd Philcox, QB 1990	2	0	0.0	0	0	1	0.0
*Ira Hillary, WR 1987-89	0	0	—	0	0	0	—
*Eddie Brown, WR 1985-91	0	0	—	0	0	0	—

*—Sacked on his only pass attempt

BENGALS ALL-TIME SCORING

Players active with Bengals as of July 6, 2003, are listed in bold.

PLAYER	TD RUSH	TD RECV	TD RET	PAT	2-PT CONV	FG	SAF	PTS
Jim Breach, K 1980-92	0	0	0	476	0	225	0	1151
Doug Pelfrey, K 1993-99	0	0	0	201	0	153	0	660
Horst Muhlmann, K 1969-74	0	0	0	189	0	120	0	549
Pete Johnson, RB 1977-83	64	6	0	-	0	-	0	420
Carl Pickens, WR-KR 1992-99	0	63	1	-	2	-	0	388
James Brooks, RB 1984-91	37	27	0	-	0	-	0	384
Isaac Curtis, WR 1973-84	0	53	0	-	0	-	0	318
Chris Bahr, K 1976-79	0	0	0	130	0	62	0	316
Corey Dillon, RB 1997-2002	43	5	0	-	0	-	0	288
Eddie Brown, WR 1985-91	0	41	0	-	0	-	0	246
Larry Kinnebrew, RB 1983-87	37	3	0	-	0	-	0	240
Cris Collinsworth, WR 1981-88	0	36	0	-	0	-	0	216
Darnay Scott, WR 1994-2001	0	36	0	-	0	-	0	216
Bob Trumpy, TE-WR 1968-77	0	35	0	-	0	-	0	210
Neil Rackers, K 2000-02	0	0	0	74	0	44	0	206
Rodney Holman, TE 1982-92	0	34	0	-	0	-	0	204
Essex Johnson, RB 1968-75	18	11	0	-	0	-	0	174
Boobie Clark, RB 1973-78	25	2	0	-	0	-	0	162
Ickey Woods, RB 1988-91	27	0	0	-	0	-	0	162
Tim McGee, WR-KR 1986-92, 94-95	0	25	0	-	0	-	0	150
Paul Robinson, RB 1968-72	19	2	0	-	0	-	0	126
Tony McGee, TE 1993-2001	0	20	0	-	1	-	0	122
Ken Anderson, QB 1971-86	20	0	0	-	0	-	0	120
Stanford Jennings, RB-KR 1984-90	9	9	1	-	0	-	0	114
Ki-Jana Carter, RB 1995-99	16	1	0	-	0	-	0	102
Dan Ross, TE 1979-83, 85	0	16	0	-	0	-	0	96
Charles Alexander, RB 1979-85	13	2	0	-	0	-	0	90
Don Bass, TE-WR 1978-81	0	13	1	-	0	-	0	84
Don Warrick, WR-KR 2000-02	2	11	1	-	0	-	0	84
Stan Fritts, RB 1975-76	11	2	0	-	0	-	0	78
Archie Griffin, RB 1976-83	7	6	0	-	0	-	0	78
Lemar Parrish, CB-KR 1970-77	0	0	13	-	0	-	0	78
Stanley Wilson, RB 1983-84, 86, 88	11	2	0	-	0	-	0	78
Lenvil Elliott, RB 1973-78	3	9	0	-	0	-	0	72
Chip Myers, WR 1969-76	0	12	0	-	0	-	0	72
Dave Green, P-K 1974-75	0	0	0	40	0	10	0	70
Eric Ball, RB-KR 1989-94	8	3	0	-	0	-	0	66
Eric Crabtree, WR 1969-71	0	11	0	-	0	-	0	66
Derrick Fenner, RB 1992-94	9	2	0	-	0	-	0	66
Harold Green, RB 1990-95	8	3	0	-	0	-	0	66
Jeff Blake, QB 1994-99	10	0	0	-	2	-	0	64
Doug Dressler, RB 1970-74	9	1	0	-	0	-	0	60
M.L. Harris, TE 1980-85	0	10	0	-	0	-	0	60
Jess Phillips, RB-DB 1968-72	8	2	0	-	0	-	0	60
Craig Taylor, RB-KR 1989-91	7	3	0	-	0	-	0	60
Dale Livingston, P-K 1968-69	0	0	0	20	0	13	0	59
Steve Kreider, WR 1979-86	0	9	0	2	0	-	0	56
Bruce Coslet, TE 1969-76	0	9	0	-	0	-	0	54
Speedy Thomas, WR 1969-72	1	8	0	-	0	-	0	54
Ian Sunter, K 1980	0	0	0	15	0	11	0	48
Eric Bieniemy, RB 1995-98	6	0	1	-	0	-	0	42
Billy Brooks, WR 1976-79	0	7	0	-	0	-	0	42
Jeff Query, WR 1992-95	0	7	0	-	0	-	0	42
Ed Williams, RB 1974-75	5	2	0	-	0	-	0	42
Fred Willis, RB 1971-72	7	0	0	-	0	-	0	42
Brandon Bennett, RB-KR 1998-2002	5	0	1	-	0	-	0	36
Chad Johnson, WR 2001-02	0	6	0	-	0	-	0	36
Charlie Joiner, WR 1972-75	0	6	0	-	0	-	0	36
Mike Martin, WR-KR 1983-89	0	6	0	-	0	-	0	36
Jack Thompson, QB 1979-82	6	0	0	-	0	-	0	36
Tony Davis, RB-KR 1976-78	5	0	0	-	0	-	0	30
David Dunn, WR-KR 1995-98	0	4	1	-	0	-	0	30
Boomer Esiason, QB 1984-92, 97	5	0	0	-	0	-	0	30
Eric Kattus, TE 1986-91	0	5	0	-	0	-	0	30
Jon Kitna, QB 2001-02	5	0	0	-	0	-	0	30
Pat McNally, P-WR 1976-85	0	5	0	-	0	-	0	30
Ken Riley, CB 1969-83	0	0	5	-	0	-	0	30
Brian Milne, RB 1996-99	4	0	0	-	1	-	0	26
Virgil Carter, QB 1970-73	4	0	0	1	0	-	0	25
Tommy Casanova, S-KR 1972-77	0	0	4	-	0	-	0	24

(Bengals All-Time Scoring, continued)

PLAYER	TD RUSH	TD REC'V	TD RET	PAT	2-PT CONV	FG	SAF	PTS
Damon Gibson, WR-KR 1998	0	3	1	-	0	-	0	24
James Hundon, WR-KR 1996-99	0	4	0	-	0	-	0	24
Anthony Munoz, T 1980-92	0	4	0	-	0	-	0	24
Reggie Williams, LB 1976-89	0	0	3	-	0	-	2	22
Ron Dugans, WR 2000-02	0	3	0	-	1	-	0	20
James Francis, LB 1990-98	0	0	3	-	0	-	1	20
Jim Gallery, K 1989	0	0	0	13	0	2	0	19
Al Beauchamp, LB 1968-75	0	0	3	-	0	-	0	18
James Griffin, S 1983-85	0	0	3	-	0	-	0	18
Ray Griffin, CB 1978-84	0	0	3	-	0	-	0	18
Warren McVea, WR-KR 1968	1	2	0	-	0	-	0	18
Scott Perry, CB 1976-79	0	0	3	-	0	-	0	18
Turk Schonert, QB 1980-85, 87-89	3	0	0	-	0	-	0	18
Craig Thompson, TE 1992-93	0	3	0	-	0	-	0	18
David Verser, WR-KR 1981-84	0	3	0	-	0	-	0	18
Rick Walker, TE 1977-79	0	3	0	-	0	-	0	18
Sam Wyche, QB 1968-70	3	0	0	-	0	-	0	18
Steve Broussard, RB 1994	2	0	0	-	1	-	0	14
David Fulcher, S 1986-92	0	0	2	-	0	-	1	14
Willie Jackson, WR 1998-99	0	2	0	-	1	-	0	14
Darryl Williams, S 1992-95, 2000-01	0	0	2	-	0	-	1	14
Mike Barber, WR 1990-91	0	2	0	-	0	-	0	12
Marco Battaglia, TE 1996-2001	0	2	0	-	0	-	0	12
Royce Berry, DE 1969-75	0	0	2	-	0	-	0	12
Louis Breeden, CB 1978-87	0	0	2	-	0	-	0	12
Barney Bussey, S 1986-92	0	0	2	-	0	-	0	12
Jeff Cothran, RB 1994-96	1	1	0	-	0	-	0	12
Ira Hillary, WR-KR 1987-89	0	2	0	-	0	-	0	12
Ray Horton, CB 1983-88	0	0	2	-	0	-	0	12
Robert Jackson, S 1981-87, 89	0	0	2	-	0	-	0	12
Nicolas Luchey (formerly Nick Williams), RB 1999-2002	2	0	0	-	0	-	0	12
Tremain Mack, S-CB-KR 1997-2000	0	0	2	-	0	-	0	12
Lorenzo Neal, RB 2001-02	0	2	0	-	0	-	0	12
Mitchell Price, PR 1990-93	0	0	2	-	0	-	0	12
John Reaves, QB 1975-78	2	0	0	-	0	-	0	12
Corey Sawyer, CB-KR 1994-98	0	0	2	-	0	-	0	12
Matt Schobel, TE 2002	0	2	0	-	0	-	0	12
Willie Shelby, KR-RB 1976-77	0	0	2	-	0	-	0	12
Brian Simmons, LB 1998-2002	0	0	2	-	0	-	0	12
Takeo Spikes, LB 1998-2002	0	0	2	-	0	-	0	12
Deacon Turner, RB 1978-80	1	1	0	-	0	-	0	12
Michael Westbrook, WR 2002	0	2	0	-	0	-	0	12
Craig Yeast, WR-KR 1999-2000	0	0	2	-	0	-	0	12
Rod Sherman, WR-K 1968	0	1	0	4	0	0	0	10
Harry Gunner, DE 1968-69	0	0	1	-	0	-	1	8
Garrison Hearst, RB 1996	0	1	0	-	1	-	0	8
Leon White, LB 1986-91	0	0	1	-	0	-	1	8
Ashley Ambrose, CB 1996-98	0	0	1	-	0	-	0	6
Estes Banks, RB 1968	0	1	0	-	0	-	0	6
Leo Barker, LB 1984-91	0	0	1	-	0	-	0	6
Ray Bentley, LB 1992	0	0	1	-	0	-	0	6
Lewis Billups, CB 1986-91	0	0	1	-	0	-	0	6
Brian Brennan, WR 1992	0	1	0	-	0	-	0	6
Mike Brim, CB 1993-95	0	0	1	-	0	-	0	6
Glenn Buijnoch, G 1976-82	1	0	0	-	0	-	0	6
Wayne Clark, QB 1974	1	0	0	-	0	-	0	6
Marvin Cobb, S 1975-79	0	0	1	-	0	-	0	6
Greg Cook, QB 1969-74	1	0	0	-	0	-	0	6
John Copeland, DE 1993-2000	0	0	1	-	0	-	0	6
Jim Corbett, TE 1977-80	0	1	0	-	0	-	0	6
Neal Craig, S 1971-73	0	0	1	-	0	-	0	6
Mike Dingle, RB 1991-92	0	1	0	-	0	-	0	6
Eddie Edwards, DE 1977-88	0	0	1	-	0	-	0	6
Danny Farmer, WR 2000-02	0	1	0	-	0	-	0	6
Jim Griffin, DE 1968	0	0	1	-	0	-	0	6
Cliff Groce, RB 1999-2000	1	0	0	-	0	-	0	6
Jim Hargrave, RB 1981	1	0	0	-	0	-	0	6
Bo Harris, LB 1975-82	0	0	1	-	0	-	0	6
Artrell Hawkins, CB 1998-2002	0	0	1	-	0	-	0	6
Jeff Hayes, P 1986	1	0	0	-	0	-	0	6
Rodney Heath, CB 1999-2001	0	0	1	-	0	-	0	6
T.J. Houshmandzadeh, WR-KR 2001-02	0	1	0	-	0	-	0	6
Bobby Hunt, S 1968-69	1	0	0	-	0	-	0	6
Lynn James, WR 1990-91	0	1	0	-	0	-	0	6

PLAYER	TD RUSH	TD RECV	TD RET	PAT	2-PT CONV	FG	SAF	PTS
Dick Jauron, S 1978-81	0	0	1	-	0	-	0	6
Bill Johnson, RB 1985-87	1	0	0	-	0	-	0	6
Lee Johnson, P-K 1988-98	0	0	0	0	0	2	0	6
Roger Jones, CB 1994-96	0	0	1	-	0	-	0	6
Charlie King, CB 1968-69	0	0	1	-	0	-	0	6
Howie Kurnick, LB 1979-80	0	0	1	-	0	-	0	6
Jim LeClair, LB 1972-83	0	0	1	-	0	-	0	6
Marc Logan, RB 1987-88	1	0	0	-	0	-	0	6
Bob Maddox, DE 1974	0	0	1	-	0	-	0	6
Massimo Manca, K 1987	0	0	0	3	0	1	0	6
David McCluskey, RB 1987	1	0	0	-	0	-	0	6
John McDaniel, WR 1974-77	0	1	0	-	0	-	0	6
Ostell Miles, RB 1992-93	1	0	0	-	0	-	0	6
Scott Mitchell, QB 2000-01	1	0	0	-	0	-	0	6
Melvin Morgan, CB 1976-78	0	0	1	-	0	-	0	6
Reggie Rembert, WR 1991-93	0	1	0	-	0	-	0	6
Wade Russell, TE 1987	0	1	0	-	0	-	0	6
Mike St. Clair, DE 1980-82	0	0	1	-	0	-	0	6
Sam Shade, S 1995-98	0	0	1	-	0	-	0	6
Sedrick Shaw, RB 1999	1	0	0	-	0	-	0	6
John Simmons, CB-KR 1981-86	0	0	1	-	0	-	0	6
Tom Smiley, RB 1968	1	0	0	-	0	-	0	6
Akili Smith, QB 1999-2002	1	0	0	-	0	-	0	6
Kendal Smith, WR-KR 1989-90	0	1	0	-	0	-	0	6
Jimmy Spencer, CB 1996-97	0	0	1	-	0	-	0	6
Milt Stegall, WR-KR 1992-94	0	1	0	-	0	-	0	6
Eric Thomas, CB 1987-92	0	0	1	-	0	-	0	6
Melvin Tuten, T 1995-96	0	1	0	-	0	-	0	6
Fernandus Vinson, S 1991-94	0	0	1	-	0	-	0	6
Stepfret Williams, WR 1998	0	1	0	-	0	-	0	6
Alfred Williams, DE 1991-94	0	0	0	-	0	-	2	4
Ross Browner, DE 1978-86	0	0	0	1	0	-	1	3
Coy Bacon, DE 1976-77	0	0	0	-	0	-	1	2
Gary Burley, DE 1976-83	0	0	0	-	0	-	1	2
Ron Carpenter, DT-DE 1970-76	0	0	0	-	0	-	1	2
Alex Gordon, LB 1991-93	0	0	0	-	0	-	1	2
Paul Justin, QB 1998	0	0	0	-	1	-	0	2
Scott Schutt, LB 1987	0	0	0	-	0	-	1	2
Sherman White, DE 1972-75	0	0	0	-	0	-	1	2
Sandro Vitiello, K 1980	0	0	0	1	0	0	0	1

BENGALS PRO BOWL HISTORY

Former Bengals tackle Anthony Munoz was selected to play in 11 AFC-NFC Pro Bowl games. At the time of his retirement (1992), that was the most selections of any player in NFL history.

The complete list of Bengals selected for the NFL Pro Bowl and AFL All-Star games:

Player	Selections	Years*	Player	Selections	Years*
Anthony Munoz, T	11	1981-91	Jeff Blake, QB	1	1995
Lemar Parrish, CB	6	1970-71, 1974-77	Eddie Brown, WR	1	1988
Ken Anderson, QB	4	1975-76, 1981-82	Harold Green, RB	1	1992
James Brooks, RB	4	1986, 1988-90	Bob Johnson, C	1	1968
Isaac Curtis, WR	4	1973-76	Pete Johnson, FB	1	1981
Bob Trumpy, TE	4	1968-70, 1973	Jim LeClair, LB	1	1976
Tommy Casanova, S	3	1974, 1976-77	Tremain Mack, KR	1	1999
Cris Collinsworth, WR	3	1981-83	Pat McInally, P	1	1981
Corey Dillon, RB	3	1999-2001	Chip Myers, WR	1	1972
Boomer Esiason, QB	3	1986, 1988-89	Lorenzo Neal, FB	1	2002
David Fulcher, S	3	1988-90	Dan Ross, TE	1	1982
Rodney Holman, TE	3	1988-90	Eric Thomas, CB	1	1988
Max Montoya, G	3	1986, 1988-89			
Coy Bacon, DE	2	1976-77			
Tim Krumrie, NT	2	1987-88			
Carl Pickens, WR	2	1995-96			
Mike Reid, DT	2	1972-73			
Paul Robinson, RB	2	1968-69			
Ashley Ambrose, CB	1	1996			
Bill Bergey, LB	1	1969			

*Year listed is season during which player earned Pro Bowl selection (not calendar year in which Pro Bowl game was played).

BENGALS ALL-TIME INTERCEPTION STATISTICS

Players active with Bengals as of July 6, 2003, are listed in bold.

PLAYER	INT	TD	PLAYER	INT	TD
Ken Riley, CB 1969-83	65	5	Brian Simmons, LB 1998-2002	3	1
Louis Breedon CB, 1978-87	33	2	Carl Zander, LB 1985-91	3	0
David Fulcher, SS 1986-92	31	2	Ken Avery, LB 1969-74	2	0
Lemar Parrish, CB 1970-77	25	4	Chris Carter, SS-FS 2000-01	2	0
Tommy Casanova, FS 1972-77	17	2	Mike Fuller, FS 1981-82	2	0
Reggie Williams, LB 1976-89	16	1	Harry Gunner, DE 1968-69	2	1
Al Beauchamp, LB 1968-75	15	2	Roger Jones, CB 1994-96	2	1
Robert Jackson, FS 1981-87, 89	15	2	Joe Kelly, LB 1986-89	2	0
Eric Thomas, CB 1987-92	15	1	Alonzo Mitz, DE 1991-92	2	0
Ray Horton, CB 1983-88	14	2	Melvin Morgan, CB 1976-78	2	0
Ashley Ambrose, CB 1996-98	13	1	Mitchell Price, CB 1990-93	2	0
Marvin Cobb, FS 1975-79	13	1	John Simmons, CB 1981-86	2	1
James Francis, LB 1990-98	11	3	Daryl Smith, CB 1987-88	2	0
Ray Griffin, CB 1978-84	11	3	Justin Smith, DE 2001-02	2	0
Dick Jauron, FS 1978-81	11	1	Jimmy Turner, CB 1983-86	2	0
Corey Sawyer, CB 1994-98	11	1	Leon White, LB 1986-91	2	0
Darryl Williams, FS 1992-95, 2000-01	11	2	Sheldon White, CB 1993	2	0
Barney Bussey, SS 1986-92	10	0	Solomon Wilcotts, FS 1987-90	2	0
Jim LeClair, LB 1972-83	10	0	Robert Bean, CB 2000-01	1	0
Bill Bergey, LB 1969-73	9	0	Myron Bell, SS 1998-99	1	0
Lewis Billups, CB 1986-91	9	0	Roosevelt Blackmon, CB 1998-99	1	0
James Griffin, FS 1983-85	9	3	Greg Bright, FS 1980-81	1	0
Bernard Jackson, FS 1972-76	9	0	Jim Browner, FS 1979-80	1	0
Bobby Kemp, SS 1981-86	9	0	Ross Browner, DE 1978-86	1	0
Fletcher Smith, CB-S 1968-71	9	0	Jeff Burris, CB 2002	1	0
Artrell Hawkins, CB 1998-2002	8	1	Richard Carey, CB 1989	1	0
Bo Harris, LB 1975-82	7	1	Al Coleman, FS 1969-71	1	0
Steve Tovar, LB 1993-97	7	0	Ricky Davis, FS 1975	1	0
Rickey Dixon, FS 1988-92	6	0	Chris Devlin, LB 1975-78	1	0
Rod Jones, CB 1990-96	6	0	Tom Dinkel, LB 1978-83, 85	1	0
Jimmy Spencer, CB 1996-97	6	0	Gerald Dixon, LB 1996-97	1	0
Bracey Walker, SS 1994-96	6	0	Eddie Edwards, DE 1977-88	1	0
Mike Brim, CB 1993-95	5	1	Richard Fain, CB 1991	1	0
Glenn Cameron, LB 1975-85	5	0	Steve Foley, LB 1998-2002	1	0
Neal Craig, FS 1971-73	5	1	Oliver Gibson, DT 1999-2002	1	0
Bobby Hunt, FS 1968-69	5	0	David Grant, DE 1988-91	1	0
Kevin Kaesviharn, CB 2001-02	5	0	John Guillory, DB 1969-70	1	0
Bill Peterson, LB 1968-72	5	0	Sherrill Headrick, LB 1968	1	0
Takeo Spikes, LB 1998-2002	5	1	Bryan Hicks, FS 1980-84	1	0
Sandy Durko, FS 1970-72	4	0	Charlie King, CB 1968-69	1	1
Greg Myers, FS 1996-99	4	0	Jevon Langford, DE 1996-2001	1	0
Scott Perry, CB 1976-79	4	2	Tremain Mack, SS 1997-2000	1	0
Sam Shade, SS 1995-98	4	0	Ricardo McDonald, LB 1992-97	1	0
Doug Adams, LB 1971-74	3	0	Rob Niehoff, FS 1987	1	0
Leo Barker, LB 1984-91	3	0	Ron Pritchard, LB 1972-77	1	0
Tom Carter, CB 1999-2001	3	0	Thomas Randolph, CB 1998	1	0
John Copeland, DE 1993-2000	3	0	Rick Razzano, LB 1980-84	1	0
Ken Dyer, FS 1969-71	3	0	Mark Roman, CB-FS 2000-02	1	0
Kenny Graham, SS 1970	3	0	Adrian Ross, LB 1998-2002	1	0
Cory Hall, FS 1999-2002	3	0	Jeff Schuh, LB 1981-85	1	0
Rodney Heath, CB 1999-2001	3	1	Lamont Thompson, FS 2002	1	0
Louis Oliver, SS 1994	3	0	Leonard Wheeler, CB 1992-96	1	0
Bo Orlando, FS 1996-97	3	0	Wilson Whitley, DT 1977-82	1	0
Jess Phillips, FS 1968 (RB 1969-72)	3	0	Dan Wilkinson, DT 1994-97	1	0

PARRISH HITS PAYDIRT

The only Bengals player ever to score two touchdowns in a game on returns and/or recoveries is **Lemar Parrish** — and he did it three times.

Parrish, a Bengals cornerback and kick returner from 1970-77, scored two TDs on Nov. 8, 1970 at Buffalo (95-yard kickoff return and 83-yard return of a blocked FG attempt); on Dec. 17, 1972 at Houston (25-yard interception return and 33-yard interception return); and on Oct. 6, 1974 vs. Washington (90-yard punt return and 47-yard fumble return).

BENGALS 100-YARD RUSHERS

DATE	OPP.	PLAYER	ATT	YDS	LG	TD
10-27-68	@Oak.	Paul Robinson	17	159	87	1
11-3-68	Hou.	Paul Robinson	21	156	31	1
11-10-68	K.C.	Paul Robinson	24	115	36	0
11-17-68	@Mia.	Paul Robinson	22	134	54	3
10-4-69	@S.D.	Jess Phillips	13	103	49	0
11-2-69	Oak.	Jess Phillips	15	120	83	1
11-30-69	@Buff.	Paul Robinson	24	117	17	0
9-20-70	Oak.	Jess Phillips	15	130	76	1
11-15-70	Cle.	Virgil Carter	9	110	73	0
11-22-70	Pitt.	Paul Robinson	18	119	24	1
9-19-71	Phil.	Essex Johnson	8	113	68	1
12-5-71	@Cle.	Essex Johnson	4	109	86	1
10-29-72	Hou.	Doug Dressler	19	110	16	1
10-29-72	Hou.	Essex Johnson	16	103	19	1
9-23-73	Hou.	Essex Johnson	15	131	19	1
9-30-73	@S.D.	Essex Johnson	21	121	29	0
10-14-73	Pitt.	Boobie Clark	28	112	11	1
10-21-73	K.C.	Boobie Clark	26	104	11	1
10-31-76	Cle.	Boobie Clark	21	100	24	2
11-21-76	@K.C.	Archie Griffin	13	139	77	1
12-3-77	Den.	Pete Johnson	16	108	65	1
11-5-78	@S.D.	Deacon Turner	16	116	58	0
12-17-78	Cle.	Pete Johnson	27	160	25	1
10-28-79	Phil.	Archie Griffin	6	103	63	0
11-18-79	@Hou.	Pete Johnson	14	113	35	1
11-25-79	S.L.	Archie Griffin	17	105	36	0
10-19-80	Minn.	Pete Johnson	26	115	25	1
11-30-80	@K.C.	Pete Johnson	17	112	57	1
12-7-80	Balt.	Pete Johnson	32	118	9	2
12-14-80	@Chi.	Pete Johnson	28	134	18	1
11-1-81	Hou.	Pete Johnson	26	114	15	1
11-29-81	@Cle.	Pete Johnson	21	105	18	2
11-28-82	L.A. Raiders	Pete Johnson	23	129	19	1
10-30-83	G.B.	Pete Johnson	26	112	11	2
11-20-83	Hou.	Pete Johnson	30	137	15	2
12-4-83	@Pitt.	Pete Johnson	38	126	16	2
12-11-83	Det.	Pete Johnson	26	118	16	2
11-18-84	Sea.	Larry Kinnebrew	22	119	12	0
9-8-85	Sea.	Larry Kinnebrew	18	101	16	1
9-30-85	@Pitt.	James Brooks	18	133	32	2
11-3-85	@Buff.	Larry Kinnebrew	30	128	10	1
12-8-85	Dall.	James Brooks	13	109	32	2
9-18-86	@Cle.	James Brooks	14	118	53	0
10-19-86	Hou.	James Brooks	18	133	24	2
11-2-86	@Det.	James Brooks	15	120	55	0
12-7-86	@N.E.	James Brooks	18	163	56	1
12-7-86	@N.E.	Stanley Wilson	16	120	58	1
10-11-87	@Sea.	Marc Logan	16	103	30	1
11-15-87	@Atl.	Larry Kinnebrew	27	100	17	1

DATE	OPP.	PLAYER	ATT	YDS	LG	TD
10-9-88	NYJ	Ickey Woods	30	139	21	2
10-23-88	Hou.	James Brooks	16	102	18	3
11-6-88	Pitt.	Ickey Woods	10	110	56	0
11-20-88	@Dall.	James Brooks	16	148	51	1
11-27-88	Buff.	Ickey Woods	26	129	17	3
12-4-88	S.D.	Ickey Woods	19	141	30	2
12-17-88	Wash.	Ickey Woods	18	115	24	0
9-17-89	Pitt.	James Brooks	20	113	16	1
10-8-89	@Pitt.	James Brooks	17	127	65	2
10-29-89	T.B.	James Brooks	17	131	41	1
11-13-89	@Hou.	James Brooks	19	141	58	1
11-26-89	@Buff.	James Brooks	20	105	30	0
11-18-90	Pitt.	James Brooks	20	105	21	0
12-23-90	Hou.	James Brooks	20	201	56	1
9-8-91	Hou.	James Brooks	20	101	14	0
9-15-91	@Cle.	James Brooks	18	111	25	0
10-13-91	@Dall.	Harold Green	12	124	75	1
10-21-91	@Buff.	Harold Green	26	141	28	0
11-3-91	Cle.	Harold Green	24	135	29	0
9-6-92	@Sea.	Harold Green	21	123	52	0
9-20-92	@G.B.	Harold Green	21	101	15	0
11-8-92	@Chi.	Harold Green	25	117	16	0
11-29-92	Pitt.	Harold Green	16	116	34	0
12-20-92	N.E.	Harold Green	31	190	53	1
9-21-97	@Den.	Ki-Jana Carter	13	104	79	1
11-2-97	S.D.	Corey Dillon	19	123	71	1
11-30-97	@Phil.	Corey Dillon	19	114	37	0
12-4-97	Tenn.	Corey Dillon	39	246	59	4
12-14-97	Dall.	Corey Dillon	26	127	14	1
9-27-98	@Balt.	Corey Dillon	25	116	14	0
10-18-98	@Tenn.	Corey Dillon	14	124	66	1
11-1-98	Den.	Corey Dillon	35	110	27	0
11-29-98	Jax	Corey Dillon	16	107	61	0
9-26-99	@Car.	Corey Dillon	20	113	30	0
10-10-99	@Cle.	Corey Dillon	28	168	38	0
11-28-99	@Pitt.	Corey Dillon	23	120	20	0
12-5-99	S.F.	Corey Dillon	25	133	27	1
12-12-99	Cle.	Corey Dillon	28	192	50	3
10-1-00	Mia.	Corey Dillon	22	110	19	0
10-22-00	Den.	Corey Dillon	22	278	65	2
10-29-00	@Cle.	Corey Dillon	27	137	25	1
11-26-00	Pitt.	Corey Dillon	23	128	20	2
12-3-00	Ariz.	Corey Dillon	35	216	57	1
9-9-01	N.E.	Corey Dillon	24	104	40	1
10-14-01	Cle.	Corey Dillon	31	140	25	1
10-28-01	@Det.	Corey Dillon	27	184	96	2
12-23-01	@Balt.	Corey Dillon	24	127	19	0
9-15-02	@Cle.	Corey Dillon	22	108	14	0
10-6-02	@Ind.	Corey Dillon	23	164	67	2
10-27-02	Tenn.	Corey Dillon	30	138	31	1
11-10-02	@Balt.	Corey Dillon	21	102	19	0
12-22-02	N.O.	Corey Dillon	18	126	26	0

1000-YARD DUOS

Seven times in the Bengals' 35-year history the team has had both a 1000-yard rusher and a 1000-yard receiver in the same season:

Year	Rusher	Yds.	Receiver	Yds.
1981	Pete Johnson	1077	Cris Collinsworth	1009
1986	James Brooks	1087	Cris Collinsworth	1024
1988	Ickey Woods	1066	Eddie Brown	1273
1989	James Brooks	1239	Tim McGee	1211
1998	Corey Dillon	1130	Carl Pickens	1023
1999	Corey Dillon	1200	Darnay Scott	1022
2002	Corey Dillon	1311	Chad Johnson	1166

BENGALS 100-YARD RECEIVERS

DATE	OPP.	PLAYER	NO	YDS	LG	TD
9-15-68	Den.	Bob Trumphy	4	114	58	1
9-14-69	Mia.	Eric Crabtree	3	113	69	2
9-21-69	S.D.	Bob Trumphy	3	118	78	1
9-28-69	K.C.	Bob Trumphy	4	100	80	1
10-12-69	NYJ	Eric Crabtree	6	133	35	1
10-19-69	Den.	Speedy Thomas	9	155	49	1
11-9-69	@Hou.	Bob Trumphy	5	159	70	3
11-9-69	@Hou.	Eric Crabtree	5	117	70	1
12-14-69	@Den.	Speedy Thomas	7	177	62	1
9-19-71	Phil.	Speedy Thomas	4	122	90	1
11-14-71	@Den.	Bruce Coslet	5	102	71	1
12-9-72	Cle.	Chip Myers	8	116	18	0
9-30-73	@S.D.	Essex Johnson	2	116	78	2
10-21-73	K.C.	Isaac Curtis	8	106	21	0
12-9-73	Cle.	Isaac Curtis	5	117	70	3
12-16-73	@Hou.	Isaac Curtis	2	144	77	2
9-15-74	Cle.	Isaac Curtis	5	117	49	1
11-3-74	@Balt.	Isaac Curtis	5	166	77	2
9-21-75	Cle.	Isaac Curtis	6	127	50	1
11-2-75	Pitt.	Charlie Joiner	5	114	34	1
11-17-75	Buf.	Isaac Curtis	7	139	55	0
11-17-75	Buf.	Chip Myers	7	108	30	0
11-23-75	@Cle.	Charlie Joiner	7	200	51	0
10-31-76	Cle.	Isaac Curtis	6	116	69	1
11-14-76	Hou.	Isaac Curtis	4	116	54	1
12-6-76	@Oak.	John McDaniel	9	201	46	1
9-25-77	Sea.	Isaac Curtis	3	100	54	1
11-13-77	@Minn.	Billy Brooks	7	198	94	1
12-10-77	Pitt.	Billy Brooks	6	166	57	0
10-29-78	Hou.	Isaac Curtis	4	130	57	1
11-13-78	Oak.	Isaac Curtis	7	101	25	1
12-17-78	Cle.	Isaac Curtis	7	138	43	0
9-9-79	@Buf.	Billy Brooks	6	156	73	1
9-30-79	@Dall.	Don Bass	8	108	21	1
10-21-79	@Cle.	Don Bass	5	100	50	1
10-21-79	@Cle.	Isaac Curtis	6	108	49	1
11-4-79	@Balt.	Isaac Curtis	5	144	67	3
11-4-79	@Balt.	Dan Ross	5	102	41	0
12-2-79	@Pitt.	Isaac Curtis	5	119	32	2
10-19-80	Minn.	Don Bass	7	110	55	1
12-7-80	Balt.	Isaac Curtis	7	176	67	1
9-13-81	@NYJ	Isaac Curtis	5	108	42	0
9-27-81	Buf.	Cris Collinsworth	10	111	23	1
10-11-81	@Balt.	Dan Ross	7	106	36	1
11-8-81	@S.D.	Isaac Curtis	8	147	68	1
11-22-81	Den.	Dan Ross	7	123	37	0
12-20-81	@Atl.	Cris Collinsworth	5	128	74	1
9-19-82	@Pitt.	Cris Collinsworth	9	144	35	0
12-20-82	@S.D.	Cris Collinsworth	9	156	49	1
1-2-83	@Hou.	Dan Ross	9	101	18	1
10-2-83	Balt.	Cris Collinsworth	9	206	63	1
10-16-83	@Den.	Cris Collinsworth	7	149	48	0
11-13-83	@K.C.	Cris Collinsworth	7	118	32	1
11-28-83	@Mia.	Isaac Curtis	4	114	80	1
11-28-83	@Mia.	Cris Collinsworth	8	127	48	0
12-17-83	@Minn.	Steve Kreider	9	109	21	0
9-2-84	@Den.	Cris Collinsworth	10	141	24	0
9-16-84	@NYJ	M.L. Harris	4	148	80	1
11-25-84	Atl.	Cris Collinsworth	6	134	57	2
9-8-85	Sea.	Cris Collinsworth	4	101	71	0
9-15-85	@S.L.	Eddie Brown	5	106	44	1
9-22-85	S.D.	Cris Collinsworth	10	161	26	2
10-20-85	@Hou.	Eddie Brown	7	124	39	1
11-10-85	Cle.	Cris Collinsworth	8	135	27	0
12-8-85	Dallas	Cris Collinsworth	7	123	58	1
12-22-85	@N.E.	Eddie Brown	5	129	44	1
9-28-86	Chi.	Cris Collinsworth	6	115	43	0
11-9-86	@Hou.	Eddie Brown	9	132	26	0
11-30-86	@Den.	Cris Collinsworth	8	138	46	2
12-7-86	@N.E.	James Brooks	6	101	30	0
12-21-86	NYJ	Rodney Holman	6	129	34	1

DATE	OPP.	PLAYER	NO	YDS	LG	TD
11-1-87	Hou.	James Brooks	6	103	46	0
11-1-87	Hou.	Cris Collinsworth	8	121	22	0
11-8-87	Mia.	Eddie Brown	8	105	21	0
11-22-87	Pitt.	Tim McGee	8	139	49	0
12-13-87	@Cle.	Tim McGee	4	117	44	0
12-27-87	@Hou.	Cris Collinsworth	4	119	53	0
9-4-88	Phoe.	Eddie Brown	6	143	61	1
9-11-88	@Phil.	Tim McGee	4	114	78	2
9-25-88	Cle.	Eddie Brown	4	127	46	0
10-9-88	NYJ	Eddie Brown	5	103	60	2
11-6-88	Pitt.	Eddie Brown	7	216	86	2
12-17-88	Wash.	Eddie Brown	2	115	69	1
9-17-89	Pitt.	Tim McGee	6	100	27	0
10-29-89	T.B.	Tim McGee	5	127	46	2
11-19-89	Det.	Tim McGee	11	194	55	1
12-10-89	Sea.	Tim McGee	7	109	23	1
12-17-89	Hou.	Eddie Brown	6	107	35	2
12-17-89	Hou.	Tim McGee	6	147	74	1
12-25-89	@Minn.	Eddie Brown	6	109	34	1
9-16-90	@S.D.	Eddie Brown	10	178	30	2
9-23-90	N.E.	Tim McGee	6	163	52	0
10-7-90	@LA Rams	James Brooks	7	109	30	2
10-7-90	@LA Rams	Rodney Holman	10	161	27	0
10-7-90	@LA Rams	Tim McGee	8	142	32	0
10-6-91	Sea.	Eddie Brown	7	117	43	0
11-10-91	Pitt.	Tim McGee	3	101	52	0
9-26-93	Sea.	Tony McGee	7	102	37	0
10-24-93	@Hou.	Carl Pickens	7	127	36	0
10-30-94	Dall.	Darnay Scott	4	155	67	2
11-6-94	@Sea.	Darnay Scott	7	157	76	0
11-13-94	Hou.	Carl Pickens	11	188	50	3
11-20-94	Ind.	Carl Pickens	6	103	53	0
11-27-94	@Den.	Carl Pickens	6	132	70	1
12-4-94	Pitt.	Carl Pickens	4	105	56	1
12-24-94	Phil.	Carl Pickens	9	135	51	1
9-3-95	@Ind.	Tony McGee	6	118	41	0
9-10-95	Jax.	Carl Pickens	5	102	68	1
9-24-95	Hou.	Tony McGee	8	109	35	1
9-24-95	Hou.	Darnay Scott	4	125	56	1
10-1-95	Mia.	Carl Pickens	9	117	44	3
10-19-95	@Pitt.	Carl Pickens	8	108	41	1
11-12-95	@Hou.	Carl Pickens	7	108	30	2
11-19-95	Pitt.	Carl Pickens	8	129	26	1
11-10-96	Pitt.	Carl Pickens	12	103	21	0
11-24-96	Atl.	Carl Pickens	11	176	61	3
12-1-96	@Jax.	Carl Pickens	7	109	26	3
12-8-96	Balt.	Darnay Scott	8	103	27	0
9-21-97	@Den.	Carl Pickens	8	125	48	0
11-30-97	@Phil.	James Hundon	5	118	52	2
12-14-97	Dall.	Darnay Scott	4	112	48	1
12-21-97	Balt.	Darnay Scott	6	129	77	1
9-13-98	@Det.	Darnay Scott	5	130	70	2
9-27-98	@Balt.	Carl Pickens	7	120	67	2
10-11-98	Pitt.	Carl Pickens	13	204	50	1
12-20-98	@Pitt.	Brandon Bennett	3	119	55	0
12-20-98	@Pitt.	Darnay Scott	7	152	61	1
10-10-99	@Cle.	Darnay Scott	8	110	19	0
11-7-99	@Sea.	Carl Pickens	4	104	75	1
11-28-99	@Pitt.	Darnay Scott	4	123	76	1
12-5-99	S.F.	Carl Pickens	7	107	37	2
12-17-00	Jax.	Danny Farmer	5	102	38	0
9-9-01	N.E.	Darnay Scott	5	104	34	0
12-30-01	Pitt.	Peter Warrick	10	109	20	0
12-30-01	Pitt.	Darnay Scott	7	113	49	0
1-6-02	@Tenn.	Darnay Scott	9	152	39	0
11-10-02	@Balt.	Chad Johnson	7	110	39	1
11-17-02	Cle.	Chad Johnson	4	103	72	1
11-24-02	@Pitt.	Chad Johnson	7	152	55	0
12-8-02	@Car.	Chad Johnson	6	114	32	0
12-29-02	@Buf.	Chad Johnson	6	123	50	0

BENGALS 300-YARD PASSERS

DATE	OPP.	PLAYER	ATT	CMP	YDS	TD	LG	INT
9-21-69	S.D.	Greg Cook	22	14	327	3	78	1
10-27-74	Hou.	Ken Anderson	44	30	352	3	37	1
11-2-75	Pitt.	Ken Anderson	42	19	331	3	35	3
11-17-75	Bul.	Ken Anderson	46	30	447	2	55	0
12-10-77	Pitt.	Ken Anderson	33	15	303	1	57	1
11-13-78	Oak.	Ken Anderson	50	30	388	2	34	4
10-21-79	@Cle.	Ken Anderson	32	20	318	2	50	0
11-4-79	@Balt.	Ken Anderson	28	17	320	3	67	2
9-27-81	Bul.	Ken Anderson	40	28	328	3	23	0
10-18-81	Pitt.	Ken Anderson	28	16	346	2	73	0
11-22-81	Den.	Ken Anderson	37	25	396	3	65	0
9-12-82	Hou.	Ken Anderson	40	29	354	2	50	0
9-19-82	@Pitt.	Ken Anderson	38	27	323	0	35	3
12-20-82	@S.D.	Ken Anderson	56	40	416	2	49	1
1-2-83	@Hou.	Ken Anderson	31	27	323	2	44	0
10-2-83	Balt.	Ken Anderson	31	21	330	3	63	3
11-28-83	@Mia.	Ken Anderson	36	23	342	1	80	2
9-2-84	@Den.	Ken Anderson	49	25	323	0	28	1
9-9-84	K.C.	Ken Anderson	37	24	310	0	35	0
9-16-84	@NYJ	Ken Anderson	22	16	316	2	80	4
9-22-85	S.D.	Boomer Esiason	44	26	320	3	26	2
10-20-85	@Hou.	Boomer Esiason	52	30	381	3	39	3
12-1-85	Hou.	Boomer Esiason	24	18	320	3	64	0
12-15-85	@Wash.	Boomer Esiason	39	22	357	2	56	2
11-16-86	Sea.	Boomer Esiason	33	22	334	1	57	1
11-30-86	@Den.	Boomer Esiason	30	21	306	2	46	1
12-21-86	NYJ	Boomer Esiason	30	23	425	5	49	1
10-25-87	@Pitt.	Boomer Esiason	32	20	303	2	43	2
11-1-87	Hou.	Boomer Esiason	41	26	387	2	47	2
11-22-87	Pitt.	Boomer Esiason	53	30	409	0	49	3
12-6-87	K.C.	Boomer Esiason	44	28	368	2	26	0
12-13-87	@Cle.	Boomer Esiason	39	22	361	1	54	2
9-11-88	@Phil.	Boomer Esiason	32	20	363	4	78	1
10-2-88	@L.A. Raiders	Boomer Esiason	28	21	332	3	37	0
11-6-88	Pitt.	Boomer Esiason	23	16	318	3	86	2
9-17-89	Pitt.	Boomer Esiason	27	16	328	2	45	0
11-19-89	Det.	Boomer Esiason	39	30	399	3	55	1
12-17-89	Hou.	Boomer Esiason	27	20	326	4	74	0
12-25-89	@Minn.	Boomer Esiason	54	31	367	3	65	3
10-7-90	@L.A. Rams	Boomer Esiason	45	31	490	3	32	0
11-10-91	Pitt.	Boomer Esiason	43	32	361	1	52	1
12-22-91	N.E.	Boomer Esiason	40	20	333	3	53	0
11-6-94	@Sea.	Jeff Blake	43	31	387	0	76	1
11-13-94	Hou.	Jeff Blake	33	23	354	4	50	0
9-24-95	Hou.	Jeff Blake	46	24	356	3	56	0
11-24-96	Atl.	Jeff Blake	36	21	349	4	61	0
12-1-96	@Jax.	Jeff Blake	39	23	313	3	48	2
9-7-97	@Balt.	Jeff Blake	45	25	317	1	36	2
11-30-97	@Phil.	Boomer Esiason	47	27	378	4	52	1
9-13-98	@Det.	Neil O'Donnell	36	25	303	2	70	0
12-20-98	@Pitt.	Jeff Blake	36	20	367	1	61	1
12-5-99	S.F.	Jeff Blake	30	21	334	4	58	0
11-11-01	at Jax.	Jon Kitna	48	28	303	0	32	1
12-30-01	Pitt.	Jon Kitna	68	35	411	2	49	1
1-6-02	at Tenn.	Jon Kitna	47	28	340	0	39	1
12-1-02	Balt.	Jon Kitna	46	30	308	2	35	1

GO LONG ... REAL LONG

The Bengals record book shows two pass plays of 90 or more yards:

- QB **Ken Anderson** hooked up with WR **Billy Brooks** for a team-record 94-yarder for a touchdown on Nov. 13, 1977 at Minnesota.
- QB **Virgil Carter** connected with WR **Speedy Thomas** for a 90-yard TD strike on Sept. 19, 1971 vs. Philadelphia at Riverfront Stadium.

BENGALS LAST TIMES

BENGALS RETURNED KICKOFF FOR TOUCHDOWN:

Nov. 10, 2002 at Baltimore — Brandon Bennett, 94 yds.

OPPONENT RETURNED KICKOFF FOR TOUCHDOWN:

Oct. 13, 2002 vs. Pittsburgh — Antwaan Randle El, 99 yds.

BENGALS RETURNED PUNT FOR TOUCHDOWN:

Dec. 17, 2000 vs. Jacksonville — Peter Warrick, 82 yds.

OPPONENT RETURNED PUNT FOR TOUCHDOWN:

Dec. 8, 2002 at Carolina — Steve Smith, 87 yds. & 61 yards

BENGALS RETURNED INTERCEPTION FOR TOUCHDOWN:

Nov. 3, 2002 at Houston — Artrell Hawkins, 102 yds.

OPPONENT RETURNED INTERCEPTION FOR TOUCHDOWN:

Dec. 1, 2002 vs. Baltimore — Chad Williams, 98 yds.

BENGALS RECOVERED OPPONENT'S FUMBLE IN END ZONE FOR TOUCHDOWN:

Nov. 16, 1986 vs. Seattle — Eddie Edwards

BENGALS RETURNED OPPONENT'S FUMBLE FOR TOUCHDOWN:

Dec. 8, 2002 at Carolina — Takeo Spikes, 45 yds.

OPPONENT RECOVERED BENGALS FUMBLE IN END ZONE FOR TOUCHDOWN:

Dec. 8, 2002 at Carolina — Al Wallace recovered Jon Kitna fumble

OPPONENT RETURNED BENGALS FUMBLE FOR TOUCHDOWN:

Nov. 26, 2000 vs. Pittsburgh — Jason Gildon, 22 yds.

BENGALS BLOCKED A PUNT:

Nov. 12, 1995 at Houston — Darryl Williams blocked Rich Camarillo punt (safety)

BENGALS RETURNED BLOCKED PUNT FOR TOUCHDOWN:

Nov. 19, 1989 vs. Detroit — Barney Bussey recovered ball in end zone after Eric Thomas blocked Jim Arnold punt

OPPONENT BLOCKED A PUNT:

Dec. 1, 2002 vs. Baltimore — Chad Williams blocked Nick Harris punt (Ron Johnson recovered and returned it 22 yards for TD)

OPPONENT RETURNED BLOCKED PUNT FOR TOUCHDOWN:

Dec. 1, 2002 vs. Baltimore — Ron Johnson recovered ball and returned it 22 yards for TD after Chad Williams blocked Nick Harris punt

BENGALS BLOCKED FIELD GOAL ATTEMPT:

Nov. 3, 2002 at Houston — JoJuan Armour blocked Kris Brown's 46-yd. FG attempt

BENGALS RETURNED BLOCKED FIELD GOAL ATTEMPT FOR TOUCHDOWN:

Nov. 8, 1970 at Buffalo — Lemar Parrish, 83 yds.

OPPONENT BLOCKED FIELD GOAL ATTEMPT:

Oct. 8, 2000 vs. Tennessee — John Thornton blocked Neil Rackers' 35-yd. FG attempt

OPPONENT RETURNED BLOCKED FIELD GOAL ATTEMPT FOR TOUCHDOWN:

Dec. 1, 1996 at Jacksonville — Mickey Washington, 65 yds.

BENGALS SCORED ON SAFETY:

Oct. 29, 2000 at Cleveland — Offensive holding penalty on Cleveland in own end zone (Vaughn Booker held by Roman Oben)

OPPONENT SCORED ON SAFETY:

Dec. 8, 2002 at Carolina — Corey Dillon tackled in end zone (team safety)

BENGALS WON SHUTOUT

Dec. 3, 1989 at Cleveland — 21-0 win

BENGALS LOST SHUTOUT

Dec. 23, 2001 at Baltimore — 16-0 loss

STREAKS TO REMEMBER

The Bengals' record for consecutive made field goals is 13, first set by **Jim Breech** in 1990 and later tied by **Doug Pelfrey** in '93 and '95. But two other Bengals FG streaks are clearly worthy of note:

- While tying the record in 1995, Pelfrey also put together a streak of 19 made FGs in 20 attempts. His only miss among the 20 came on a try of 63 yards just before halftime Oct. 29 vs. Cleveland. Take away that low-percentage attempt, and Pelfrey would have a record-smashing Bengals streak of 19 straight FGs.
- Over the 1973-74 seasons, **Horst Muhlmann** knocked home 14 straight field goals. But three of the kicks came during a 1973 season playoff game against Miami, and postseason games form a separate category in record-keeping.

BENGALS LONGEST PLAYS

(Touchdowns unless noted otherwise)

1. 102 yds. — Louis Breeden — interception at San Diego, 11-8-81
- 102 yds. — Eric Bieniemy — KO return at N.Y. Giants, 10-26-97
- 102 yds. — Artrell Hawkins — interception at Houston, 11-3-02
4. 99 yds. — Tremain Mack — KO return vs. Tennessee, 11-14-99
5. 98 yds. — Stanford Jennings — KO return at Kansas City, 11-13-88
6. 97 yds. — Darryl Williams — interception vs. Pittsburgh, 11-7-93
- 97 yds. — Willie Shelby — KO return at Cleveland, 10-3-76
- 97 yds. — Tremain Mack — KO return at Baltimore, 9-27-98
9. 96 yds. — Ray Griffin — interception vs. San Diego, 11-11-79
- 96 yds. — Corey Dillon — rush at Detroit, 10-28-01
11. 95 yds. — Carl Pickens — punt return at Green Bay, 9-20-92
- 95 yds. — Lemar Parrish — KO return at Buffalo, 11-8-70
13. 94 yds. — Tim McGee — KO return vs. Minnesota, 10-23-86 (not a TD)
- 94 yds. — Ken Anderson to Billy Brooks — pass at Minnesota, 11-13-77
- 94 yds. — Brandon Bennett — KO return at Baltimore, 11-10-02
16. 93 yds. — Stanford Jennings — KO return vs. San Francisco, 1-22-89 (Super Bowl XXIII)
17. 90 yds. — Lemar Parrish — punt return vs. Washington, 10-6-74
- 90 yds. — Virgil Carter to Speedy Thomas — pass vs. Philadelphia, 9-19-71
- 90 yds. — David Dunn — KO return vs. Pittsburgh, 11-10-96
20. 88 yds. — Jeff Blake to Darnay Scott — pass at Seattle, 9-17-95

OPPONENTS LONGEST PLAYS

(Touchdowns unless noted otherwise)

1. 105 yds. — Mercury Morris (Miami) — KO return at Cincinnati, 9-14-69
2. 103 yds. — Bob Gresham (Houston) — KO return at Cincinnati, 9-23-73
3. 101 yds. — Derrick Mason (Tennessee) — KO return at Cincinnati, 11-18-01
4. 100 yds. — Max Anderson (Buffalo) — KO return at Cincinnati, 9-22-68
- 100 yds. — Jon Vaughn (New England) — KO return at Cincinnati, 12-20-92
6. 99 yds. — Antwaan Randle El (Pittsburgh) — KO return at Cincinnati, 10-13-02
7. 98 yds. — Darrol Ray (N.Y. Jets) — interception at Cincinnati, 1-9-83 (playoff game)
- 98 yds. — Chad Williams (Baltimore) — interception at Cincinnati, 12-1-02
9. 97 yds. — Darren Lewis (Chicago) — KO return at Chicago, 11-8-92
10. 96 yds. — Carl Roaches (Houston) — KO return at Houston, 10-4-81
- 96 yds. — Bobby Humphrey (N.Y. Jets) — KO return at Cincinnati, 12-21-86
12. 95 yds. — Aaron Bailey (Indianapolis) — KO return at Cincinnati, 12-22-96
- 95 yds. — Lamont Brightful (Baltimore) — punt return at Baltimore, 11-10-02
14. 94 yds. — Herschel Walker (Philadelphia) — KO return at Cincinnati, 12-24-94
15. 93 yds. — Robert Lyles (Houston) — fumble return at Cincinnati, 10-19-86
16. 92 yds. — Billy Lefear (Cleveland) — KO return at Cleveland, 11-23-75 (not a TD)
- 92 yds. — Bo Jackson (L.A. Raiders) — rush at Los Angeles, 11-5-89
- 92 yds. — Eric Metcalf (Cleveland) — punt return at Cincinnati, 9-4-94
19. 91 yds. — Desmond Howard (Detroit) — KO return at Detroit, 10-28-01 (not a TD)
20. 90 yds. — Arthur Whittington (Oakland) — KO return at Oakland, 11-9-80
- 90 yds. — Kendall Williams (Baltimore) — KO return at Cincinnati, 10-2-83 (not a TD)
- 90 yds. — Aaron Beasley (Jacksonville) — fumble return at Jacksonville, 11-8-98

10 WINS, NO PLAYOFFS

The best Bengals team to miss out on postseason play was coach **Bill Johnson's** 1976 club, which went 10-4 but lost a tiebreaker to Pittsburgh for the AFC Central title. Only one Wild Card team made the playoffs from each conference at that time, and the berth went to an 11-3 New England club that lost a tiebreaker in the AFC East. One other Bengals team — the 1986 club — won 10 games (10-6) and failed to make the playoffs.

BENGALS OFFENSE & DEFENSE YEAR-BY-YEAR

OFFENSE

YEAR	PLAYS	FIRST DOWNS	RUSH YDS	NET PASS YDS	TOTAL YDS	PTS
1968	772	171	1807	1619	3426	215
1969	728	172	1523	2345	3868	280
1970	831	210	2057	1870	3927	312
1971	867	236	2142	2124	4266	284
1972	899	255	1996	2321	4317	299
1973	871	252	2236	2276	4512	286
1974	835	260	1978	2511	4489	283
1975	966	295	1819	3241	5060	340
1976	878	238	2109	1991	4300	335
1977	904	248	1861	2333	4194	238
1978	1034	271	2131	2741	4872	252
1979	1049	289	2329	2310	4639	337
1980	1060	283	2069	2815	4884	244
1981	1078	361	1973	3995	5968	421
1982	606	207	949	2339	3288	232
1983	1036	327	2104	3183	5287	346
1984	1081	339	2179	3301	5480	339
1985	1062	344	2183	3717	5900	441
1986	1046	348	2533	3957	6490	409
1987	1045	319	2164	3213	5377	285
1988	985	351	2710	3347	6057	448
1989	1083	348	2483	3618	6101	404
1990	943	277	2120	2943	5063	360
1991	993	286	1811	3158	4969	263
1992	934	248	1976	1943	3919	274
1993	986	239	1511	2541	4052	187
1994	990	267	1556	3236	4792	276
1995	975	288	1439	3753	5192	349
1996	1088	332	1793	3432	5225	372
1997	1002	310	1966	3316	5282	355
1998	979	271	1639	3185	4824	268
1999	1039	293	2051	3226	5277	283
2000	1001	254	2314	1946	4260	185
2001	1071	294	1712	3088	4800	226
2002	1054	315	1730	3476	5206	279

DEFENSE

YEAR	PLAYS	FIRST DOWNS	RUSH YDS	NET PASS YDS	TOTAL YDS	PTS
1968	916	275	2097	2620	4717	329
1969	935	278	2651	2686	5337	367
1970	874	236	1543	2635	4178	255
1971	811	213	1778	2128	3906	265
1972	794	207	1815	1737	3552	229
1973	840	219	1807	1898	3705	231
1974	892	256	2152	1790	3942	259
1975	889	241	2194	1729	3923	246
1976	930	234	1912	1758	3670	210
1977	901	253	1897	2227	4124	235
1978	1036	269	2396	2236	4632	284
1979	1052	334	2219	3692	5911	421
1980	995	286	1680	3124	4804	312
1981	1055	324	1881	3408	5289	304
1982	551	170	850	2043	2893	177
1983	973	276	1499	2828	4327	302
1984	1034	322	1868	3391	5259	339
1985	1019	337	1999	3664	5663	437
1986	1051	336	2122	3152	5274	394
1987	937	286	1641	3056	4697	370
1988	1059	322	2048	3134	5182	329
1989	997	280	2162	3135	5297	285
1990	1010	308	2085	3520	5605	352
1991	980	308	1662	3990	5652	435
1992	1024	319	2007	3326	5333	364
1993	1000	306	2220	2798	5018	319
1994	1053	310	1906	3248	5154	406
1995	1127	355	2104	4245	6349	374
1996	1047	317	1643	3826	5469	369
1997	1091	351	2223	3459	5682	405
1998	992	310	2612	3151	5763	452
1999	1011	316	1699	3798	5497	460
2000	1068	307	1925	3562	5487	359
2001	1013	281	1675	3157	4832	309
2002	976	315	2003	3262	5265	456

BENGALS YEAR-BY-YEAR VS. NFC TEAMS (Regular Season)

SEASON	W	L	T
1970	1	2	0
1971	1	2	0
1972	2	1	0
1973	2	1	0
1974	2	1	0
1975	3	0	0
1976	2	0	0
1977	2	1	0
1978	2	2	0
1979	2	2	0
1980	2	2	0
1981	2	2	0
1982	1	0	0
1983	3	1	0
1984	2	2	0
1985	2	2	0
1986	3	1	0

SEASON	W	L	T
1987	1	2	0
1988	4	0	0
1989	2	2	0
1990	1	3	0
1991	1	3	0
1992	1	3	0
1993	2	2	0
1994	1	3	0
1995	2	2	0
1996	2	2	0
1997	2	2	0
1998	1	3	0
1999	1	2	0
2000	1	2	0
2001	1	2	0
2002	1	3	0
TOTALS	58	58	0

BENGALS TOUGH IN OVERTIME

The Bengals are among the NFL's elite teams in regular-season overtime games, with a 14-8-0 record and .636 winning percentage.

Only Pittsburgh (.666), Washington (.646) and Buffalo (.640) have better overtime winning percentages. The Steelers have a 15-7-2 mark, the Redskins are 15-8-1, and the Bills are 16-9-0.

Former Bengals kicker Jim Breech kicked an NFL-record nine winning field goals in overtime, never missing one in an extra period.

Overtime for regular-season games was instituted in the NFL in 1974.

Listed below is the Bengals' overtime history. Times listed are time left in the overtime period, and the home team is listed in CAPS.

Oct. 30, 1977 — CINCINNATI 13, Houston 10. Bengals win toss. Chris Bahr kicks 22-yard field goal at 9:09.

Sept. 10, 1978 — CLEVELAND 13, Cincinnati 10. Browns win toss. Larry Collins returns kickoff 41 yards to Browns' 47. Don Cockroft kicks 27-yard FG at 10:30.

Sept. 23, 1979 — Houston 30, CINCINNATI 27. Bengals' longest overtime game. Oilers win toss. Houston punts. Chris Bahr's 32-yard field goal attempt is wide right at 8:05. Cliff Parsley's punt downed on Bengals' 5. Pat McInally punts and Rich Ellender returns to Bengals' 42. Toni Fritsch's third-down, 29-yard field goal attempt hits left upright and bounces through with only 0:32 remaining.

Dec. 14, 1980 — Cincinnati 17, CHICAGO 14. Bengals win toss. Jim Breech kicks 28-yard field goal with 10:37 left.

Sept. 27, 1981 — CINCINNATI 27, Buffalo 24. Bills win toss. Greg Catter punts into end zone for touchback. Bengals drive to Bills' 10. Jim Breech kicks 28-yard field goal with 5:27 remaining.

Sept. 19, 1982 — PITTSBURGH 26, Cincinnati 20. Bengals win toss. Dwayne Woodruff intercepts Ken Anderson pass and returns it 30 yards to Cincinnati 2. Terry Bradshaw completes 2-yard TD pass to John Stallworth on first down at 13:52.

Dec. 2, 1984 — Cincinnati 20, CLEVELAND 17. Browns win toss. John Simmons returns Steve Cox's punt 30 yards to Cleveland 35. Jim Breech kicks 35-yard field goal seven plays later at 10:26.

Sept. 14, 1986 — CINCINNATI 36, Buffalo 33. Bengals' quickest OT victory. Bills win toss. Carl Zander intercepts Jim Kelly's first down pass and returns it to Bills' 17. Jim Breech kicks 23-yard FG two plays later at 14:04.

Dec. 6, 1987 — CINCINNATI 30, Kansas City 27. Bengals win toss. Teams trade punts. Jim Breech kicks 32-yard FG 16 plays later at 5:16.

Dec. 17, 1988 — CINCINNATI 20, Washington 17. Bengals win toss. David Grant recovers Doug Williams' fumble at Redskins' 17. Jim Breech kicks 20-yard field goal three plays later at 7:59.

Oct. 7, 1990 — Cincinnati 34, LOS ANGELES RAMS 31. Rams win toss. Possession exchanged four times. Bengals start scoring drive from their 11 and win on 44-yard FG by Jim Breech at 3:04.

Dec. 9, 1990 — San Francisco 20, CINCINNATI 17. 49ers win toss and drive from their 19 to Bengals' six. Mike Cofer kicks 23-yard FG at 8:48.

Nov. 10, 1991 — Pittsburgh 33, CINCINNATI 27. Steelers win toss and are stopped by Bengals on their 29, forcing a punt. Steelers recover Bengals fumble on Pittsburgh 37, then score on 26-yard pass from Neil O'Donnell to Eric Green at 8:28.

Sept. 13, 1992 — CINCINNATI 24, Los Angeles Raiders 21. Raiders win toss, fumble kickoff and Cincinnati's Antoine Bennett recovers at L.A. 21. Jim Breech kicks 34-yard field goal at 13:59.

Nov. 8, 1992 — Cincinnati 31, CHICAGO 28. Bears win toss. Bengals force punt & drive to Bears' 18-yard line. Jim Breech kicks 36-yard FG at 6:21.

Nov. 6, 1994 — Cincinnati 20, SEATTLE 17. Bengals defense stops Seahawks twice, and Jeff Blake passes 76 yards to Darnay Scott on first down to Seahawks' 7. Doug Pelfrey kicks 26-yard field goal on first down at 6:46.

Sept. 3, 1995 — Cincinnati 24, INDIANAPOLIS 21. Bengals win toss, and drive 54 yards in 6 plays to set up 47-yard Doug Pelfrey field goal at 12:24. It was the fourth overtime victory in a row for Cincinnati.

Oct. 29, 1995 — Cleveland 29, CINCINNATI 26. Browns punt, Bengals punt and Browns punt again, all with no first downs. On Bengals' second possession, Dana Hall intercepts Jeff Blake's pass and returns to Bengals' 45. Browns drive 34 yards in 6 plays, setting up Matt Stover's 28-yard FG with 8:30 left on the clock.

Oct. 6, 1996 — Houston 30, CINCINNATI 27. Bengals were unable to make a first down after getting the overtime kickoff, and Houston responded by driving 51 yards in 8 plays to win on Al Del Greco's 49-yard field goal at 10:38.

Sept. 13, 1998 — Cincinnati 34, DETROIT 28. Lions win toss and make one first down to their 40, but Bengals' Corey Sawyer intercepts Scott Mitchell pass on subsequent third down and returns it 58 yards for a touchdown with 12:54 remaining.

Dec. 2, 2001 — Tampa Bay 16, CINCINNATI 13. The Bucs won the toss and their opening drive stalled, but P Mark Royals pinned the Bengals at their 4-yard line. On the Bengals' first snap, Tampa safety John Lynch forced a fumble by Corey Dillon and recovered it at the Cincinnati 3. On the next play, Tampa Bay's Martin Gramatica kicked a 21-yard field goal with 9:54 remaining.

Dec. 30, 2001 — CINCINNATI 26, Pittsburgh 23. The Steelers won the toss and their opening drive stalled. Cincinnati had to take over at its 1-yard line after a Pittsburgh punt, but QB Jon Kitna led an 86-yard, 11-play drive to set up a 31-yard FG by Neil Rackers with 4:08 to play.

ROAD IS SWEET IN OT

Recent Bengals results have shown the home field "advantage" to be no edge at all in overtime games. The visiting team has won seven of the last eight overtime games involving Cincinnati, as well as 10 of the last 12.

In those 12 games, the Bengals are 5-0 as the overtime visitor and 2-5 as the overtime home team.

BENGALS CHRONOLOGY

Paul Brown, who left the Cleveland Browns following the 1962 season with an NFL record of 115-49-6, seven conference titles, and three NFL championships, had the urge to get back into football. His son Mike did a study on pro football expansion and recommended Cincinnati as a potential site. In 1965, Brown met with Ohio Governor James Rhodes and the two agreed the state could accommodate a second pro football team.

1966 Fearful the Reds baseball team would leave town and feeling pressure from local businessmen pushing for a pro football franchise, Cincinnati's city council approved the construction of Riverfront Stadium.

1967 Brown's group was awarded an AFL expansion franchise. Brown called the team the Bengals, the name of Cincinnati's pro teams in the old AFL of the late 1930s. The Bengals acquired their first player late in the year when they traded two draft picks to Miami for QB John Stofa.

1968 The Bengals were awarded 40 veteran players in the allocation draft. In the college draft, they selected Tennessee center Bob Johnson as their first pick. The Bengals lost their first preseason game, 38-14, to Kansas City, before 21,682 fans at Nippert Stadium. The Bengals upset Denver, 24-10, and Buffalo, 34-23, in their first two regular-season home games. Paul Robinson led the AFL in rushing with 1,023 yards and he was named Rookie of the Year.

1969 Brown drafted quarterback Greg Cook of the Univ. of Cincinnati in the first round. The same draft also produced linebacker Bill Bergey. The Bengals jumped out to a 3-0 record, but finished 4-9-1. Brown was named AFL Coach of the Year. Bergey was honored as the AFL Defensive Rookie of the Year, and Cook won the AFL passing title.

1970 The NFL-AFL merger took place before the season, and the Bengals made their first NFL campaign a memorable one. After losing 6 of their first 7 games, they rallied to finish 8-6 and win the new AFC Central Division. In their first playoff game, they lost, 17-0, to eventual Super Bowl champion Baltimore. QB Greg Cook was forced to the Injured Reserve list in training camp with a shoulder injury that would end his career, and Virgil Carter took over as the starter.

1971 The Bengals drafted QB Ken Anderson in the third round. Anderson would go on to play 16 seasons for the club and set numerous team passing records.

1972 Anderson unseated Carter as the starting QB and the Bengals won three of the last four games to finish 8-6. DT Mike Reid and WR Chip Myers were selected for the Pro Bowl.

1973 The Bengals split their first eight games, then swept their last six and won their second AFC Central Division title. Cincinnati lost to Miami, 34-16, in the AFC playoffs. Rookie Boobie Clark, who finished the year with 988 yards rushing and 45 pass receptions, was named AFC Rookie of the Year. Essex Johnson led Cincinnati with a career-high 997 yards rushing and rookie Isaac Curtis caught 45 passes.

1974 Cincinnati traded Bill Bergey to Philadelphia for two first-round draft choices and a third-round pick in

1977. Jim LeClair replaced Bergey at middle linebacker. Anderson won the NFL passing championship and completed a club-record 64.9 percent of his attempts. Cornerback Lemar Parrish led the NFL in punt returns.

1975 The Bengals opened with six straight wins and went on to post an 11-3 record, their best regular-season mark. The Bengals qualified as the AFC wild card team for the playoffs, but they lost to Oakland, 31-28, in the playoffs. Anderson won his second NFL passing championship. A serious blow was the loss of defensive tackle Mike Reid, who retired at age 26 to pursue a career in music.

1976 Brown announced his retirement after 41 seasons of coaching and named Bill Johnson, his long-time assistant, as the successor. Brown continued to serve as the club's general manager and vice president. The Bengals acquired defensive end Coy Bacon in a trade with San Diego and drafted halfback Archie Griffin, the two-time Heisman Trophy winner from Ohio State. The Bengals won nine of their first 11 games and finished 10-4, but did not make the playoffs. Cornerback Ken Riley led the AFC with nine interceptions.

1977 A loss to Houston in the final game cost the Bengals a spot in the playoffs. The team finished with an 8-6 record.

1978 QB Ken Anderson missed the first four games with a broken bone in his right hand, and Homer Rice replaced Bill Johnson as head coach after the Bengals started 0-5. The team dipped to marks of 0-8 and 1-12 before rebounding under Rice to win the last three games. In the season finale, the Bengals blasted Cleveland, 48-16, setting series records for points and victory margin.

1979 Fullback Pete Johnson powered his way to 15 touchdowns, but the Bengals struggled to their second straight 4-12 record. After the season, former Cleveland coach Forrest Gregg was named to replace Rice as Bengals head coach.

1980 The Bengals went 6-10 and managed only 244 points, lowest in the AFC. They did upset defending Super Bowl champion Pittsburgh twice. First-round draft choice Anthony Munoz began his Hall of Fame career.

1981 The Bengals unveiled new uniforms with tiger-striped helmets, jerseys and pants. They had at least a share of the AFC Central lead the entire season and, on Dec. 13, Anderson threw two touchdown passes as the Bengals clinched the division with a 17-10 win over the Steelers. Anderson led the NFL in passing with a 98.5 rating. On Jan. 3, the Bengals beat Buffalo, 28-21, in an AFC Divisional Playoff game. A week later, playing in their first AFC Championship Game, the Bengals defeated San Diego, 27-7, at Riverfront Stadium in a temperature of nine degrees below zero with a wind-chill factor of minus-59. In Super Bowl XVI on Jan. 24 in Pontiac, Mich., the Bengals trailed 20-0 at halftime and lost to San Francisco, 26-21.

1982 The Bengals posted a 7-2 record in a strike-shortened season to earn a postseason berth, but lost to the Jets in the first round of the playoffs, 44-17. Anderson led the AFC in passing for the fourth time as the Bengals boasted the second-best offense in the NFL.

1983 The Bengals started the season by losing six of their first seven games and finished 7-9. Despite the losing record, the Bengals claimed the top overall defense in the NFL. In the offseason, Gregg resigned as head coach and Sam Wyche was named as his replacement.

1984 Pete Johnson was traded to San Diego for running back James Brooks. The Bengals lost their first five games, then bounced back to win eight of the last 11 and force the AFC Central Division championship race into the final week of the season, only to fall a game short of Pittsburgh. Cincinnati finished 8-8.

1985 Wide receiver Isaac Curtis, a premier Bengal for 12 years, retired shortly before training camp opened. Second-year QB Boomer Esiason replaced Ken Anderson. The Bengals set a club scoring record with 441 points.

1986 Boomer Esiason passed for a team-record 3959 yards and James Brooks rushed for 1087 yards as the Bengals went 10-6, narrowly missing a playoff berth. Linebacker Reggie Williams was selected NFL Man of the Year for his efforts to charity and the community.

1987 The Bengals posted a 4-11 record in a strike-interrupted season. Individual bright spots included Jim Breech leading the AFC in scoring with 97 points, Anthony Munoz being voted to his seventh straight Pro Bowl, and nose tackle Tim Krumrie making his first Pro Bowl.

1988 The Bengals brought about one of the biggest turnarounds in NFL history by rising from their 4-11 finish of 1987 to a 12-4 regular-season record. They won the AFC Central Division title, and defeated Buffalo, 21-10, for the AFC Championship on Jan. 8 (1989). On Jan. 22 (1989), they appeared in their second Super Bowl and lost, 20-16, to San Francisco when the 49ers scored a touchdown with 34 seconds remaining in the game. Coach Sam Wyche's team posted a 14-5 mark in regular and postseason play, best in the NFL. Wyche received numerous honors for his brilliant coaching and nine Bengals were selected for the Pro Bowl — QB Boomer Esiason, NT Tim Krumrie, OT Anthony Munoz, G Max Montoya, TE Rodney Holman, WR Eddie Brown, RB James Brooks, S David Fulcher and CB Eric Thomas. Esiason was voted the NFL's Most Valuable Player. In January of '88, LB Reggie Williams received the "Sportsman of the Year" award from *Sports Illustrated*. Rookie "Ickey" Woods led the Bengals in rushing with 1,066 yards.

1989 The Bengals traded their first round draft choice to Atlanta for three later selections. Hit hard by injuries throughout the season, the Bengals went 8-8 and narrowly missed a spot in the playoffs, despite outscoring the opposition 404-285.

1990 The Bengals posted a 9-7 regular-season record to win the AFC Central Division and move into the playoffs, where they defeated the Houston Oilers, 41-14, before losing to the Los Angeles Raiders, 20-10, in the second round.

1991 Paul Brown, founder of the Bengals and a member of the Pro Football Hall of Fame, died Aug. 5. The Bengals had a 3-13 season record. Dave Shula replaced Sam Wyche as head coach following the season.

1992 The Bengals had a 5-11 record, but Harold Green rushed for 1,170 yards and was selected to play in the Pro Bowl. All-Pro OT Anthony Munoz played his final game.

1993 Quarterback Boomer Esiason was traded to the

New Jets for a third-round draft choice. The young Bengals lost their first 10 games before defeating the Raiders. Cincinnati then had wins over the Rams and Falcons in the final weeks of the season to finish 3-13.

1994 The Bengals lost their first eight games of the season. With quarterbacks David Klingler and Erik Wilhelm sidelined with injuries, third-string QB Jeff Blake started in Game 8 against two-time defending Super Bowl champion Dallas and nearly pulled off an upset before losing, 23-20. Blake kept his starting role for the rest of the season, passing for 2154 yards and 14 TDs. The Bengals finished 3-13.

1995 The Bengals traded up in the draft's first round for the first time, and selected Penn State RB Ki-Jana Carter with the No. 1 overall pick, obtained from Carolina. Carter suffered a knee injury in the third preseason game and missed his entire rookie season. Nonetheless, the Bengals made a dramatic improvement over the previous four years, going 7-9 with five losses by just three points each. QB Jeff Blake, WR Carl Pickens and PK Doug Pelfrey posted record Bengal seasons, and Blake and Pickens went on to start in the Pro Bowl.

1996 On March 19, Hamilton County voters approved a half-cent sales tax increase to fund two new stadiums, taking a major step to ensure the Bengals' future in Cincinnati. The team lost six of its first seven games, but Cincinnati's fortunes took a U-turn after offensive coordinator Bruce Coslet was promoted to head coach Oct. 21, replacing Dave Shula. Coslet directed the team to a 7-2 finish, including a 5-0 mark at Cinergy Field, and the final 8-8 record was Cincinnati's first .500-or-better season since 1990. The defense set a team record with 34 interceptions, and CB Ashley Ambrose was named a Pro Bowl starter along with WR Carl Pickens, who caught 100 passes to break his own team reception record.

1997 The Bengals and Hamilton County officials reached agreement on a western riverfront site for a new football stadium, and on May 29, team president Mike Brown signed a lease committing the team through 2026. The team and the county declined to sell naming rights, christening the facility Paul Brown Stadium in honor of the Bengals' founder. The team held training camp in a new complex at Georgetown (Ky.) College, ending its 29-year arrangement at Wilmington (Ohio) College. On the field, the team suffered a 1-7 start but rallied to go 6-2 in the second half and finish 7-9. Rookie HB Corey Dillon rushed for 1129 yards, third-most in club history, and his 246-yard effort vs. Tennessee on Dec. 4 broke Jim Brown's 40-year-old NFL single-game rookie record. Boomer Esiason started the last five games at QB and posted a 106.9 passer rating for the season.

1998 Demolition work for Paul Brown Stadium began early in the year, and official groundbreaking for the new facility was held April 25. HB Corey Dillon rushed for 1130 yards, third-most in team history, and became the first Bengal to top the 1000-yard rushing mark in each of his first two seasons.

1999 Throughout the year, work continued on Paul Brown Stadium, the team's new, state-of-the-art home on the Cincinnati riverfront. But the final season at Cinergy Field was not a success, as the team endured a 1-10 start before rallying to win three of its last five for a 4-12 finish.

Corey Dillon rushed his way to the Pro Bowl with 1200 yards, second-most in team history. Kickoff returner Tremain Mack also made the Pro Bowl, leading the AFC with a club-record average of 27.1 yards per return.

2000 The Paul Brown Stadium era began on Aug. 19, as the Bengals christened Cincinnati's new football showplace with a 24-20 preseason win over the Chicago Bears. WR Peter Warrick scored the first Bengals points in PBS on a 14-yard end-around run in the first quarter. In the stadium's Grand Opening regular-season game Sept. 10 vs. Cleveland, a Cincinnati sports record crowd of 64,006 turned out, but the Browns won the game, 24-7. Rookie WR Ron Dugans scored the first Bengals regular-season points in PBS on a 4-yard TD pass from Akili Smith. The Bengals drew four other crowds which exceeded the pre-PBS record for a sports crowd in Cincinnati, but the Browns game stood as the new record. On Sept. 25, following an 0-3 start to the season, Bruce Coslet resigned as head coach and was replaced by assistant head coach/defensive coordinator Dick LeBeau. The team finished 4-9 under LeBeau, including 4-6 in the final 10 games and a 2-2 mark in the final four. On Dec. 20, LeBeau signed a multi-year contract to begin in 2001. LeBeau's first victory, on Oct. 22 vs. Denver, featured an NFL-record 278 rushing yards by Corey Dillon, who went on to set a Bengals record of 1435 yards for the season, earning his second straight trip to the Pro Bowl.

2001: In his first full season as Bengals head coach, Dick LeBeau fashioned a two-game improvement over the previous season with a 6-10 record. It was the Bengals' most wins since 1997. The team displayed a foundation for the future in a young defense that ranked No. 9 in the NFL, the club's highest rank since 1989. HB Corey Dillon led the offense with 1315 rushing yards, second-most in team history — behind his own 1435 total of the year before — and Dillon moved to within 238 yards of James Brooks for the all-time team rushing lead. Security procedures at Paul Brown Stadium were significantly increased in response to the Sept. 11 terrorist attacks,

but the full home schedule was played without incident. On Oct. 14, the Bengals re-set their own record for the largest crowd ever at a Cincinnati sports event, as 64,217 fans watched Cincinnati defeat Cleveland, 24-14. Due to the terrorist attacks, the Bengals' Sept. 16 game at Tennessee was postponed, and the season was extended a week to allow postponed games to be played the weekend of Jan. 6 (2002).

2002 The Bengals entered the season with high hopes after an encouraging 2001 finish. But despite some noteworthy individual performances, the team sunk to the worst record (2-14) in franchise history. The team was hit hard by injuries, losing the league's second-highest number of games by starters. The offense got off to a very slow start with free agent signee Gus Frerotte at QB, and Cincinnati was outscored 119-23 in the first four games. The offense perked up noticeably after 2001 starter, Jon Kitna, returned to the No. 1 QB role. For the first time since 1989, Cincinnati had a 3000-yard passer (Kitna), a 1000-yard rusher (Corey Dillon) and a 1000-yard receiver (Chad Johnson). The Bengals set a team record for pass completions (350). But the team was 0-7 before getting a win at Houston. The defense was inconsistent, and with 9 touchdowns allowed on special teams or by the offense, the Bengals as a team allowed the second-most points (456) in club history. On Dec. 30, it was announced that head coach Dick LeBeau would not be retained for 2003.

EARLY 2003 The Bengals launched a new era on Jan. 14, when Marvin Lewis was hired as the ninth head coach in franchise history. Architect of the Baltimore Ravens' record-setting Super Bowl defense in 2000, Lewis received a mandate from ownership to turn the franchise around, and he was given the authority make significant changes. Nine new assistant coaches were hired, and the scouting department was expanded. The Bengals had one of the best free-agent signing periods in club history, and two days before officially making Southern California QB Carson Palmer the first overall pick in the NFL Draft, the club signed Palmer to a contract.

P.B. AND THE HALL OF FAME

Paul Brown, founder of the Cincinnati Bengals, was enshrined in the Pro Football Hall of Fame in 1967, and numerous other Hall of Fame members played and/or coached under Brown.

The most recent addition to P.B.'s disciples in the Hall of Fame was Bengals tackle **Anthony Munoz**, considered by many to be the greatest offensive lineman in NFL history. Munoz, a 1998 inductee, played his entire 13-year pro career (1980-92) with the Bengals. Some analysts thought he was too risky a prospect for an early first-round draft selection because he had experienced knee injuries in college. But Brown, as Bengals general manager in 1980, selected Munoz with the No. 3 overall pick.

The 1997 Hall of Fame class included **Don Shula**, winningest coach in NFL history, who played defensive back in the NFL and was a rookie on Brown's defending NFL champion Cleveland Browns in 1951.

WR **Charlie Joiner**, who played for the Bengals under Brown from 1972-75, was elected to the Hall of Fame in the 1996 class of inductees. Also, 12 other players Brown coached for the Cleveland Browns are in the Hall of Fame. They are: **Doug Atkins**, DE, 1953-54; **Jim Brown**, FB, 1957-65; **Willie Davis**, DE, 1958-59; **Len Dawson**, QB, 1960-61; **Len Ford**, WR, 1948-58; **Frank Gatski**, C, 1946-56; **Lou Groza**, T/PK, 1946-59; **Dante Lavelli**, WR, 1946-56; **Mike McCormack**, T, 1954-62; **Bobby Mitchell**, RB/WR, 1958-61; **Marion Motley**, FB/LB, 1946-55; and **Bill Willis**, G, 1946-53.

Former assistant coaches under Paul Brown who are in the Hall of Fame are **Weeb Ewbank** and **Bill Walsh**. Also in the Hall of Fame is **Forrest Gregg**, hired by Brown as Bengals head coach in 1980.

CINCINNATI PRO FOOTBALL HISTORY

Cincinnati was home to two other football teams in the National Football League prior to the present-day Bengals.

One of the teams, known as the Cincinnati Celts, was a member of the NFL — then known as the American Professional Football Association — in the league's second season in 1921. That team finished with a 1-3-0 record in its only season.

In 1933, the NFL granted the city another franchise, this time called the Cincinnati Reds. They competed in the league for two seasons before folding. The Reds finished with a 3-6-1 record and fourth place in the league's Western Division in 1933. In 1934, they lost their first eight games before suspending operations. The St. Louis Gunners, an independent team, joined the NFL by buying the Cincinnati franchise and went 1-2 the last three weeks of the season.

It was a third team, however — one which was not a member of the NFL — that eventually proved to be the closest link to today's modern-era team.

In 1937, a team called the Cincinnati Bengals was formed as a member of the rival American Football League. It was that team's nickname which was later adopted by today's NFL franchise.

The 1937 Bengals finished with a 2-4-2 record in their first year, but the AFL folded after the season. The

Bengals continued as an independent team in 1938, playing three NFL teams that year. They beat the Chicago Bears, 17-13, and the Pittsburgh Pirates, 38-0, and tied the Chicago Cardinals, 7-7.

In 1939, the Bengals joined a new AFL, finishing in second place with a 6-2 record. But again, the league folded after the season.

Once again in 1940, another new AFL emerged, and again the Bengals joined. They recorded 1-7-0 and 1-5-2 marks in 1940 and '41, respectively. That AFL suffered the fate of the two AFLs before it, folding after the 1941 season as the United States entered World War II. Only this time, the Bengals folded along with it.

Pro football returned to Cincinnati 26 years later, in 1967, when Paul Brown headed an ownership group which landed an expansion franchise in the modern-era American Football League. Brown, a Pro Football Hall of Famer who founded and coached the Cleveland Browns from 1946-62, picked the name Bengals for the new team "to give it a link with past professional football in Cincinnati."

Hundreds of names were suggested by fans in an effort to name the new Cincinnati team, the most popular being Buckeyes. It was rejected to avoid confusion with the Ohio State Buckeyes.

The Bengals began play in the AFL in 1968. The AFL merged with the NFL in 1970.



1938 Cincinnati Bengals

Front row (left to right): 65-Tarz Carlson, 84-Bud Payne, 60-Cole Wilging, 85-Sig Sigillo, 55-Freddy Wunderlich, 69-Joe Kruse, 14-Blond Blizzard Owen, 80-Norm Cable, 41-Irish Pavkov, 54-Horse Chesney, 64-Pat Howlett, 51-Tiger Martinovich.

Back row: 70-Homer Reynolds, 72-Jug Brown, 75-King Bernard, 73-Socko Wiethe, 88-Bumper McPhail, 61-Earl Warwick, 83-Connie Mack Berry, 81-Phil Bucklew, 82-Bill Muellner, 82-Russ Sweeney, 87-Wild Bill Gerdes, 86-Turk Russ, Coach Dana M. King.

DOUBLING UP

Twice in Bengals history, a Cincinnati player has managed 100-plus yards both rushing and receiving on the same day. HB **Essex Johnson** was the first, rushing for 121 yards on 21 carries and getting 116 yards on 2 receptions on Sept. 30, 1973 at San Diego. He stood alone in the category until Dec. 7, 1986, when HB **James Brooks** burned the Patriots at New England for 163 yards on 18 rushes and 101 yards on 6 receptions. Cincinnati won both games.

Bengals opponents also have managed double 100-yard performances twice, and Cincinnati lost both of those games. On Nov. 23, 1975, Cleveland HB **Greg Pruitt** had 121 yards on 17 rushes and 106 yards on 7 receptions vs. Cincinnati at Cleveland Stadium. On Sept. 22, 1985, San Diego RB **Lionel James** became the only NFL player to record dual 100s at Riverfront Stadium (later renamed Cinergy Field). James had 127 yards on 12 rushes and 118 yards on 5 receptions.

BENGALS IN SUPER BOWL XVI

San Francisco 26, Bengals 21

Jan. 24, 1982, at Pontiac Silverdome (Pontiac, Mich.)

Coach Forrest Gregg's Bengals outgained San Francisco by 81 yards (356-275), marking the first time in the game's history the losing team led in yardage. Cincinnati QB Ken Anderson set Super Bowl records (since surpassed) for completions (25) and completion percentage (73.5), and Anderson's 300 passing yards nearly doubled the 157 by Joe Montana of the 49ers. But Cincinnati suffered four turnovers to San Francisco's one, and three of those giveaways led to 17 first-half points for the 49ers, who led 20-0 at intermission.

Leading 20-7, the 49ers staged a memorable goal-line stand late in the third quarter, stopping the Bengals for no gain on three straight plays from the one-yard line. The Bengals still closed the gap to 20-14 with 10:06 left in the fourth quarter, but the 49ers increased their lead to 26-14 on two Ray Wersching field goals before the Bengals crept to within 26-21 on the game's second Anderson-to-Dan Ross TD pass with 16 seconds to play. Dwight Clark's recovery of a Bengals onside kick sealed the victory for San Francisco.

LINEUPS

San Francisco 49ers

OFFENSE

WR Dwight Clark
LT Dan Audick
LG John Ayers
C Fred Quillan
RG Randy Cross
RT Keith Fahnhorst
TE Charlie Young
WR Freddie Solomon
QB Joe Montana
RB Ricky Patton
FB Earl Cooper

DEFENSE

LE Jim Stuckey
NT Archie Reese
RE Dwaine Board
LOLB Willie Harper
LILB Jack Reynolds
RILB Bobby Leopold
ROLB Keena Turner
LCB Ronnie Lott
RCB Eric Wright
SS Carlton Williamson
FS Dwight Hicks

SUBSTITUTES

Dan Buiz, John Choma, Johnny Davis, Fred Dean, Walt Downing, Rick Gervais, John Harty, Allan Kennedy, Amos Lawrence, Mill McColl, Jim Miller, Lawrence Pillers, Craig Puki, Eason Ramson, Bill Ring, Mike Shumann, Lynn Thomas, Ray Wersching, Mike Wilson.

DID NOT PLAY

Guy Benjamin, Walt Easley, Lenvil Elliott, Saladin Martin.

Cincinnati Bengals

OFFENSE

WR Chris Collinsworth
LT Anthony Munoz
LG Dave Lapham
C Blair Bush
RG Max Montoya
RT Mike Wilson
TE Dan Ross
WR Isaac Curtis
QB Ken Anderson
RB Charles Alexander
FB Pete Johnson

DEFENSE

LE Eddie Edwards
NT Wilson Whitley
RE Ross Browner
LOLB Bo Harris
LILB Jim LeClair
RILB Glenn Cameron
ROLB Reggie Williams
LCB Louis Breeden
RCB Ken Riley
SS Bobby Kemp
FS Bryan Hicks

SUBSTITUTES

Don Bass, Jim Breech, Gary Burley, Oliver Davis, Tom Dinkel, Guy Frazier, Mike Fuller, Archie Griffin, Ray Griffin, Jim Hargrove, M.L. Harris, Rod Horn, Steve Kreider, Pat McNally, Blake Moore, Mike Obrovac, Rick Razzano, Mike St. Clair, John Simmons, David Verser.

DID NOT PLAY

Glenn Bujnoch, Turk Schonert, Jack Thompson.

San Francisco	7	13	0	6	—	26
Cincinnati	0	0	7	14	—	21

TEAM	SCORING PLAY	QTR-LEFT
SF	J. Montana 1 run (R. Wersching kick)	1-5:52
SF	E. Cooper 11 pass from J. Montana (R. Wersching kick)	2-6:53
SF	R. Wersching FG 22	2-0:15
SF	R. Wersching FG 26	2-0:02
CIN	K. Anderson 5 run (J. Breech kick)	3-11:25
CIN	D. Ross 4 pass from K. Anderson (J. Breech kick)	4-10:06
SF	R. Wersching FG 40	4-5:25
SF	R. Wersching FG 23	4-1:57
CIN	D. Ross 3 pass from K. Anderson (J. Breech kick)	4-0:16

Missed FG: None. Attendance: 81,270. Time: 3:21.

	SAN FRANCISCO	CINCINNATI
First Downs	20	24
Total Net Yards	275	356
Net Yards Rushing	127	72
Net Yards Passing	148	284
Sacks Against-Yards Lost	1-9	5-16
Passes-Completions-Interceptions	22-14-0	34-25-2
Punts-Avg. Yards	4-46.3	3-43.7
Penalties-Yards	8-65	8-57
Fumbles-Lost	2-1	2-2
Time of Possession	30:34	29:26

49ERS	Att	Yds	Lg	TD	BENGALS	Att	Yds	Lg	TD
R. Patton	17	55	10	0	P. Johnson	14	36	5	0
E. Cooper	9	34	14	0	C. Alexander	5	17	13	0
J. Montana	6	18	8	1	K. Anderson	4	15	6	1
B. Ring	5	17	7	0	A. Griffin	1	4	4	0
J. Davis	2	5	4	0					
D. Clark	1	-2	-2	0					

49ERS	Att	Cmp	Yds	TD-I	BENGALS	Att	Cmp	Yds	TD-I
J. Montana	22	14	157	1-0	K. Anderson	34	25	300	2-2

49ERS	No	Yds	Lg	TD	BENGALS	No	Yds	Lg	TD
F. Solomon	4	52	20	0	D. Ross	11	104	16	2
D. Clark	4	45	17	0	C. Collinsworth	5	107	49	0
E. Cooper	2	15	11	1	I. Curtis	3	42	21	0
M. Wilson	1	22	22	0	S. Kreider	2	36	19	0
C. Young	1	14	14	0	P. Johnson	2	8	5	0
R. Patton	1	6	6	0	C. Alexander	2	3	3	0
B. Ring	1	3	3	0					

49ERS	No	Yds	Lg	TD	BENGALS	No	Yds	Lg	TD
D. Hicks	1	27	27	0	none				
E. Wright	1	25	25	0					

SACKS: S.F. — F. Dean 1, B. Leopold 1, J. Reynolds 1, J. Stuckey 1, K. Turner 1. CIN. — R. Browner 1.

BENGALS IN SUPER BOWL XXIII

San Francisco 20, Bengals 16

Jan. 22, 1989, at Joe Robbie Stadium (Miami, Fla.)

Commissioner Pete Rozelle termed it the most exciting of the first 23 games in Super Bowl history, and the result regained some respect for the AFC, which had lost the last four games by an average of more than 27 points. But the dominant emotion of the day still was heartbreak for coach Sam Wyche's underdog Bengals, who took a 16-13 lead with 3:20 to play on Jim Breech's 40-yard field goal before succumbing to a 92-yard, 11-play TD drive led by San Francisco QB Joe Montana. John Taylor's game-winning 10-yard TD catch came with just 34 seconds remaining. Never before had a Super Bowl been won on a TD so late in the game.

The Bengals played almost the entire game without All-Pro NT Tim Krumrie, who suffered a severe leg fracture early in the first quarter.

The teams were tied 3-3 at halftime, tied again at 6-6 late in the third quarter, and then swapped touchdowns in quick succession. A 93-yard kickoff return by Cincinnati's Stanford Jennings was countered by a four-play San Francisco TD drive. The third of Breech's three field goals gave Cincinnati its third lead of the day before Montana's final heroics saved the day for San Francisco. The victory made San Francisco the first NFC team to win three Super Bowls.

LINEUPS

Cincinnati Bengals

OFFENSE

WR Tim McGee
LT Anthony Munoz
LG Bruce Reimers
C Bruce Kozerski
RG Max Montoya
RT Brian Blados
TE Rodney Holman
WR Eddie Brown
QB Boomer Esiason
RB James Brooks
RB Ickey Woods

DEFENSE

LE Jim Skow
NT Tim Krumrie
RE Jason Buck
LOLB Leon White
LILB Carl Zander
RILB Joe Kelly
ROLB Reggie Williams
LCB Lewis Billups
RCB Eric Thomas
SS David Fulcher
FS Solomon Wilcotts

SUBSTITUTES

Leo Barker, Ed Brady, Jim Breech, Barney Bussey, Cris Collinsworth, Rickey Dixon, David Douglas, Eddie Edwards, David Grant, Ira Hillary, Ray Horton, Stanford Jennings, Lee Johnson, Emanuel King, Marc Logan, Skip McClendon, Carl Parker, Jim Riggs, Jim Rourke, Turk Schonert, Daryl Smith, Dave Smith.

DID NOT PLAY

Mike Norseth.

San Francisco 49ers

OFFENSE

WR John Taylor
LT Steve Wallace
LG Jesse Sapolu
C Randy Cross
RG Guy McIntyre
RT Harris Barton
TE John Frank
WR Jerry Rice
QB Joe Montana
RB Roger Craig
RB Tom Rathman

DEFENSE

LE Larry Roberts
NT Michael Carter
RE Kevin Fagan
LOLB Charles Haley
LILB Jim Fahnhorst
RILB Mike Walter
ROLB Keena Turner
LCB Tim McKyer
RCB Don Griffin
SS Jeff Fuller
FS Ronnie Lott

SUBSTITUTES

Mike Cofer, Bruce Collie, Greg Cox, Riki Ellison, Terrence Flagler, Terry Greer, Ron Heller, Barry Helton, Tom Holmoe, Pierce Holt, Brent Jones, Sam Kennedy, Pete Kugler, Bubba Paris, Darryl Pollard, Bill Romanowski, Jeff Stover, Daniel Stubbs, Harry Sydney, Chuck Thomas, Mike Wilson, Eric Wright.

DID NOT PLAY

Steve Young.

Cincinnati	0	3	10	3	—	16
San Francisco	3	0	3	14	—	20

TEAM	SCORING PLAY	QTR-LEFT
SF	— M.Cofer FG 41	1-3:14
CIN	— J.Breech FG 34	2-1:15
CIN	— J.Breech FG 43	3-5:39
SF	— M.Cofer FG 32	3-0:50
CIN	— S.Jennings 93 kickoff return (J.Breech kick)	3-0:34
SF	— J.Rice 14 pass from J.Montana (M.Cofer kick)	4-14:03
CIN	— J.Breech FG 40	4-3:20
SF	— J.Taylor 10 pass from J.Montana (M.Cofer kick)	4-0:34

Missed FG: M.Cofer (SF) 19 L, 49 R. Attendance: 75,129. Time: 3:24.

CINCINNATI SAN FRANCISCO

First Downs	13	23
Total Net Yards	229	453
Net Yards Rushing	106	112
Net Yards Passing	123	341
Sacks Against-Yards Lost	5-21	4-16
Passes-Completions-Interceptions	25-11-1	36-23-0
Punts-Avg. Yards	5-44.2	4-37.0
Penalties-Yards	7-65	4-32
Fumbles-Lost	1-0	4-1
Time of Possession	32:36	27:24

RUSHING

BENGALS	Att	Yds	Lg	TD	49ERS	Att	Yds	Lg	TD
I.Woods	20	79	10	0	R.Craig	17	71	13	0
J.Brooks	6	24	11	0	T.Rathman	5	23	11	0
S.Jennings	1	3	3	0	J.Montana	4	13	11	0
B.Esiason	1	0	0	0	J.Rice	1	5	5	0

PASSING

BENGALS	Att	Cmp	Yds	TD-I	49ERS	Att	Cmp	Yds	TD-I
B.Esiason	25	11	144	0-1	J.Montana	36	23	357	2-0

RECEIVING

BENGALS	No	Yds	Lg	TD	49ERS	No	Yds	Lg	TD
E.Brown	3	32	17	0	J.Rice	11	215	44	1
C.Collinsworth	3	40	23	0	R.Craig	8	101	40	0
J.Brooks	2	32	20	0	J.Frank	2	15	8	0
T.McGee	2	23	18	0	T.Rathman	1	16	16	0
I.Hillary	1	17	17	0	J.Taylor	1	10	10-1	1

INTERCEPTIONS

BENGALS	No	Yds	Lg	TD	49ERS	No	Yds	Lg	TD
none					B.Romanowski	1	0	0	0

SACKS: S.F. — C.Haley 2, M.Carter 1, K.Fagan 1, D.Stubbs 1. CIN. — J.Buck 1, D.Fulcher 1, D.Grant 1, R.Williams 1.

Anthony Munoz puts Bengals stamp on Pro Football Hall of Fame



Anthony Munoz, an athletically gifted giant who defined the art of playing offensive tackle in the National Football League, is the first primary Bengals player to gain entry to the Pro Football Hall of Fame. Munoz was inducted, along with four other players, on Aug. 1, 1998, at the Hall of Fame in Canton, Ohio.

Munoz chose his son, Michael, as his presenter for the Hall of Fame induction ceremony. Munoz and his wife, DeDe, also have a daughter, Michelle.

1998 was the first year of Hall eligibility for Munoz, whose final NFL season was 1992 with the Bengals. Including the 2003 class, only 25 percent of Hall inductees have had the honor of first-ballot election (55 of 221).

"Anthony's induction was very gratifying to our organization and to all of our fans," said Mike Brown, Bengals president. "It was particularly so because the selectors recognized Anthony as a truly special player and person who deserved election on his first try. During his playing days, no one in the NFL was better. It's justifiable to consider him as the best offensive lineman ever, and he has conducted his personal and family life in a way that is a great credit to the Bengals and the NFL."

Munoz' off-field efforts earned him the NFL's prestigious Man of the Year Award in 1991.

Munoz was a consensus All-American at the University of Southern California, and the Bengals claimed him with the third overall pick in the 1980 draft, despite the fact some teams considered him damaged goods due to past knee surgery. The move turned out as the best draft gamble in franchise history, as Munoz went on to play 13 Bengals seasons (1980-92), including 11 seasons (1981-91) in

which he was chosen for the AFC-NFC Pro Bowl game. At the time of his retirement (1992), that was the most selections of any player in NFL history. He earned All-Pro honors every season from 1981-91.

Munoz played for the Bengals in each of their Super Bowl appearances, as a second-year player in Super Bowl XVI and as a ninth-year veteran in Super Bowl XXIII.

In 1994, he was one of three offensive tackles named to the NFL's official 75th Anniversary Team. He joined his fellow tackles from that 75th Anniversary Team — Forrest Gregg and Roosevelt Brown — in the Hall of Fame.

Munoz' exceptional agility and athleticism is reflected by his entry line in the Bengals' all-time pass receiving statistics. He caught seven passes, playing as a tackle-eligible, and four of those catches were for touchdowns.

In six of his 13 Bengals seasons, Munoz earned at least one major award as NFL Offensive Lineman of the Year. One award citation, issued by NFL Alumni, reads: "The NFL has three levels of offensive linemen. The bottom rung is for players aspiring to make the

Pro Bowl. The next step is for those who have earned all-star status. Then there's Anthony Munoz. He's alone at the top, a sure Hall of Famer."

Though there are Hall of Fame members with some Hispanic ancestry, Munoz is generally considered the first player of primarily Hispanic background to gain entry to the Hall. Munoz was born in Ontario, Calif. His parents also are native Californians, and his grandparents were born in Chihuahua, Mexico.

One other Hall of Fame player, wide receiver Charlie Joiner, has a Bengals connection. But Joiner played the majority of his NFL career with the San Diego Chargers. Paul Brown, founder of the Bengals and the Cleveland Browns, also is in the Hall of Fame, but was inducted before the Bengals' first season.

The other 1998 Hall of Fame inductees were defensive back Paul Krause, wide receiver Tommy McDonald, center Dwight Stephenson and linebacker Mike Singletary.



Photo: Brad Riddle/Photo

WHAT THEY'VE SAID ABOUT ANTHONY MUNOZ

- **Ritter Collett**, *Dayton Daily News* columnist: "Anthony Munoz is one of those rare athletes you wish could go on playing forever. Not just because he may be as fine a tackle as ever played in the NFL. Tackles come and go. Quality human beings who put more back into society than they take out are something else."
- Former Bengals head coach **Forrest Gregg**, recalling a pre-draft workout in 1980: "I was pass-rushing him. I put a couple of moves on him and thought I had him set up. But he just jammed me with that big right paw, and I landed right on my rear. I didn't need any more. Right then, I knew we would take him in the draft if he was available. He apologized for knocking me down, but I said, 'Son, don't worry. It was a great move.'"
- **Jim McNally**, Bengals offensive line coach, 1980-94: "The key word is 'athlete.' In the offensive line, you see a lot of guys who are big and strong and fine players, but they're not great athletes. Anthony is a great athlete."
- **Joe Walter**, Bengals OT, 1985-97: "Anthony played great every Sunday for 13 years. Every Monday, I was in the film room, watching him. It was awesome."

BENGALS FRANCHISE FIRSTS

FIRST HEAD COACH: Paul Brown, who coached the team from 1968 through '75.

FIRST PLAYER: QB John Stofa, who was acquired in December, 1967, from the Miami Dolphins in a trade for two draft choices. Stofa played for the Bengals in 1968 and '69.

FIRST DRAFT CHOICE: Center Bob Johnson, from the University of Tennessee, was the Bengals' No. 1 draft choice in their inaugural season of 1968.

FIRST GAME: Aug. 3, 1968 — a preseason home game against the Kansas City Chiefs at Nippert Stadium. The Chiefs won, 38-14, in front of 21,682 fans.

FIRST REGULAR-SEASON GAME: On Friday night, Sept. 6, 1968, in San Diego, the Bengals began play in the American Football League. They lost to the Chargers, 29-13.

FIRST BENGALS REGULAR-SEASON SCORING PLAY: On the Bengals' first possession of their first regular-season game — Sept. 6, 1968 at San Diego — RB Paul Robinson scored a touchdown on a 2-yard run. Dale Livingston kicked the extra point for a 7-0 Cincinnati lead. The Chargers came back to win, 29-13.

FIRST REGULAR-SEASON VICTORY: On Sunday, Sept. 15, 1968, the Bengals won their home opener, defeating the Denver Broncos, 24-10. A crowd of 25,049 watched at Nippert Stadium.

FIRST PLAYOFF GAME: On Saturday, Dec. 26, 1970, the Bengals lost to the Baltimore Colts, 17-0, at Memorial Stadium in Baltimore in an AFC Divisional Playoff Game. The Bengals reached the playoffs in just the franchise's third season by winning the AFC Central Division title with an 8-6 regular-season record.

FIRST PLAYOFF GAME VICTORY: On Jan. 3, 1982, the Bengals defeated the Buffalo Bills, 28-21, at Riverfront Stadium in Cincinnati in an AFC Divisional Playoff Game. A week later, the Bengals beat San Diego in the AFC Championship Game to earn a trip to Super Bowl XVI.



The Bengals selected Univ. of Tennessee center Bob Johnson with their first choice in the 1968 NFL-AFL draft. Johnson played 12 seasons for the Bengals, from 1968-79.

TEAM HISTORY

BENGALS SELECTIONS IN 1968 AFL EXPANSION DRAFT

FROM BOSTON PATRIOTS

Joe Bellino, RB, Navy
Jim Boudreau, DT, La. Tech
J.D. Garrett, RB, Grambling
*White Graves, DB, Louisiana St.
Ron Hall, DB, Missouri Valley

FROM BUFFALO BILLS

Gary Bugenhagen, T, Syracuse
Bobby Burnett, RB, Arkansas
*Charlie King, DB, Purdue
Bob Schmidt, T, Minnesota
Rich Zecher, DT, Utah St.

FROM DENVER BRONCOS

Cookie Gilchrist, RB, none
Mike Kellogg, RB, Santa Clara
*Pat Matson, G, Oregon
Henry Sorrell, LB, Tenn.-Chatt.
Lonnie Wright, DB, Colorado St.

FROM HOUSTON OILERS

*Dan Brabham, LB, Arkansas
Joe Bob Isbell, G, Houston
*Willie Lee Jones, DE, Kansas St.
Bob Poole, TE, Clemson
*Andy Rice, DT, Texas Southern

FROM KANSAS CITY CHIEFS

Chris Burford, SE, Stanford
*Sherrill Headrick, LB, Tex. Christian
*Bobby Hunt, DB, Auburn
Al Reynolds, G, Tarkio
*Fletcher Smith, DB, Tennessee St.

FROM NEW YORK JETS

Solomon Brannan, DB, Morris Brown
Bill Brown, T, Texas-El Paso
*John Matlock, C, Miami (Fla.)
*Pete Perreault, G, Boston U.
Jim Waskiewicz, C/LB, Wichita St.

FROM OAKLAND RAIDERS

*Dan Archer, T, Oregon
*Estes Banks, RB, Colorado
Nate Johns, RB, San Diego St.
*Rod Sherman, FL, Southern Cal.
Richard Sligh, DT, N. Car. Central

FROM SAN DIEGO CHARGERS

*Frank Buncom, LB, Southern Cal.
*Jim Griffin, DE, Grambling
Frank Marsh, RB, Oregon St.
Dick Van Raaphorst, PK, Ohio St.

*Made Bengals All-Time Roster

BENGALS LOGOS — THEN & NOW

1967-69 — RUNNING TIGER



The Cincinnati Bengals franchise was founded in 1967, a year before it began play in the modern-era American Football League. For its first logo, the team chose a caricature of a tiger, running with a football under its right arm. Flying off the tiger's head was a white helmet with another tiger's head painted on its side.

The Bengals used this logo while they were members of the AFL through the 1969 season, though the logo never appeared on the team's uniform.

1970-80 — BLOCK-LETTERED HELMET

When the AFL merged with the NFL in 1970 — the same year the Bengals began play in the new Riverfront Stadium (later renamed Cinergy Field) — the team's logo shifted from the running tiger to a representation of the helmet the players had been wearing since the team began play in 1968.

The helmet representation, which like the real helmet was orange with "Bengals" arched across both sides in block letters, remained the team's logo through the 1980 season. The helmet logo, however, used much larger letters for "Bengals" than what actually appeared on the real helmets.



1981-96 — STRIPED HELMET



Prior to the Bengals' 1981 season — the season of their first Super Bowl appearance — the team introduced a bold new uniform which was dramatically different than the relatively conservative uniform it had used since 1968. Perhaps the most eye-catching distinction was the team's new helmet, which was orange with six black tiger stripes extending from one side to the other.

Paul Brown, the Bengals' founder who then held the title of Vice President and General Manager, wanted a helmet that would be instantly identifiable with the Cincinnati franchise, something akin to the Baltimore Colts' horseshoe logo and the San Diego Chargers' lightning bolt logo.

"You can't read 'Bengals' at a distance," Brown said at the time. "When you get far away, it looks like Cleveland's helmet."

With the uniform change, the Bengals' logo changed from a representation of the block-lettered helmet to a representation of the new striped helmet. When it was first introduced, the striped helmet logo was a two-dimensional side view with a two-barred face mask. By the end of the 1980s, the logo evolved into the image pictured here — a three-dimensional angled view with a multi-barred face mask. As a result of the angled view, only five of the six stripes are visible in this striped helmet logo.

1997-PRESENT — LEAPING TIGER

Prior to the 1997 season, the Bengals introduced alterations to their uniforms which were termed "evolutionary, not revolutionary." While the helmet remained unchanged and the general look of the uniform remained intact, the team unveiled a new logo of a leaping tiger which would adorn the sleeves of the uniform's jersey. That new leaping tiger logo replaced the striped helmet as the team's primary logo.

The leaping tiger logo not only enhanced the appearance of the Bengals' uniform, but it also served as an attractive and unique emblem to define team jackets, T-shirts, hats and other apparel as well as collectible items. Until the introduction of the leaping tiger logo, the Bengals were one of only four NFL teams which used a representation of its helmet as its logo, along with the San Diego Chargers, St. Louis Rams and the then-inactive Cleveland Browns.



The leaping tiger logo, still in use today, is an illustration of an aggressive-looking orange tiger with black stripes — similar to those on the Bengals' helmet — and white facial accents.

Variations of the Bengals' leaping tiger logo are also widely employed but do not appear on the team's uniform. The leaping tiger's head by itself is considered to be the Bengals' secondary logo, and the full-bodied leaping tiger is often displayed with an arched banner with "Cincinnati Bengals" shown in block letters. In addition, the striped helmet logo is still commonly used.

TEAM HISTORY

— 211 —

1969 FINAL STATISTICS (4-9-1)

Date	W/L	Score	Opponent	Att	RUSHING	No	Yds	Avg	Lg	TD
Sept. 14	W	27-21	Miami	25,335	Phillips	118	578	4.9	83	3
Sept. 21	W	34-20	San Diego	26,243	Robinson	160	489	3.1	24	4
Sept. 28	W	24-19	Kansas City	27,812	Cook	25	148	5.9	30	1
Oct. 4	L	14-21	at San Diego	52,748	Wyche	12	107	8.9	22	1
Oct. 12	L	7-21	N.Y. Jets	27,927	Turner	23	105	4.6	34	0
Oct. 19	L	23-30	Denver	27,920	E. Johnson	15	54	3.6	13	0
Oct. 26	L	22-42	at Kansas City	50,934	Livingston	1	18	18.0	18	0
Nov. 2	W	31-17	Oakland	27,927	Thomas	4	16	4.0	161	1
Nov. 9	T	31-31	at Houston	45,298	Lamb	5	8	1.6	7	0
Nov. 16	L	14-25	Boston	25,913	Bengals	363	1523	4.2	83	10
Nov. 23	L	7-40	at N.Y. Jets	62,128	Opponents	523	2651	5.1	80	13
Nov. 30	L	13-16	at Buffalo	35,122						
Dec. 7	L	17-37	at Oakland	54,422						
Dec. 14	L	16-27	at Denver	42,198						

TEAM STATISTICS		Bengals	Opponents
TOTAL FIRST DOWNS		172	278
Rushing		66	135
Passing		95	130
Penalty		11	13
TOTAL NET YARDS		3868	5337
Avg. Per Game		276.3	381.2
Total Plays		728	935
Avg. Per Play		5.3	5.7
NET YARDS RUSHING		1523	2651
Avg. Per Game		108.8	189.4
Total Rushes		363	523
NET YARDS PASSING		2345	2686
Avg. Per Game		167.5	191.9
Sacked-Yards Lost		57-375	16-180
Gross Yards		2720	2866
Att.-Completions		308-163	396-205
Completion Pct.		52.9	51.8
Had Intercepted		15	21
PUNTS-AVG.		85-38.8	55-41.4
PENALTIES-YARDS		50-556	72-824
FUMBLES-BALL LOST		30-25	19-16
TOUCHDOWNS		33	42
Rushing		10	13
Passing		22	24
Returns		1	5

Score by Periods	1	2	3	4	Tot
Bengals	48	92	72	68	280
Opponents	78	130	68	91	367

SCORING	TD	R	Re	Rt	PAT	FG	S	TP
Muhlmann	0	0	0	0	32-33	16-24	0	80
Trumpy	9	0	9	0	-	-	0	54
Crabtree	7	0	7	0	-	-	0	42
Robinson	4	4	0	0	-	-	0	24
Thomas	4	1	3	0	-	-	0	24
Phillips	3	3	0	0	-	-	0	18
Myers	2	0	2	0	-	-	0	12
Cook	1	1	0	0	-	-	0	6
Coslet	1	0	1	0	-	-	0	6
Gunner	1	0	0	1	-	-	0	6
Wyche	1	1	0	0	-	-	0	6
TEAM	0	0	0	0	-	-	1	2
Bengals	33	10	22	1	32-33	16-24	1	280
Opponents	42	13	24	5	41-42	24-46	1	367

Two-point conversions: None. Bengals 0-0; Opponents 0-0.

PASSING	Att	Cmp	Yds	Cmp %	Yds/Att	TD	%	Int	%	Lg	Sack-Lost	Rat
Cook	197	106	1854	53.8	9.41	15	7.6	11	5.6	781	29-195	88.3
Wyche	108	54	838	50.0	7.76	7	6.5	4	3.7	801	28-180	82.3
Livingston	2	2	15	100.0	7.50	0	0.0	0	0.0	17	0-0	97.9
Gehrke	1	1	13	100.0	13.00	0	0.0	0	0.0	13	0-0	118.8
Bengals	308	163	2720	52.9	8.83	22	7.1	15	4.9	801	57-375	86.5
Opponents	396	205	2866	51.8	7.24	24	6.1	21	5.3	71	16-180	73.5

USUAL STARTERS

OFFENSE		DEFENSE	
WR	Eric Crabtree	LE	Royce Berry
LT	Ernie Wright	LOD	Andy Rice
LG	Ernie Park	ROD	Bill Staley
C	Bob Johnson	RE	Steve Chornyszak
RG	Pat Matson	LLB	Al Beauchamp
	Guy Dennis	MLB	Bill Bergey
RT	Howard Fest	RLB	Bill Peterson
TE	Bob Trumpy	LCB	Fletcher Smith
WR	Speedy Thomas	RCB	Ken Riley
QB	Greg Cook	LS	Al Coleman
RB	Paul Robinson	RS	Bobby Hunt
RB	Jess Phillips		

KICKOFF RETURNS	No	Yds	Avg	Lg	TD
E. Johnson	16	362	22.6	51	0
Riley	14	334	23.9	40	0
Guillory	8	170	21.3	28	0
Robinson	5	168	33.6	74	0
Lamb	5	64	12.8	19	0
Phillips	3	52	17.3	29	0
Turner	3	15	5.0	13	0
Gunner	1	0	0.0	0	0
Bengals	55	1165	21.2	74	0
Opponents	39	1065	27.3	105	1

FIELD GOALS	1-19	20-29	30-39	40-49	50+
Muhlmann	6-6	5-5	3-4	1-3	1-6
Bengals	6-6	5-5	3-4	1-3	1-6

FIELD GOAL ATTEMPTS BY GAME:
Muhlmann: (21G, 21G) (17G, 59B, 50N, 23G) (38G) (50B) (51N, 47N) (10G) (35G, 27G) (16G, 37N) (18G) (55N) (-) (16G, 45N, 26G) (50G) (30G, 14G, 43G).

INTERCEPTIONS	No	Yds	Avg	Lg	TD
F. Smith	4	67	16.8	29	0
Hunt	4	66	16.5	27	0
Riley	4	66	16.5	66	0
Peterson	4	23	5.8	17	0
Bergey	2	62	31.0	58	0
Gunner	1	70	70.0	701	1
Beauchamp	1	8	8.0	8	0
Guillory	1	0	0.0	0	0
Bengals	21	362	17.2	701	1
Opponents	15	239	16.0	53	0

*Lateral

PUNTING	No	Yds	Avg	TB	Lg	B
Livingston	70	2769	39.6	5	55	1
Swanson	12	459	38.3	1	55	0
Muhlmann	2	38	19.0	0	38	1
Lamb	1	29	29.0	0	29	0
Bengals	85	3295	38.8	6	55	2
Opponents	55	2275	41.4	4	57	-

*Lateral

1970 FINAL STATISTICS (8-6-0)

Date	W/L	Score	Opponent	Alt
Sept. 20	W	31-21	Oakland	56,616
Sept. 27	L	3-38	at Detroit	58,202
Oct. 4	L	13-20	Houston	55,094
Oct. 11	L	27-30	at Cleveland	83,520
Oct. 18	L	19-27	Kansas City	57,265
Oct. 25	L	0-20	at Washington	50,415
Nov. 2	L	10-21	at Pittsburgh	38,968
Nov. 8	W	43-14	at Buffalo	43,587
Nov. 15	W	14-10	Cleveland	60,007
Nov. 22	W	34-7	Pittsburgh	59,276
Nov. 29	W	26-6	New Orleans	59,342
Dec. 6	W	17-14	at San Diego	41,461
Dec. 13	W	30-20	at Houston	34,435
Dec. 20	W	45-7	Boston	60,157

TEAM STATISTICS		Bengals	Opponents
TOTAL FIRST DOWNS		210	236
Rushing		100	87
Passing		97	131
Penalty		13	18
TOTAL NET YARDS		3927	4178
Avg. Per Game		280.5	298.4
Total Plays		831	674
Avg. Per Play		4.7	4.8
NET YARDS RUSHING		2057	1543
Avg. Per Game		146.9	110.2
Total Rushes		461	418
NET YARDS PASSING		1870	2635
Avg. Per Game		133.6	188.2
Sacked-Yards Lost		31-227	28-250
Gross Yards		2097	2885
Att.-Completions		339-172	428-209
Completion Pct.		50.7	48.8
Had Intercepted		11	23
PUNTS-AVG.		79-46.2	80-43.8
PENALTIES-YARDS		71-831	81-784
FUMBLES-BALL LOST		22-12	28-16
TOUCHDOWNS		34	31
Rushing		16	11
Passing		12	18
Returns		6	2

Score by Periods	1	2	3	4	Total
Bengals	56	111	85	60	312
Opponents	49	82	52	72	255

SCORING	TD	Ru	Rc	Rl	PAT	FG	S	TP
Muhlmann	0	0	0	0	33-33	25-37	0	108
Robinson	7	6	1	0	—	—	0	42
Phillips	5	4	1	0	—	—	0	30
E. Johnson	4	2	2	0	—	—	0	24
Parrish	3	0	0	3	—	—	0	18
Berry	2	0	0	2	—	—	0	12
Carter	2	2	0	0	—	—	0	12
Crabtree	2	0	2	0	—	—	0	12
Thomas	2	0	2	0	—	—	0	12
Trumpy	2	0	2	0	—	—	0	12
Wyche	2	2	0	0	—	—	0	12
Beauchamp	1	0	0	1	—	—	0	6
Coslet	1	0	1	0	—	—	0	6
Myers	1	0	1	0	—	—	0	6
Bengals	34	16	12	6	33-34	25-37	0	312
Opponents	31	11	18	2	31-31	12-24	1	255

				Cmp %	Yds/Att	TD	TD	Int			Sack-Lost	Rat
PASSING	Att	Cmp	Yds		Att			Int	Lg			
Carter	278	143	1647	51.4	5.92	9	3.2	9	3.2	56t	21-154	66.9
Wyche	57	26	411	45.6	7.21	3	5.3	2	3.5	51t	10-73	73.1
Lewis	4	3	39	75.0	9.75	0	0.0	0	0.0	18	0-0	105.2
Bengals	339	172	2097	50.7	6.19	12	3.5	11	3.2	56t	31-227	68.4
Opponents	428	209	2885	48.8	6.74	18	4.2	23	5.4	87t	28-250	62.5

USUAL STARTERS

OFFENSE		DEFENSE	
WR	Eric Crabtree,	LE	Royce Berry
	Chip Myers	LDT	Mike Reid
LT	Ernie Wright	RDT	Steve Chromysak
LG	Rulus Mayes	RE	Ron Carpenter
C	Bob Johnson	LLB	Al Beauchamp
RG	Pat Matson	MLB	Bill Bergey
RT	Mike Wilson	RLB	Ken Avery
TE	Bob Trumpy	LCB	Lemar Parrish
WR	Speedy Thomas	RCB	Ron Riley
QB	Virgil Carter	LS	Fletcher Smith
RB	Paul Robinson	RS	Ken Dyer
RB	Jess Phillips		Al Coleman

FIELD GOALS	1-19	20-29	30-39	40-49	50+
Muhlmann	4-4	5-7	9-11	3-9	4-6
Bengals	4-4	5-7	9-11	3-9	4-6

FIELD GOAL ATTEMPTS BY GAME:
Muhlmann: (43N, 38G, 51N) (35G) (51G, 36G, 23B) (23G, 39N, 50G) (35N, 42G, 22N, 47N, 50G) (52N) (43G, 47N) (36G, 43G, 22G, 30G, 13G) (-) (13G, 17G) (11G, 35G, 34G, 22G, 49N) (45N, 40B, 53G) (25G, 30G, 25G) (37G).

RECEIVING	No	Yds	Avg	Lg	TD
Myers	32	542	16.9	56t	1
Phillips	31	124	4.0	17	1
Trumpy	29	480	16.6	53t	2
Thomas	21	257	12.2	27	2
Crabtree	19	231	12.2	29	2
Robinson	17	175	10.3	27	1
E. Johnson	15	190	12.7	51t	2
Coslet	8	98	12.3	24	1
Bengals	172	2097	12.2	56t	12
Opponents	209	2885	13.8	87t	18

INTERCEPTIONS	No	Yds	Avg	Lg	TD
Parrish	5	28	5.6	19	0
Riley	4	17	4.3	14	0
Dyer	3	45	15.0	22	0
Bergey	3	35	11.7	26	0
Graham	3	31	10.3	31	0
Smith	3	17	5.7	17	0
Avery	1	5	5.0	5	0
Beauchamp	1	2	2.0	2	0
Bengals	23	180	7.8	31	0
Opponents	11	150	13.6	37	0

PUNTING	No	Yds	Avg	TB	Lg	B
Lewis	79	3651	46.2	9	63	0
Bengals	79	3651	46.2	9	63	0
Opponents	80	3505	43.8	—	61	—
PUNT RETURNS	Ret	FC	Yds	Avg	Lg	TD
Parrish	23	15	194	8.4	79t	1
E. Johnson	7	1	72	10.3	36	0
Thomas	4	10	20	5.0	11	0
Graham	1	2	41	41.0	41	0
Robinson	1	0	0	0.0	0	0
Smith	1	0	0	0.0	0	0
Bengals	37	28	327	8.8	79t	1
Opponents	48	11	392	8.2	63t	2

KICKOFF RETURNS	No	Yds	Avg	Lg	TD
Parrish	16	482	30.1	95t	1
Robinson	14	363	25.9	36	0
E. Johnson	3	68	22.7	31	0
Dressler	4	48	12.0	22	0
Lamb	2	41	20.5	21	0
Bengals	39	1002	25.7	95t	1
Opponents	33	774	23.5	51	0

1970 SEASON PLAYOFF STATISTICS (0-1)

Date W/L Score Opponent Att
Dec. 26* L 0-17 at Baltimore 51,127
*AFC Divisional Playoff

TEAM STATISTICS

	Bengals	Opponent
TOTAL FIRST DOWNS	7	15
Rushing	2	12
Passing	5	3
Penalty	0	0
3rd Down: Made-Att.	3-14	6-14
3rd Down Pct.	21.4	42.9
4th Down: Made-Att.	0-1	0-0
4th Down Pct.	0.0	—
POSSESSION AVG.	NA	NA
TOTAL NET YARDS	139	299
Avg. Per Game	139.0	299.0
Total Plays	46	66
Avg. Per Play	3.0	4.5
NET YARDS RUSHING	63	170
Avg. Per Game	63.0	170.0
Total Rushes	22	47
NET YARDS PASSING	76	129
Avg. Per Game	76.0	129.0
Sacked-Yards Lost	3-17	2-16
Gross Yards	93	145
Att.-Completions	21-8	17-6
Completion Pct.	38.1	35.3
Had Intercepted	1	0
PUNTS-AVG.	8-39.1	6-38.3
Net Punting Avg.	35.6	37.3
PENALTIES-YARDS	1-5	6-63
FUMBLES-BALLS LOST	1-0	0-0
TOUCHDOWNS	0	2
Rushing	0	0
Passing	0	2
Returns	0	0

Score by Periods	1	2	3	4	OT	Total
Bengals	0	0	0	0	—	0
Opponent	7	3	0	7	—	17

SCORING	TD-Ru	Rc	Rt	K-PAT	FG	S	TP
(None)							
Bengals	0	0	0	0-0	0-0	0	0
Opponent	2	0	2	2-2	1-3	0	17

RUSHING	No	Yds	Avg	Lg	TD
Robinson	5	25	5.0	9	0
Carter	2	16	8.0	9	0
Phillips	10	12	1.2	4	0
Lewis	3	10	3.3	9	0
E. Johnson	2	0	0.0	3	0
Bengals	22	63	2.9	9	0
Opponent	47	170	3.6	17	0

RECEIVING	No	Yds	Avg	Lg	TD
Myers	4	66	16.5	29	0
Phillips	2	12	6.0	6	0
Thomas	1	9	9.0	9	0
E. Johnson	1	6	6.0	6	0
Bengals	8	93	11.6	29	0
Opponent	6	145	24.2	53t	2

INTERCEPTIONS	No	Yds	Avg	Lg	TD
(None)					
Bengals	0	0	—	—	0
Opponent	1	0	0.0	0	0

PUNTING	No	Yds	Avg	Net	TB	In20	Lg	B
Lewis	8	313	39.1	35.6	0	1	53	0
Bengals	8	313	39.1	35.6	0	1	53	0
Opponent	6	230	38.3	37.3	0	0	45	0

PUNT RETURNS	Ret	FC	Yds	Avg	Lg	TD
Parrish	2	1	6	3.0	3	0
Thomas	0	2	0	—	—	0
Bengals	2	3	6	3.0	3	0
Opponent	7	0	28	4.0	10	0

KICKOFF RETURNS	No	Yds	Avg	Lg	TD
Robinson	2	29	14.5	24	0
Lamb	1	17	17.0	17	0
Bengals	3	46	15.3	24	0
Opponent	1	0	0.0	0	0

FIELD GOALS	1-19	20-29	30-39	40-49	50+
Muhlmann	0-0	0-0	0-0	0-0	0-1
Bengals	0-0	0-0	0-0	0-0	0-1
Opponent	0-0	0-0	0-0	1-2	0-1

FIELD GOAL ATTEMPTS:

Muhlmann: (50B).
Opponent: (50B, 44G, 44N).

DEFENSE/SPECIAL TEAMS/MISC. DEF.*

Player	ST	AT	TT	Yds	PD	FF	Yds
Berger	7	7	14	0-0	0	NA	0-0
Chomyszak	5	6	11	1-8	1	NA	0-0
Avery	5	4	9	0-0	0	NA	0-0
Beauchamp	6	2	8	0-0	0	NA	0-0
Berry	4	4	8	1-8	1	NA	0-0
Dyer	3	5	3	0-0	0	NA	0-0
Reid	6	1	7	0-0	0	NA	0-0
Carpenter	4	2	6	0-0	0	NA	0-0
Parrish	4	0	4	0-0	1	NA	0-0
Smith	3	0	3	0-0	0	NA	0-0
Roman	2	1	3	0-0	0	NA	0-0
Baccaglio	2	0	2	0-0	0	NA	0-0
Lamb	1	1	2	0-0	0	NA	0-0
Guillory	1	0	1	0-0	0	NA	0-0
E. Johnson	1	0	1	0-0	0	NA	0-0
Peterson	1	0	1	0-0	0	NA	0-0
Riley	0	1	1	0-0	2	NA	0-0

Blocked kicks: Berger (1 blocked FG).

*Press box statistics

PASSING	Att	Cmp	Yds	Cmp %	Yds/Att	TD	%	Int	%	Lg	Sack-Lost	Ret
Carter	20	7	64	35.0	3.20	0	0.0	1	5.0	16	3-17	23.8
Wyche	1	1	29	100.0	29.00	0	0.0	0	0.0	29	0-0	118.8
Bengals	21	8	93	38.1	4.43	0	0.0	1	4.8	29	3-17	32.4
Opponent	17	6	145	35.3	8.53	2	11.8	0	0.0	53	2-16	106.3

1971 FINAL STATISTICS (4-10-0)

Date	W/L	Score	Opponent	Att	RUSHING	No	Yds	Avg	Lg	TD
Sept. 19	W	37-14	Philadelphia	55,880	Willis	135	590	4.4	36	7
Sept. 26	L	10-21	at Pittsburgh	48,448	E. Johnson	85	522	6.1	86t	4
Oct. 3	L	17-20	at Green Bay	56,263	Phillips	94	420	4.5	31	0
Oct. 10	L	14-23	Miami	60,099	Robinson	49	213	4.3	17	1
Oct. 17	L	24-27	Cleveland	60,284	Dressler	54	204	3.8	13	1
Oct. 24	L	27-31	at Oakland	54,699	Anderson	22	125	5.7	16	1
Oct. 31	L	6-10	at Houston	37,947	Carter	8	42	5.3	19	0
Nov. 7	L	6-9	Atlanta	59,604	Lamb	5	13	2.6	7	0
Nov. 14	W	24-10	at Denver	51,200	Durko	1	7	7.0	7	0
Nov. 21	W	28-13	Houston	59,390	Lewis	6	6	1.0	9	0
Nov. 28	W	31-0	San Diego	59,580	Crabtree	1	1	1.0	1	0
Dec. 5	L	27-31	at Cleveland	82,705	Thomas	2	-1	-0.5	0	0
Dec. 12	L	13-21	Pittsburgh	60,022	Bengals	462	2142	4.6	86t	14
Dec. 19	L	21-35	at N.Y. Jets	63,151	Opponents	446	1778	4.0	63t	11

TEAM STATISTICS	Bengals	Opponents
TOTAL FIRST DOWNS	236	213
Rushing	109	93
Passing	115	102
Penalty	12	18
TOTAL NET YARDS	4266	3906
Avg. Per Game	304.7	279.0
Total Plays	867	811
Avg. Per Play	4.9	4.8
NET YARDS RUSHING	2142	1778
Avg. Per Game	153.0	127.0
Total Rushes	462	446
NET YARDS PASSING	2124	2128
Avg. Per Game	151.7	152.0
Sacked-Yards Lost	40-303	30-254
Gross Yards	2427	2382
Att.-Completions	365-214	335-157
Completion Pct.	58.6	46.9
Had Intercepted	11	27
PUNTS-AVG.	73-44.7	73-40.9
PENALTIES-YARDS	82-921	72-722
FUMBLES-BALL LOST	29-12	21-12
TOUCHDOWNS	32	32
Rushing	14	11
Passing	15	19
Returns	3	2

Score by Periods	1	2	3	4	Tot
Bengals	58	64	91	71	284
Opponents	44	71	48	102	265

SCORING	TD	Ru	Rc	Ri	PAT	FG	S	TP
Muhlmann	0	0	0	0	31-31	20-36	0	91
Willis	7	7	0	0	—	—	0	42
E. Johnson	6	4	2	0	—	—	0	36
Coslet	4	0	4	0	—	—	0	24
Trumpy	3	0	3	0	—	—	0	18
Crabtree	2	0	2	0	—	—	0	12
Parrish	2	0	0	2	—	—	0	12
Thomas	2	0	2	0	—	—	0	12
Anderson	1	1	0	0	—	—	0	6
Beauchamp	1	0	0	1	—	—	0	6
Dressler	1	1	0	0	—	—	0	6
Myers	1	0	1	0	—	—	0	6
Phillips	1	0	1	0	—	—	0	6
Robinson	1	1	0	0	—	—	0	6
Carter	0	0	0	0	1+	—	0	1
Bengals	32	14	15	3	32-32	20-36	0	284
Opponents	32	11	19	2	31-32	14-22	0	265

†PAT scored on a run.

PASSING	Att	Cmp	Yds	Cmp %	Yds/Att	TD	Int	Int %	Lg	Sack-Lost	Rat	
Carter	222	138	1624	62.2	7.32	10	4.5	7	3.2	90t	13-122	86.2
Anderson	131	72	777	55.0	5.93	5	3.8	4	3.1	44	23-159	72.6
Lewis	10	3	18	30.0	1.80	0	0.0	0	0.0	13	4-22	39.6
Willis	2	1	8	50.0	4.00	0	0.0	0	0.0	8	0-0	60.4
Bengals	365	214	2427	58.6	6.65	15	4.1	11	3.0	90t	40-303	79.8
Opponents	335	157	2382	46.9	7.11	19	5.7	27	8.1	74t	30-254	56.1

USUAL STARTERS

OFFENSE	DEFENSE
WR Eric Crabtree,	LE Royce Berry
Chip Myers	LDT Mike Reid
LT Ernie Wright,	RDT Steve Chomyszak
Rufus Mayes	RE Ron Carpenter
LG Howard Festl	LLB Al Beauchamp
C Bob Johnson	MLB Bill Bergey
RG Pat Matson	RLB Ken Avery
RT Vernon Holland	LCB Lemar Parrish
TE Bob Trumpy,	RCB Ken Riley
Bruce Coslet	LS Fletcher Smith,
Speedy Thomas,	Neal Craig
Bob Trumpy	RS Sandy Durko
QB Virgil Carter	
RB Paul Robinson	
RB Jess Phillips	

KICKOFF RETURNS	No	Yds	Avg	Lg	TD
Robinson	18	335	18.6	37	0
Parrish	13	296	22.8	30	0
Willis	4	81	20.3	32	0
Phillips	2	49	24.5	31	0
Lamb	2	42	21.0	25	0
E. Johnson	2	40	20.0	21	0
Dressler	1	20	20.0	20	0
Kelly	1	0	0.0	0	0
Bengals	43	863	20.1	37	0
Opponents	39	1024	26.3	-	0

FIELD GOALS	1-19	20-29	30-39	40-49	50+
Muhlmann	6-6	5-8	4-9	4-10	1-3
Bengals	6-6	5-8	4-9	4-10	1-3

FIELD GOAL ATTEMPTS BY GAME:

Muhlmann: (26G, 34N, 36G, 35G) (45N, 33G, 51N) (26G) (16G, 27N, 9G) (12G) (11G, 37B, 36G) (45G, 46G, 27N, 32N) (30N, 51G, 24G) (14G, 48N) (-) (40G, 35N, 43N) (52N, 46G, 24G) (27N, 18G, 22G) (43N, 49N, 44N).

PUNTING	No	Yds	Avg	TB	Lg	B
Lewis	72	3229	44.8	8	56	0
Dressler	1	34	34.0	0	34	0
Bengals	73	3263	44.7	8	56	0
Opponents	73	2988	40.9	-	-	-

PUNT RETURNS	Ret	FC	Yds	Avg	Lg	TD
Parrish	12	9	93	7.8	47	0
Durko	6	11	14	2.3	7	0
Thomas	4	4	10	2.5	7	0
E. Johnson	3	5	28	9.3	14	0
Bengals	25	29	145	5.8	47	0
Opponents	41	-	304	7.4	-	1

1972 FINAL STATISTICS (8-6-0)

Date	W/L	Score	Opponent	Att	RUSHING	No	Yds	Avg	Lg	TD
Sept. 17	W	31-7	at New England	60,999	E. Johnson	212	825	3.9	19	4
Sept. 24	W	15-10	Pittsburgh	54,292	Dressler	128	565	4.4	43t	6
Oct. 1	L	6-27	at Cleveland	81,564	Phillips	48	207	4.3	20	1
Oct. 8	W	21-10	Denver	55,812	Willis	42	127	3.0	12	0
Oct. 15	W	23-16	at Kansas City	79,068	Anderson	22	94	4.3	18	3
Oct. 22	L	12-15	at Los Angeles	73,385	Robinson	21	94	4.5	15	0
Oct. 29	W	30-7	Houston	59,409	Carter	12	57	4.8	14	2
Nov. 5	L	17-40	at Pittsburgh	50,350	Lewis	1	15	15.0	15	0
Nov. 12	L	14-20	Oakland	59,485	Conley	3	8	2.7	5	0
Nov. 19	L	19-20	Baltimore	49,512	Joiner	1	2	2.0	2	0
Nov. 26	W	13-3	at Chicago	55,701	Morrison	1	2	2.0	2	0
Dec. 3	W	13-10	N.Y. Giants	59,523	Bengals	491	1996	4.1	43t	16
Dec. 9	L	24-27	Cleveland	59,524	Opponents	406	1815	4.5	41	11
Dec. 17	W	61-17	at Houston	32,482						

TEAM STATISTICS	Bengals	Opponents
TOTAL FIRST DOWNS	255	207
Rushing	112	98
Passing	122	92
Penalty	21	17
TOTAL NET YARDS	4317	3552
Avg. Per Game	308.4	253.7
Total Plays	899	794
Avg. Per Play	4.8	4.5
NET YARDS RUSHING	1996	1815
Avg. Per Game	142.6	129.6
Total Rushes	491	406
NET YARDS PASSING	2321	1737
Avg. Per Game	165.8	124.1
Sacked-Yards Lost	24-192	38-296
Gross Yards	2513	2033
Att.-Completions	384-219	350-167
Completion Pct.	57.0	47.7
Had Intercepted	11	20
PUNTS-AVG.	66-42.1	84-42.4
PENALTIES-YARDS	76-738	69-581
FUMBLES-BALL LOST	28-18	30-9
TOUCHDOWNS	31	24
Rushing	16	11
Passing	10	11
Returns	5	2

Score by Periods	1	2	3	4	Tot
Bengals	36	62	99	102	299
Opponents	37	79	42	71	229

SCORING	TD	Rc	Rc	Rt	PAT	FG	S	TP
Muhlmann	0	0	0	0	30-31	27-40	0	111
Dressler	7	6	1	0	—	—	0	42
E. Johnson	6	4	2	0	—	—	0	36
Anderson	3	3	0	0	—	—	0	18
Myers	3	0	3	0	—	—	0	18
Parrish	3	0	0	3	—	—	0	18
Carter	2	2	0	0	—	—	0	12
Trumpy	2	0	2	0	—	—	0	12
Casanova	1	0	0	1	—	—	0	6
Coslet	1	0	1	0	—	—	0	6
Craig	1	0	0	1	—	—	0	6
Phillips	1	1	0	0	—	—	0	6
Thomas	1	0	1	0	—	—	0	6
White	0	0	0	0	—	—	1	2
Bengals	31	16	10	5	30-31	27-40	1	299
Opponents	24	11	11	2	23-24	20-29	1	229

PASSING	Att	Cmp	Yds	%	Att	TD	%	Int	%	Lg	Sack-Lost	Rat
Anderson	301	171	1918	56.8	6.37	7	2.3	7	2.3	65t	18-155	74.0
Carter	82	47	579	57.3	7.06	3	3.7	4	4.9	36	6-37	71.1
Willis	1	1	16	100.0	16.00	0	0.0	0	0.0	16	0-0	118.8
Bengals	384	219	2513	57.0	6.54	10	2.6	11	2.9	65t	24-192	73.6
Opponents	350	167	2033	47.7	5.81	11	3.1	20	5.7	68	38-296	52.7

USUAL STARTERS

OFFENSE	DEFENSE
WR Speedy Thomas	LE Royce Berry
LT Stan Walters	LDL Mike Reid
LG Howard Fest	RDT Steve Chomyszak
C Bob Johnson	RE Sherman White
RG Pat Matson	LLB Al Beauchamp
RT Vernon Holland	MLB Bill Bergey
TE Bob Trumpy	RLB Ken Avery
WR Chip Myers	LCB Lemar Parrish
QB Ken Anderson	RCB Ken Riley
RB Essex Johnson	LS Neal Craig
RB Doug Dressler	RS Tommy Casanova

FIELD GOALS	1-19	20-29	30-39	40-49	50+
Muhlmann	6-7	6-10	9-12	5-8	1-3
Bengals	6-7	6-10	9-12	5-8	1-3

FIELD GOAL ATTEMPTS BY GAME:
Muhlmann: (51B, 38G) (32G, 20G, 32G, 34G, 41G) (14G, 26G, 28N, 30N) (49N) (46G, 16G, 12G) (25G, 26N, 21N, 17N) (10G, 42G, 33G) (37G) (21B, 35B) (25G, 40G) (39G, 14G, 39N) (50N, 27G, 40N, 47N, 18G) (31G) (51G, 46G, 24G, 32G).

INTERCEPTIONS	No	Yds	Avg	Lg	TD
Casanova	5	108	21.6	33	0
Parrish	5	90	18.0	33t	2
Adams	3	44	14.7	19	0
Riley	3	0	0.0	0	0
Craig	2	76	38.0	63t	1
Beauchamp	1	8	8.0	8	0
Jackson	1	0	0.0	0	0
Bengals	20	326	16.3	63t	3
Opponents	11	70	6.4	28	0

PUNTING	No	Yds	Avg	TB	Lg	B
Lewis	66	2777	42.1	6	60	0
Bengals	66	2777	42.1	6	60	0
Opponents	84	3559	42.4	—	62	0

PUNT RETURNS	Ret	FC	Yds	Avg	Lg	TD
Casanova	30	19	289	9.6	66t	1
Parrish	15	2	141	9.4	51t	1
E. Johnson	2	0	7	3.5	7	0
Bengals	47	21	437	9.3	66t	2
Opponents	26	16	152	5.8	54	0

KICKOFF RETURNS	No	Yds	Avg	Lg	TD
Jackson	21	509	24.2	62	0
Parrish	15	348	23.2	45	0
Joiner	5	88	17.6	25	0
Casanova	1	34	34.0	34	0
Lewis	1	15	15.0	15	0
E. Johnson	1	13	13.0	13	0
Dennis	1	11	11.0	11	0
Kelly	1	0	0.0	0	0
Bengals	46	1018	22.1	62	0
Opponents	44	984	22.4	34	0

1973 FINAL STATISTICS (10-4-0)

Date	W/L	Score	Opponent	Att	RUSHING	No	Yds	Avg	Lg	TD
Sept. 16	L	10-28	at Denver	49,059	E. Johnson	195	997	5.1	46	4
Sept. 23	W	24-10	Houston	51,823	Clark	254	988	3.9	26	8
Sept. 30	W	20-13	at San Diego	46,733	Elliott	22	122	5.5	15	1
Oct. 7	L	10-17	at Cleveland	70,805	Anderson	26	97	3.7	17	0
Oct. 14	W	19-7	Pittsburgh	55,819	Wilson	10	39	3.9	11	0
Oct. 21	W	14-6	Kansas City	56,397	Morrison	3	11	3.7	8	0
Oct. 28	L	13-20	at Pittsburgh	45,761	Lewis	3	-7	-2.3	5	0
Nov. 4	L	10-38	at Dallas	54,944	Curtis	2	-11	-5.5	1	0
Nov. 11	W	16-13	at Buffalo	76,927	Bengals	515	2236	4.3	46	13
Nov. 18	W	20-14	N.Y. Jets	55,745	Opponents	459	1807	3.9	52	15
Nov. 25	W	42-24	St. Louis	50,918	RECEIVING	No	Yds	Avg	Lg	TD
Dec. 2	W	27-0	Minnesota	57,859	Curtis	45	843	18.7	77	9
Dec. 9	W	34-17	Cleveland	58,266	Clark	45	347	7.7	39	0
Dec. 16	W	27-24	at Houston	21,955	Trumpy	29	435	15.0	53	5

TEAM STATISTICS	Bengals	Opponents
TOTAL FIRST DOWNS	252	219
Rushing	124	109
Passing	108	97
Penalty	20	13
TOTAL NET YARDS	4512	3705
Avg. Per Game	322.3	264.6
Total Plays	871	840
Avg. Per Play	5.2	4.4
NET YARDS RUSHING	2236	1807
Avg. Per Game	159.7	129.1
Total Rushes	515	459
NET YARDS PASSING	2276	1898
Avg. Per Game	162.6	135.6
Sacked-Yards Lost	24-163	43-342
Gross Yards	2439	2240
Att.-Completions	332-180	338-182
Completion Pct.	54.2	53.8
Had Intercepted	12	18
PUNTS-AVG.	68-41.0	77-41.7
PENALTIES-YARDS	83-799	78-710
FUMBLES-BALL LOST	25-14	31-16
TOUCHDOWNS	32	27
Rushing	13	15
Passing	18	9
Returns	1	3

Score by Periods	1	2	3	4	Tot
Bengals	39	100	79	68	286
Opponents	50	61	58	62	231

SCORING	TD-Ru-Rc-Rt	PAT	FG	S	TP
Muhlmann	0 0 0 0	31-32	21-31	0	94
Curtis	9 0 0 0	-	-	0	54
Clark	8 8 0 0	-	-	0	48
E. Johnson	7 4 3 0	-	-	0	42
Trumpy	5 0 5 0	-	-	0	32
Elliott	2 1 1 0	-	-	0	10
Parrish	1 0 0 1	-	-	0	6
Bengals	32 13 18	1 31-32	21-31	0	286
Opponents	27 15 9	3 27-27	14-23	0	231

				Cmp	Yds/	TD		Int		Sack-		
PASSING	Att	Cmp	Yds	%	Att	TD	Int	%	Lg	Lost	Rat	
Anderson	329	179	2428	54.4	7.38	18	5.5	12	3.6	78	24-163	81.2
Cook	3	1	11	33.3	3.67	0	0.0	0	0.0	11	0-0	45.1
Bengals	332	180	2439	54.2	7.35	18	5.4	12	3.6	78	24-163	80.9
Opponents	338	182	2240	53.8	6.63	9	2.7	18	5.3	67	43-342	61.3

USUAL STARTERS

OFFENSE	DEFENSE
WR Tim George,	LE Royce Berry
Charlie Joiner,	LDT Mike Reid
Chip Myers	RDT Ron Carpenter
LT Rufus Mayes	RE Sherman White
LG Howard Fest	LLB Al Beauchamp
C Bob Johnson	MLB Bill Bergey
RG Pat Matson	RLB Ron Pritchard
RT Vernon Holland	LCB Lemar Parrish
TE Bob Trumpy	RCB Ken Riley
WR Isaac Curtis	LS Neal Craig
QB Ken Anderson	RS Tommy Casanova
HB Essex Johnson	
FB Boobie Clark	

KICKOFF RETURNS	No	Yds	Avg	Lg	TD
Jackson	21	520	24.8	41	0
Wilson	8	173	21.6	27	0
Parrish	7	143	20.4	29	0
Lewis	2	40	20.0	27	0
Coslet	1	0	0.0	0	0
Bengals	39	876	22.5	41	0
Opponents	42	1170	27.9	103	1

FIELD GOALS	1-19	20-29	30-39	40-49	50+
Muhlmann	5-5	6-7	5-9	4-6	1-4
Bengals	5-5	6-7	5-9	4-6	1-4

FIELD GOAL ATTEMPTS BY GAME:
Muhlmann: (21G) (39N, 27G, 51N) (42N, 34N, 26N) (38G) (41G, 20G, 52N, 20G, 19G) (32N, 57N) (41G, 17G) (29G) (35G, 33N, 36G, 47N, 33G) (16G, 51G) (-) (22G, 38G) (45G, 10G) (40G, 11G).

PUNTING	No	Yds	Avg	TB	Lg	B
Lewis	68	2790	41.0	4	60	0
Bengals	68	2790	41.0	4	60	0
Opponents	77	3214	41.7	-	-	-

PUNT RETURNS	Ret	FC	Yds	Avg	Lg	TD
Parrish	25	1	200	8.0	47	0
Casanova	15	6	119	7.9	27	0
Blackwood	4	5	12	3.0	4	0
Lewis	1	2	2	2.0	2	0
Bengals	45	14	333	7.4	47	0
Opponents	27	-	123	4.6	-	0

1973 SEASON PLAYOFF STATISTICS (0-1)

Date W/L Score Opponent Att
Dec. 23* L 16-34 at Miami 74,651
*AFC Divisional Playoff

TEAM STATISTICS	Bengals	Opponent
TOTAL FIRST DOWNS	11	27
Rushing	5	18
Passing	6	9
Penalty	0	0
3rd Down: Made-Att.	5-14	10-14
3rd Down Pct.	35.7	71.4
4th Down: Made-Att.	0-0	0-0
4th Down Pct.	—	—
POSSESSION AVG.	NA	NA
TOTAL NET YARDS	194	400
Avg. Per Game	194.0	400.0
Total Plays	50	71
Avg. Per Play	3.9	5.6
NET YARDS RUSHING	97	241
Avg. Per Game	97.0	241.0
Total Rushes	20	52
NET YARDS PASSING	97	159
Avg. Per Game	97.0	159.0
Sacked-Yards Lost	3-16	0-0
Gross Yards	113	159
Att.-Completions	27-14	19-11
Completion Pct.	51.9	57.9
Had Intercepted	1	2
PUNTS-AVG.	7-36.3	2-49.0
Net Punting Avg.	32.6	36.0
PENALTIES-YARDS	2-19	1-5
FUMBLES-BALLS LOST	0-0	2-1
TOUCHDOWNS	1	4
Rushing	0	2
Passing	0	2
Returns	1	0

Score by Periods	1	2	3	4	OT	Tot
Bengals	3	13	0	0	—	16
Opponent	14	7	10	3	—	34

PASSING	Att	Cmp	Yds	Cmp %	Yds/Att	TD	%	Int	%	Sack-Lost	Rat
Anderson	27	14	113	51.9	4.19	0	0.0	1	3.7	18	47.3
Bengals	27	14	113	51.9	4.19	0	0.0	1	3.7	18	47.3
Opponent	19	11	159	57.9	8.37	2	10.5	2	10.5	48	80.7

SCORING	TD	Ru	Rc	Rt	K-PAT	FG	S	TP
Muhlmann	0	0	0	0	1-1	3-3	0	10
Craig	1	0	0	1	—	—	0	6
Bengals	1	0	0	1	1-1	3-3	0	16
Opponent	4	2	2	0	4-4	2-2	0	34

RUSHING	No	Yds	Avg	Lg	TD
Clark	7	40	5.7	15	0
Anderson	3	26	8.7	22	0
E. Johnson	2	17	8.5	14	0
Elliott	7	15	2.1	5	0
Curtis	1	-1	-1.0	-1	0
Bengals	20	97	4.9	22	0
Opponent	52	241	4.6	27	2

RECEIVING	No	Yds	Avg	Lg	TD
Elliott	9	53	5.9	16	0
Joiner	2	33	16.5	18	0
Clark	2	18	9.0	12	0
Curtis	1	9	9.0	9	0
Bengals	14	113	8.1	18	0
Opponent	11	159	14.5	48	2

INTERCEPTIONS	No	Yds	Avg	Lg	TD
Craig	1	45	45.0	45t	1
Casanova	1	0	0.0	0	0
Bengals	2	45	22.5	45t	1
Opponent	1	19	19.0	19	0

PUNTING	No	Yds	Avg	Net	TB	In20	Lg	B
Lewis	7	254	36.3	32.6	1	0	50	0
Bengals	7	254	36.3	32.6	1	0	50	0
Opponent	2	98	49.0	36.0	0	0	54	0

PUNT RETURNS	Ret	FC	Yds	Avg	Lg	TD
Casanova	1	0	15	15.0	15	0
Parrish	1	0	11	11.0	11	0
Bengals	2	0	26	13.0	15	0
Opponent	2	4	6	3.0	4	0

KICKOFF RETURNS	No	Yds	Avg	Lg	TD
Parrish	1	25	25.0	25	0
Jackson	1	17	17.0	17	0
Bengals	2	42	21.0	25	0
Opponent	2	14	7.0	14	0

FIELD GOALS	1-19	20-29	30-39	40-49	50+
Muhlmann	1-1	1-1	0-0	1-1	0-0
Bengals	1-1	1-1	0-0	1-1	0-0
Opponent	0-0	0-0	0-0	1-1	1-1

FIELD GOAL ATTEMPTS:
Muhlmann: (24G, 46G, 12G).
Opponent: (50G, 46G).

DEFENSE/SPECIAL TEAMS/MISC. DEF.*							
Player	ST	AT	TT	Sks- Yds	PD	FF	FR- Yds
Bergey	7	5	12	0-0	0	NA	0-0
Carpenter	7	5	12	0-0	0	NA	0-0
Beauchamp	9	2	11	0-0	0	NA	0-0
Casanova	9	1	10	0-0	0	NA	0-0
Berry	5	1	6	0-0	0	NA	0-0
Riley	4	1	5	0-0	0	NA	0-0
Avery	3	2	5	0-0	0	NA	0-0
Craig	3	2	5	0-0	0	NA	0-0
Parrish	3	2	5	0-0	0	NA	0-0
Pritchard	3	2	5	0-0	0	NA	0-0
White	5	0	5	0-0	1	NA	0-0
Adams	1	0	1	0-0	0	NA	0-0
DeLeone	1	0	1	0-0	0	NA	0-0
Jackson	1	0	1	0-0	0	NA	0-0
LeClair	1	0	1	0-0	0	NA	1-0
Trumpy	1	0	1	0-0	0	NA	0-0
Reid	0	1	1	0-0	0	NA	0-0

Blocked kicks: None.

*Press box statistics

1974 FINAL STATISTICS (7-7-0)

Date	W/L	Score	Opponent	Att	RUSHING	No	Yds	Avg	Lg	TD
Sept. 15	W	33-7	Cleveland	53,113	Davis	72	375	5.2	29	0
Sept. 22	L	17-20	San Diego	51,178	Elliott	68	345	5.1	26	1
Sept. 29	W	21-3	at San Francisco	49,895	Anderson	43	314	7.3	20	2
Oct. 6	W	28-17	Washington	56,175	B. Clark	99	312	3.2	22	5
Oct. 13	W	34-24	at Cleveland	70,897	Dressler	72	255	3.5	17	2
Oct. 20	L	27-30	at Oakland	51,821	Williams	58	238	4.1	18	3
Oct. 27	L	21-34	Houston	55,434	Curtis	8	62	7.8	20	0
Nov. 3	W	24-14	at Baltimore	36,110	E. Johnson	19	44	2.3	11	0
Nov. 10	W	17-10	Pittsburgh	57,532	Joiner	4	20	5.0	8	0
Nov. 17	L	3-20	at Houston	44,054	W. Clark	1	8	8.0	8	1
Nov. 24	W	33-6	Kansas City	49,777	McDaniel	1	5	5.0	5	0
Dec. 2	L	3-24	at Miami	71,962	Bengals	445	1978	4.4	29	14
Dec. 8	L	19-23	Detroit	45,159	Opponents	497	2152	4.3	54	16
Dec. 14	L	3-27	at Pittsburgh	42,878						

TEAM STATISTICS	Bengals	Opponents
TOTAL FIRST DOWNS	260	256
Rushing	115	127
Passing	131	109
Penalty	14	20
TOTAL NET YARDS	4489	3942
Avg. Per Game	320.6	281.6
Total Plays	835	892
Avg. Per Play	5.4	4.4
NET YARDS RUSHING	1978	2152
Avg. Per Game	141.3	153.7
Total Rushes	445	497
NET YARDS PASSING	2511	1790
Avg. Per Game	179.4	127.9
Sacked-Yards Lost	37-293	36-320
Gross Yards	2804	2110
Att.-Completions	353-224	359-186
Completion Pct.	63.5	51.8
Had Intercepted	13	9
PUNTS-AVG.	66-40.9	81-37.8
PENALTIES-YARDS	78-653	77-640
FUMBLES-BALL LOST	27-18	23-11
TOUCHDOWNS	36	30
Rushing	14	16
Passing	18	13
Returns	4	1

Score by Periods	1	2	3	4	Tot
Bengals	50	95	60	78	283
Opponents	37	63	70	89	259

SCORING	TD-Ru-Rc-Rt	PAT	FG	S	TP
Muhlmann	0 0 0 0	32-35	11-18	0	65
Curtis	10 0 10 0	—	—	0	60
B. Clark	6 5 1 0	—	—	0	36
Williams	4 3 1 0	—	—	0	24
Parrish	3 0 0 3	—	—	0	18
Anderson	2 2 0 0	—	—	0	12
Dressler	2 2 0 0	—	—	0	12
Elliott	2 1 1 0	—	—	0	12
Trumpy	2 0 2 0	—	—	0	12
W. Clark	1 1 0 0	—	—	0	6
E. Johnson	1 0 1 0	—	—	0	6
Joiner	1 0 1 0	—	—	0	6
Maddox	1 0 0 1	—	—	0	6
Myers	1 0 1 0	—	—	0	6
Carpenter	0 0 0 0	—	—	1	2
Bengals	36 14 18 4	32-36	11-18	1	283
Opponents	30 16 13 1	28-30	17-22	0	259

PASSING	Att	Cmp	Yds	Cmp %	Yds/ Att	TD	Int	%	Lg	Sack-Lost	Rat	
Anderson	328	213	2667	64.9	8.13	18	5.5	10	3.0	771	36-292	95.7
W. Clark	22	9	98	40.9	4.45	0	0.0	3	13.6	19	1-1	15.2
Green	2	1	22	50.0	11.00	0	0.0	0	0.0	22	0-0	89.6
Elliott	1	1	17	100.0	17.00	0	0.0	0	0.0	17	0-0	118.8
Bengals	353	224	2804	63.5	7.94	18	5.1	13	3.7	771	37-293	89.7
Opponents	359	186	2110	51.8	5.88	13	3.6	9	2.5	64	36-320	71.4

USUAL STARTERS

OFFENSE	DEFENSE
WR Isaac Curtis	LE Ken Johnson
LT Rufus Mayes	LDT Mike Reid
LG Howard Fest	RDT Ron Carpenter
C Bob Johnson	RE Sherman White
RG John Shinnors	LLB Al Beauchamp
Pat Matson	MLB Doug Adams
RT Stan Wallers	Jim LeClair
TE Bob Trumpy	Ken Avery
WR Charlie Joiner	RLB Ron Pritchard
QB Ken Anderson	LCB Lemar Parrish
RB Charles Davis	RCB Ken Riley
RB Boobie Clark	LS Bernard Jackson
	RS Tommy Casanova

KICKOFF RETURNS	No	Yds	Avg	Lg	TD
Jackson	29	682	23.5	45	0
Davis	12	243	20.3	28	0
McDaniel	3	64	21.3	24	0
Casanova	1	48	48.0	48	0
Parrish	2	36	18.0	21	0
Williams	2	33	16.5	22	0
Dressler	3	32	10.7	18	0
Blackwood	1	17	17.0	17	0
Elliott	1	2	2.0	2	0
Bengals	54	1157	21.4	48	0
Opponents	55	1198	21.8	—	0

FIELD GOALS	1-19	20-29	30-39	40-49	50+
Muhlmann	1-1	2-2	5-9	3-6	0-0
Bengals	1-1	2-2	5-9	3-6	0-0

FIELD GOAL ATTEMPTS BY GAME:

Muhlmann: (32G) (34N, 34G) (-) (-) (45N) (-) (-) (40B, 18G, 33B) (30G) (29G, 46N) (39N) (29G) (42G, 34G, 40G, 47G) (38B, 32G).

1975 FINAL STATISTICS (11-3-0)

Date	W/L	Score	Opponent	Att	RUSHING	No	Yds	Avg	Lg	TD
Sept. 21	W	24-17	Cleveland	52,874	Clark	167	594	3.6	17	4
Sept. 28	W	21-0	at New Orleans	52,531	Fritts	94	375	4.0	22	8
Oct. 5	W	21-19	at Houston	45,321	Elliott	71	308	4.3	27	1
Oct. 12	W	27-10	New England	51,220	Anderson	49	188	3.8	29	2
Oct. 19	W	14-10	Oakland	48,122	E. Johnson	58	177	3.1	15	1
Oct. 26	W	21-14	at Atlanta	45,811	Williams	35	136	3.9	19	2
Nov. 2	L	24-30	Pittsburgh	58,418	Henson	11	38	3.5	8	0
Nov. 9	W	17-16	at Denver	49,919	Reaves	6	13	2.2	9	2
Nov. 17	W	33-24	Buffalo	56,666	Coslet	1	1	1.0	1	0
Nov. 23	L	23-35	at Cleveland	56,427	McDaniel	1	-2	-2.0	-2	0
Nov. 30	W	33-19	Houston	46,128	Curtis	6	-9	-1.5	14	0
Dec. 7	W	31-0	at Philadelphia	56,984	Bengals	499	1819	3.6	29	20
Dec. 13	L	14-35	at Pittsburgh	48,889	Opponents	473	2194	4.6	55	15
Dec. 21	W	47-17	San Diego	46,474						

TEAM STATISTICS		Bengals	Opponents
TOTAL FIRST DOWNS		295	241
Rushing		107	115
Passing		166	107
Penalty		22	19
TOTAL NET YARDS		5060	3923
Avg. Per Game		361.4	280.2
Total Plays		966	889
Avg. Per Play		5.2	4.4
NET YARDS RUSHING		1819	2194
Avg. Per Game		129.9	156.7
Total Rushes		499	473
NET YARDS PASSING		3241	1729
Avg. Per Game		231.5	123.5
Sacked-Yards Lost		34-256	27-272
Gross Yards		3497	2001
Att.-Completions		433-255	389-175
Completion Pct.		58.9	45.0
Had Intercepted		14	22
PUNTS-AVG.		68-39.0	77-40.9
PENALTIES-YARDS		88-783	91-824
FUMBLES-BALL LOST		31-20	39-22
TOUCHDOWNS			
Rushing		45	30
Passing		20	15
Returns		23	11
		2	4

Score by Periods	1	2	3	4	Tot
Bengals	84	120	54	82	340
Opponents	36	77	68	65	246

SCORING	TD	Ru	Re	Rt	PAT	FG	S	TP
Green	0	0	0	0	40-45	10-21	0	70
Fritts	10	8	2	0	-	-	0	60
Curtis	7	0	7	0	-	-	0	42
Joiner	5	0	5	0	-	-	0	30
Clark	4	4	0	0	-	-	0	24
Elliott	4	1	3	0	-	-	0	24
Myers	3	0	3	0	-	-	0	18
Williams	3	2	1	0	-	-	0	18
Anderson	2	2	0	0	-	-	0	12
E. Johnson	2	1	1	0	-	-	0	12
Reaves	2	2	0	0	-	-	0	12
Cobb	1	0	0	1	-	-	0	6
Riley	1	0	0	1	-	-	0	6
Trumpy	1	0	1	0	-	-	0	6
Bengals	45	20	23	2	40-45	10-21	0	340
Opponents	30	15	11	4	26-30	12-14	2	246

PASSING	Att	Cmp	Yds	Cmp		Yds		TD		Int		Sack-	Lost	Rat
				%	Att	%	TD	%	Int	%	Lg			
Anderson	377	228	3169	60.5	8.41	21	5.6	11	2.9	55	32-247	93.9		
Reaves	51	25	297	49.0	5.82	2	3.9	3	5.9	51	2-9	55.8		
Fritts	4	2	31	50.0	7.75	0	0.0	0	0.0	16	0-0	76.0		
Green	1	0	0	0.0	0.00	0	0.0	0	0.0	0	0-0	39.6		
Bengals	433	255	3497	58.9	8.08	23	5.3	14	3.2	55	34-256	89.0		
Opponents	389	175	2001	45.0	5.14	11	2.8	22	5.7	48	27-272	46.9		

USUAL STARTERS

OFFENSE		DEFENSE	
WR	Isaac Curtis	LE	Ken Johnson
LT	Rufus Mayes	LD	Bob Brown
LG	Howard Fest	RO	Ron Carpenter
C	Bob Johnson	RE	Sherman White
RG	Dave Lapham	LLB	Al Beauchamp
RT	Vernon Holland	MLB	Jim LeClair
TE	Bob Trumpy	RLB	Ron Pritchard
WR	Charlie Joiner	LCB	Lemar Parrish
QB	Ken Anderson	RCB	Ken Riley
HB	Stan Fritts	LGB	Tommy Casanova
	Lenvil Elliott	RS	Bernard Jackson
FB	Boobie Clark		

KICKOFF RETURNS	No	Yds	Avg	Lg	TD
Jackson	25	587	23.5	39	0
Elliott	13	272	20.9	46	0
Parrish	4	114	28.5	64	0
McDaniel	3	69	23.0	26	0
Cousino	1	0	0.0	0	0
Bengals	46	1042	22.7	64	0
Opponents	66	1558	23.6	-	0

FIELD GOALS	1-19	20-29	30-39	40-49	50+
Green	1-1	5-8	1-7	3-5	0-0
Bengals	1-1	5-8	1-7	3-5	0-0

FIELD GOAL ATTEMPTS BY GAME:	
Green:	(44G, 29N) (33N) (-) (21G, 29G) (37N) (41N) (23G) (45G, 28N, 35N) (28G, 18G, 37N) (21G, 25N) (33G) (37N, 48G) (36N, 47N) (-).

INTERCEPTIONS	No	Yds	Avg	Lg	TD
Riley	6	76	12.7	30	1
Jackson	5	97	19.4	34	0
Cobb	4	116	29.0	52	1
LeClair	3	25	8.3	21	0
Blackwood	2	44	22.0	40	0
Davis	1	26	26.0	26	0
Parrish	1	26	26.0	26	0
Bengals	22	410	18.6	52	2
Opponents	14	244	17.4	65	1

PUNTING	No	Yds	Avg	TB	Lg	B
Green	68	2655	39.0	6	57	1
Bengals	68	2655	39.0	6	57	1
Opponents	77	3150	40.7	-	-	-

PUNT RETURNS	Ret	FC	Yds	Avg	Lg	TD
Blackwood	23	0	123	5.3	31	0
Parrish	13	1	83	6.4	34	0
Casanova	11	2	60	5.5	12	0
Cobb	1	3	1	1.0	1	0
Bengals	48	6	267	5.6	34	0
Opponents	42	-	386	9.2	-	1

1975 SEASON PLAYOFF STATISTICS (0-1)

Date W/L Score Opponent Att
Dec. 28* L 28-31 at Oakland 53,039
*AFC Divisional Playoff

TEAM STATISTICS		Bengals	Opponent
TOTAL FIRST DOWNS		17	27
Rushing		8	9
Passing		6	15
Penalty		3	3
3rd Down: Made-Att.	3-11	6-14	
3rd Down Pct.	27.3	42.9	
4th Down: Made-Att.	1-2	0-0	
4th Down Pct.	50.0		
POSSESSION AVG.	NA	NA	
TOTAL NET YARDS	258	358	
Avg. Per Game	258.0	358.0	
Total Plays	57	75	
Avg. Per Play	4.5	4.8	
NET YARDS RUSHING	97	173	
Avg. Per Game	97.0	173.0	
Total Rushes	25	51	
NET YARDS PASSING	161	185	
Avg. Per Game	161.0	185.0	
Sacked-Yards Lost	5-40	1-14	
Gross Yards	201	199	
Att.-Completions	27-17	23-17	
Completion Pct.	63.0	73.9	
Had Intercepted	0	1	
PUNTS-AVG.	6-35.8	1-38.0	
Net Punting Avg.	21.8	31.0	
PENALTIES-YARDS	5-37	7-64	
FUMBLES-BALLS LOST	1-0	2-1	
TOUCHDOWNS	4	4	
Rushing	2	1	
Passing	2	3	
Returns	0	0	

Score by Periods	1	2	3	4	OT	Tot
Bengals	0	7	7	14	-	28
Opponent	3	14	7	7	-	31

PASSING	Att	Cmp	Yds	Cmp %	Yds/Att	TD	Int	Int %	Lg	Sack-Lost	Rat
Anderson	27	17	201	63.0	7.44	2	7.4	0	0.0	37	110.3
Bengals	27	17	201	63.0	7.44	2	7.4	0	0.0	37	110.3
Opponent	23	17	199	73.9	8.65	3	13.0	1	4.3	36	121.2

SCORING	TD-Ru	Rc-Rt	K-PAT	FG	S	TP
Curtis	1	0	1	0	-	0
Elliott	1	1	0	0	-	0
Fritts	1	1	0	0	-	0
Joiner	1	0	1	0	-	0
Green	0	0	0	0	4-4	0-0
Bengals	4	2	2	0	4-4	0-0
Opponent	4	1	3	0	4-4	1-3

RUSHING	No	Yds	Avg	Lg	TD
Clark	8	46	5.8	10	0
Elliott	4	25	6.3	9	1
Fritts	6	14	2.3	6	1
Anderson	3	12	4.0	8	0
Williams	1	0	0.0	0	0
E. Johnson	3	0	0.0	6	0
Bengals	25	97	3.9	10	2
Opponent	51	173	3.4	18	1

RECEIVING	No	Yds	Avg	Lg	TD
Clark	4	38	9.5	26	0
Myers	3	67	22.3	37	0
Joiner	3	60	20.0	28	1
Curtis	3	20	6.7	14	1
Coslet	2	14	7.0	9	0
Elliott	1	9	9.0	9	0
Trumpy	1	-7	-7.0	7	0
Bengals	17	201	11.8	37	2
Opponent	17	199	11.7	36	3

INTERCEPTIONS	No	Yds	Avg	Lg	TD
Riley	1	34	34.0	34	0
Bengals	1	34	34.0	34	0
Opponent	0	0	-	-	0

PUNTING	No	Yds	Avg	Net	TB	In20	Lg	B
Green	6	215	35.8	21.8	1	0	44	0
Bengals	6	215	35.8	21.8	1	0	44	0
Opponent	1	38	38.0	31.0	0	0	38	0

PUNT RETURNS	Ret	FC	Yds	Avg	Lg	TD
Blackwood	1	0	7	7.0	7	0
Bengals	1	0	7	7.0	7	0
Opponent	4	0	64	16.0	24	0

KICKOFF RETURNS	No	Yds	Avg	Lg	TD
Jackson	2	43	21.5	25	0
Elliott	1	18	18.0	18	0
Parrish	1	10	10.0	10	0
Bengals	4	71	17.8	25	0
Opponent	5	121	24.2	37	0

FIELD GOALS	1-19	20-29	30-39	40-49	50+
Green	0-0	0-0	0-0	0-0	0-0
Bengals	0-0	0-0	0-0	0-0	0-0
Opponent	0-0	1-2	0-0	0-1	0-0

FIELD GOAL ATTEMPTS:

Green: (-).

Opponent: (41N, 27G, 21B).

DEFENSE/SPECIAL TEAMS/MISC. DEF.*

Player	ST	AT	TT	Sks-		PD	FF	FR-Yds
				Yds	Yds			
LeClair	13	0	13	0-0	1	NA	0-0	
Jackson	9	0	9	0-0	1	NA	0-0	
Casanova	7	0	7	0-0	1	NA	0-0	
Pritchard	7	0	7	0-0	0	NA	0-0	
Riley	4	0	4	0-0	1	NA	0-0	
White	4	0	4	0-0	0	NA	0-0	
Beauchamp	3	0	3	0-0	0	NA	0-0	
K. Johnson	3	0	3	0-0	0	NA	0-0	
Brown	2	0	2	1-14	0	NA	0-0	
Carpenter	2	0	2	0-0	0	NA	1-0	
Parrish	2	0	2	0-0	1	NA	0-0	
Cousino	1	0	1	0-0	0	NA	0-0	
Green	1	0	1	0-0	0	NA	0-0	
Harris	1	0	1	0-0	0	NA	0-0	
Novak	1	0	1	0-0	0	NA	0-0	

Blocked kicks: White (1 blocked FG).

*Press box statistics

1976 FINAL STATISTICS (10-4-0)

Date	W/L	Score	Opponent	Att	RUSHING	No	Yds	Avg	Lg	TD
Sept. 12	W	17-7	Denver	53,464	Clark	151	671	4.4	24	7
Sept. 19	L	27-28	at Baltimore	50,374	Griffin	138	625	4.5	77	3
Sept. 26	W	28-7	Green Bay	44,103	Elliott	69	276	4.0	24	0
Oct. 3	W	45-24	at Cleveland	75,817	Fritts	47	200	4.3	13	3
Oct. 10	W	21-0	Tampa Bay	49,700	Davis	36	178	4.9	16	1
Oct. 17	L	6-23	at Pittsburgh	48,311	Anderson	31	134	4.3	25	1
Oct. 24	W	27-7	at Houston	45,499	Curtis	3	29	9.7	19	0
Oct. 31	W	21-6	Cleveland	54,776	Shelby	5	9	1.8	3	0
Nov. 8	W	20-12	Los Angeles	52,480	Brooks	1	-13	-13.0	-13	0
Nov. 14	W	31-27	Houston	53,243	Bengals	481	2109	4.4	77	15
Nov. 21	W	27-24	at Kansas City	46,259	Opponents	520	1912	3.7	29	11
Nov. 28	L	3-7	Pittsburgh	55,142						
Dec. 6	L	20-35	at Oakland	52,430						
Dec. 12	W	42-3	at N.Y. Jets	31,067						

TEAM STATISTICS

	Bengals	Opponents
TOTAL FIRST DOWNS	238	234
Rushing	114	116
Passing	110	103
Penalty	14	15
TOTAL NET YARDS	4300	3670
Avg. Per Game	307.1	262.1
Total Plays	878	930
Avg. Per Play	4.9	3.9
NET YARDS RUSHING	2109	1912
Avg. Per Game	150.6	136.6
Total Rushes	481	520
NET YARDS PASSING	2191	1758
Avg. Per Game	156.5	125.6
Sacked-Yards Lost	37-252	46-444
Gross Yards	2443	2202
Att.-Completions	360-187	364-177
Completion Pct.	51.9	48.6
Had Intercepted	15	26
PUNTS-AVG.	76-39.5	86-38.2
PENALTIES-YARDS	79-700	90-768
FUMBLES-BALL LOST	38-20	34-15
TOUCHDOWNS	42	25
Rushing	15	11
Passing	21	13
Returns	6	1

Score by Periods	1	2	3	4	Tot
Bengals	91	85	91	68	335
Opponents	44	63	49	54	210

SCORING	TD	Ru	Rc	Rt	PAT	FG	S	TP
Bahr	0	0	0	0	39-42	14-27	0	81
Clark	8	7	1	0	-	-	0	48
Trumpy	7	0	0	0	-	-	0	42
Curtis	6	0	6	0	-	-	0	36
Casanova	3	0	0	3	-	-	0	18
Elliott	3	0	3	0	-	-	0	18
Fritts	3	3	0	0	-	-	0	18
Griffin	3	3	0	0	-	-	0	18
Costlet	2	0	2	0	-	-	0	12
Anderson	1	1	0	0	-	-	0	6
Davis	1	1	0	0	-	-	0	6
McDaniel	1	0	1	0	-	-	0	6
Morgan	1	0	0	1	-	-	0	6
Myers	1	0	1	0	-	-	0	6
Riley	1	0	0	1	-	-	0	6
Shelby	1	0	0	1	-	-	0	6
Bacon	0	0	0	0	-	-	1	2
Bengals	42	15	21	6	39-42	14-27	1	335
Opponents	25	11	13	1	24-55	12-22	0	210

	Cmp	Yds	%	Att	TD	%	Int	Lg	Sack-Lost	Ret
Anderson	338	179	2367	53.0	7.00	19	5.6	14	34-235	76.9
Reaves	22	8	76	36.4	3.45	2	9.1	1	3-17	58.1
Bengals	360	187	2443	51.9	6.79	15	4.2	851	37-252	75.7
Opponents	364	177	2202	48.6	6.05	23	5.8	26	46-444	50.0

USUAL STARTERS

OFFENSE	DEFENSE
WR Billy Brooks	LE Gary Burley
LT Rufus Mayes	LOT Bob Brown
LG John Shinnars	RDT Ron Carpenter
C Bob Johnson	RE Coy Bacon
RG Dave Lapham	LLB Bo Harris
RT Vernon Holland	M/LB Jim LeClair
TE Bob Trumpy	R/LB Reggie Williams
WR Isaac Curtis	LCB Lemar Parrish
QB Ken Anderson	RCB Ken Riley
HB Archie Griffin	LS Tommy Casanova
FB Boobie Clark	RS Marvin Cobb
	Bernard Jackson

FIELD GOALS	1-19	20-29	30-39	40-49	50+
Bahr	1-1	6-8	2-4	3-8	2-6
Bengals	1-1	6-8	2-4	3-8	2-6

FIELD GOAL ATTEMPTS BY GAME:
 Bahr: (21G, 44N, 46N) (51G, 26G) (38B, 50N, 45B, 40N) (40G) (22N) (22G, 19G, 34N) (28G, 34G, 46N) (28N) (51N) (50G) (51N) (40G) (50N) (33G, 47G, 20G, 25G).

DEFENSE/SPECIAL TEAMS/MISC. DEF.*

Player	ST	AT	TT	Sks-Yds	PD	FF	FR-Yds
Williams	83	23	106	2-24	7	0	0-0
LeClair	81	25	106	0-0	3	1	0-0
Burley	69	11	80	10-90.5	1	1	1-0
Harris	54	15	69	1.5-5.5	4	3	1-2
Brown	55	10	65	2-21	0	1	1-0
Carpenter	50	15	65	5.5-5.4	3	0	2-0
Bacon	52	10	62	22-217	2	5	2-48
Cobb	36	7	43	0-0	5	0	0-0
Parrish	36	7	43	0-0	12	0	0-0
Jackson	30	5	35	0-0	8	0	3-13
Cameron	27	6	33	0-0	1	0	0-0
Casanova	25	6	31	0-0	7	1	2-25
Riley	28	2	30	0-0	14	0	2-0
Morgan	19	3	22	0-0	3	0	1-32
Devlin	15	4	19	0-0	1	0	0-0
Perry	14	3	17	0-0	2	0	1-0
Pritchard	14	1	15	1-12	1	1	0-0
Davis	9	2	11	0-0	0	0	0-0
Fairchild	5	2	7	0-0	0	0	0-0
K. Johnson	5	2	7	1-10	2	0	0-0
Kollar	5	0	5	1-10	1	0	0-0
Shelby	5	0	5	0-0	0	0	0-0
B. Johnson	3	1	4	0-0	0	0	0-0
Lapham	3	0	3	0-0	0	0	0-0
McDaniel	3	0	3	0-0	0	0	0-0
Fritts	2	0	2	0-0	0	0	0-0
Hunt	2	0	2	0-0	0	0	0-0
Myers	2	0	2	0-0	0	0	0-0
Costlet	1	1	2	0-0	0	0	0-0
Bujnoch	1	0	1	0-0	0	0	0-0
Clark	1	0	1	0-0	0	0	0-0
Elliott	1	0	1	0-0	0	0	0-0
Shinnars	1	0	1	0-0	0	0	0-0

Blocked kicks: Bacon (1 blocked FG), Carpenter (1 blocked FG), Morgan (1 blocked FG).

*Press box statistics

1977 FINAL STATISTICS (8-6-0)

Date	W/L	Score	Opponent	Att	RUSHING	No	Yds	Avg	Lg	TD
Sept. 18	L	3-13	Cleveland	52,847	P. Johnson	153	585	3.8	65	4
Sept. 25	W	42-20	Seattle	45,579	Griffin	137	549	4.0	31	0
Oct. 2	L	3-24	at San Diego	40,352	Elliott	65	269	4.1	32	0
Oct. 9	W	17-7	at Green Bay	53,653	Clark	68	226	3.3	101	1
Oct. 17	L	14-20	at Pittsburgh	47,950	K. Anderson	26	128	4.9	17	2
Oct. 23	L	13-24	Denver	54,395	Davis	27	81	3.0	13	2
Oct. 30	W	13-10*	Houston	53,194	Casanova	1	20	20.0	20	0
Nov. 6	W	10-7	at Cleveland	41,932	Bujnoch	1	4	4.0	4	1
Nov. 13	L	10-42	at Minnesota	45,371	McInally	1	4	4.0	4	0
Nov. 20	W	23-17	Miami	46,733	Ma. Cobb	1	0	0.0	0	0
Nov. 27	W	30-13	N.Y. Giants	32,705	Reaves	5	0	0.0	0	0
Dec. 4	W	27-7	at Kansas City	38,488	Corbett	1	-1	-1.0	-1	0
Dec. 10	W	17-10	Pittsburgh	36,133	Brooks	2	-4	-2.0	4	0
Dec. 18	L	16-21	at Houston	46,212	Bengals	488	1861	3.8	65	10
*Overtime					Opponents	525	1897	3.6	38	15

TEAM STATISTICS	Bengals	Opponents
TOTAL FIRST DOWNS	248	253
Rushing	110	113
Passing	112	113
Penalty	26	27
TOTAL NET YARDS	4194	4124
Avg. Per Game	299.6	294.6
Total Plays	904	901
Avg. Per Play	4.6	4.6
NET YARDS RUSHING	1861	1897
Avg. Per Game	132.9	135.5
Total Rushes	488	525
NET YARDS PASSING	2333	2227
Avg. Per Game	166.6	159.1
Sacked-Yards Lost	31-217	25-226
Gross Yards	2550	2453
Att.-Completions	385-192	351-196
Completion Pct.	49.9	55.8
Had Intercepted	16	16
PUNTS-AVG.	70-41.3	72-37.6
PENALTIES-YARDS	89-859	103-788
FUMBLES-BALL LOST	37-16	34-23
TOUCHDOWNS	26	29
Rushing	10	14
Passing	12	14
Returns	4	0

Score by Periods	1	2	3	4	OT	Tot
Bengals	75	71	35	54	3	238
Opponents	38	97	36	64	0	235

SCORING	TD	Ru	Rc	Rt	PAT	FG	S	TP
Bahr	0	0	0	0	25-26	19-27	0	82
Brooks	4	0	4	0	-	-	0	24
P. Johnson	4	4	0	0	-	-	0	24
McInally	3	0	3	0	-	-	0	12
K. Anderson	2	2	0	0	-	-	0	12
Curtis	2	0	2	0	-	-	0	12
Davis	2	2	0	0	-	-	0	12
Williams	2	0	0	2	-	-	0	12
Bujnoch	1	1	0	0	-	-	0	6
Clark	1	1	0	0	-	-	0	6
Corbett	1	0	1	0	-	-	0	6
Elliott	1	0	1	0	-	-	0	6
Parrish	1	0	0	1	-	-	0	6
Shelby	1	0	0	1	-	-	0	6
Trumpy	1	0	1	0	-	-	0	6
Bengals	26	10	12	4	25-26	19-27	0	238
Opponents	29	15	14	0	26-29	11-18	1	235

PASSING	Att	Cmp	Yds	Cmp %	Yds/Att	TD	TD %	Int	Int %	Lg	Sack-Lost	Rat
K. Anderson	323	166	2145	51.4	6.64	11	3.4	11	3.4	94t	28-197	69.7
Reaves	59	24	383	40.7	6.49	0	0.0	5	8.5	40	2-17	27.6
Ma. Cobb	1	0	0	0.0	0.00	0	0.0	0	0.0	0	0-0	39.6
Griffin	1	1	18	100.0	18.00	1	100.0	0	0.0	18t	1-3	158.3
McInally	1	1	4	100.0	4.00	0	0.0	0	0.0	4	0-0	83.3
Bengals	385	192	2550	49.9	6.62	12	3.1	16	4.2	94t	31-217	64.3
Opponents	351	196	2453	55.8	6.99	14	4.0	16	4.6	82t	25-226	72.0

USUAL STARTERS

OFFENSE	DEFENSE
WR Isaac Curtis	LE Gary Burley
LT Rufus Mayes	LDL Eddie Edwards
LG John Shinnors	RDT Wilson Whitley
CB Glenn Bujnoch	RE Coy Bacon
C Bob Johnson	LLB Bo Harris
RG Dave Lapham	MLB Jim LeClair
RT Vernon Holland	RLB Reggie Williams
TE Bob Trumpy	LCB Lemar Parrish
WR Billy Brooks	RCB Ken Riley
QB Ken Anderson	SS Tommy Casanova
HB Archie Griffin	FS Marvin Cobb
FB Pete Johnson	

KICKOFF RETURNS	No	Yds	Avg	Lg	TD
Shelby	19	403	21.2	38	0
Griffin	9	192	21.3	31	0
J. Anderson	8	129	16.1	21	0
Davis	3	42	14.0	18	0
Holden	2	42	21.0	24	0
Elliott	1	23	23.0	23	0
Parrish	1	23	23.0	23	0
Ma. Cobb	1	15	15.0	15	0
P. Johnson	1	11	11.0	11	0
Fairchild	1	6	6.0	6	0
Bengals	46	886	19.3	38	0
Opponents	49	1029	21.4	-	0

FIELD GOALS	1-19	20-29	30-39	40-49	50+
Bahr	1-1	10-11	4-8	4-6	0-1
Bengals	1-1	10-11	4-8	4-6	0-1

FIELD GOAL ATTEMPTS BY GAME:
Bahr: (25G, 47N, 38N) (-) (35G) (36N, 32G) (-)
 (24G, 57N, 19G) (39N, 23G, 22G) (47G) (23G
 48N) (43G, 44G, 42G) (32G) (20G, 35G) (37N
 24N, 24G) (24G, 27G, 28G)

DEFENSE/SPECIAL TEAMS/MISC. DEF.*

Player	ST	AT	TT	Sks-Yds	PD	FF	FR-Yds
Williams	104	16	120	0.5-7.5	2	1	2-0
LeClair	82	26	108	2-21	3	0	3-0
Edwards	60	11	71	4-31	1	1	1-0
Harris	50	17	67	2-20.5	9	0	0-0
Burley	55	11	66	8.5-71.5	1	0	1-0
Whitley	36	13	49	0-0	5	0	1-0
Riley	43	3	46	0-0	11	0	1-6
Ma. Cobb	34	8	42	0-0	4	0	0-0
Anderson	35	6	41	0-0	1	1	2-0
Bacon	27	9	36	5-45.5	3	0	2-0
Casanova	28	6	34	0.5-5	5	1	1-0
W. Johnson	28	4	32	1-11	0	0	0-0
Parrish	25	2	27	0-0	12	0	0-0
Morgan	24	3	27	0-0	6	0	1-0
Cameron	16	6	22	0-0	0	1	0-0
Phillips	15	1	16	0-0	2	1	1-0
Davis	10	2	12	0-0	0	0	1-0
Corbett	8	3	11	0-0	0	0	0-0
K. Johnson	5	2	7	1-13	0	0	0-0
Perry	6	0	6	0-0	0	0	0-0
Shelby	6	0	6	0-0	0	0	0-0
Holden	2	2	4	0-0	0	0	1-0
B. Johnson	2	1	3	0-0	0	0	0-0
Clark	2	0	2	0-0	0	0	0-0
Elliott	2	0	2	0-0	0	0	1-0
Griffin	2	0	2	0-0	0	0	1-0
P. Johnson	2	0	2	0-0	0	0	0-0
Brooks	1	0	1	0-0	0	0	0-0
Bujnoch	1	0	1	0-0	0	0	0-0
Curtis	1	0	1	0-0	0	0	0-0
Fairchild	1	0	1	0-0	0	0	0-0
McDaniel	1	0	1	0-0	0	0	1-0
Reaves	1	0	1	0-0	0	0	0-0
Walker	1	0	1	0-0	0	0	0-0
Wells	1	0	1	0-0	0	0	1-0
McInally	0	0	0	0-0	0	0	1-0

Blocked kicks: Davis (1 blocked punt), LeClair (1 blocked PAT), Perry (1 blocked punt), Phillips (1 blocked punt).

*Press box statistics

1978 FINAL STATISTICS (4-12-0)

USUAL STARTERS

OFFENSE		DEFENSE	
WR	Isaac Curtis	LE	Gary Burley
LT	Mike Wilson,	LDT	Wilson Whitley
	Rufus Mayes	RT	Eddie Edwards
LG	Glenn Bujnoch	RE	Ross Browner
C	Blair Bush	LLB	Glenn Cameron
RG	Dave Lapham	MLB	Jim LeClair
RT	Vernon Holland	LB	Reggie Williams
TE	Don Bass	RCB	Louis Breeden
WR	Billy Brooks	SCB	Ken Riley
QB	Ken Anderson	SS	Marvin Cobb
HB	Archie Griffin	FS	Scott Perry
	Deacon Turlin		
FB	Pete Johnson,		
	Boobie Clark		

Date	W/L	Score	Opponent	Att	RUSHING	No	Yds	Avg	Lg	TD
Sept. 3	L	23-24	Kansas City	41,810	P. Johnson	180	762	4.2	50†	7
Sept. 10	L	10-13*	at Cleveland	72,691	A. Griffin	132	484	3.7	30	0
Sept. 17	L	3-28	Pittsburgh	50,260	Turner	84	333	4.0	65	0
Sept. 24	L	18-20	New Orleans	40,455	Clark	40	187	4.7	20	0
Oct. 1	L	12-28	at San Francisco	41,107	Anderson	29	167	5.8	16	1
Oct. 9	L	0-21	at Miami	54,729	Elliott	29	75	2.6	12	0
Oct. 15	L	3-10	New England	48,699	Davis	21	57	2.7	15	2
Oct. 22	L	0-5	at Buffalo	47,754	Reaves	6	50	8.3	20	0
Oct. 29	W	28-13	Houston	50,532	Dinkel	1	20	20.0	20	0
Nov. 5	L	13-22	at San Diego	43,639	Curtis	1	1	1.0	1	0
Nov. 13	L	21-34	Oakland	51,374	Hertel	1	0	0.0	0	0
Nov. 19	L	6-7	at Pittsburgh	47,578	Law	1	-1	-1.0	-1	0
Nov. 26	L	10-17	at Houston	43,245	Bass	1	-4	-4.0	-4	0
Dec. 3	W	37-7	Atlanta	25,336						
Dec. 11	W	20-19	at Los Angeles	47,471						
Dec. 17	W	48-16	Cleveland	46,985						

*Overtime

TEAM STATISTICS	Bengals	Opponents
TOTAL FIRST DOWNS	271	269
Rushing	105	121
Passing	141	118
Penalty	25	30
TOTAL NET YARDS	4872	4632
Avg. Per Game	304.5	289.5
Total Plays	1034	1036
Avg. Per Play	4.7	4.5
NET YARDS RUSHING	2131	2396
Avg. Per Game	133.2	149.8
Total Rushes	526	607
NET YARDS PASSING	2741	2236
Avg. Per Game	171.3	139.8
Sacked-Yards Lost	38-298	33-284
Gross Yards	3039	2520
Att.-Completions	470-250	396-193
Completion Pct.	53.2	48.7
Had Intercepted	30	20
PUNTS-AVG.	95-42.4	108-41.6
PENALTIES-YARDS	110-956	123-1074
FUMBLES-BALL LOST	36-19	36-17
TOUCHDOWNS	29	34
Rushing	10	16
Passing	14	14
Returns	5	4

Score by Periods	1	2	3	4	OT	Tot
Bengals	30	79	46	97	0	252
Opponents	66	106	53	56	3	284

SCORING	TD-Ru	Rc	Ri	PAT	FG	S	TP
Bahr	0	0	0	0	26-29	16-30	0 74
P. Johnson	7	7	0	0	-	-	0 42
Bass	5	0	4	1	-	-	0 30
Curtis	3	0	3	0	-	-	0 18
A. Griffin	3	0	3	0	-	-	0 18
Perry	3	0	0	3	-	-	0 18
Brooks	2	0	2	0	-	-	0 12
Davis	2	2	0	0	-	-	0 12
Walker	2	0	2	0	-	-	0 12
Anderson	1	1	0	0	-	-	0 6
Jauron	1	0	0	1	-	-	0 6
Burley	0	0	0	0	-	-	1 2
TEAM	0	0	0	0	-	-	1 2
Bengals	29	10	14	5	26-29	16-30	2 252
Opponents	34	16	14	4	30-34	16-23	1 284

PASSING	Att	Cmp	Yds	Cmp %	Yds/Att	TD	Int	Int %	Lg	Sack-Lost	Rat
Anderson	319	173	2219	54.2	6.96	10	3.1	22	6.9	57	30-237 58.0
Reaves	144	74	790	51.4	5.49	3	2.1	8	5.6	51†	8-61 51.6
Hertel	4	1	9	25.0	2.25	0	0.0	0	0.0	9	0-0 39.6
A. Griffin	3	2	21	66.7	7.00	1	33.3	0	0.0	18	0-0 126.4
Bengals	470	250	3039	53.2	6.47	14	3.0	30	6.4	57	38-298 56.7
Opponents	396	193	2520	48.7	6.36	14	3.5	20	5.1	53	33-284 60.0

RECEIVING	No	Yds	Avg	Lg	TD
Curtis	47	737	15.7	57	3
A. Griffin	35	284	8.1	27	3
P. Johnson	31	236	7.6	34	0
Brooks	30	506	16.9	45	2
Bass	27	447	16.6	51†	4
McInally	15	189	12.6	49	0
Corbett	12	187	15.6	51	0
Walker	12	126	10.5	28	2
Elliott	12	100	8.3	18	0
Clark	11	73	6.6	26	0
Turner	11	50	4.5	8	0
Law	5	81	16.2	20	0
Davis	2	23	11.5	14	0
Bengals	250	3039	12.2	57	14
Opponents	193	2520	13.1	53	14

INTERCEPTIONS	No	Yds	Avg	Lg	TD
Jauron	4	52	13.0	24†	1
Perry	3	59	19.7	39†	2
Riley	3	33	11.0	17	0
Breeden	3	25	8.3	18	0
Morgan	1	64	64.0	64	0
Shumon	1	48	48.0	48	0
Cobb	1	13	13.0	13	0
LeClair	1	11	11.0	11	0
Williams	1	11	11.0	11	0
Edwards	1	2	2.0	2	0
Dinkel	1	1	1.0	1	0
Bengals	20	319	16.0	64	3
Opponents	30	211	7.0	40	2

PUNTING	No	Yds	Avg	TB	Lg	B
McInally	91	3919	43.1	10	65	0
Bahr	4	108	27.0	1	41	0
Bengals	95	4027	42.4	11	65	0
Opponents	108	4496	41.6	-	-	-

PUNT RETURNS	Ret	FC	Yds	Avg	Lg	TD
Law	25	4	106	4.2	17	0
Davis	22	8	130	5.9	12	0
Breeden	6	1	-12	-2.0	1	0
Bass	3	0	8	2.7	7	0
Jauron	3	2	32	10.7	15	0
Bengals	59	15	264	4.5	17	0
Opponents	58	-	564	9.7	-	0

DEFENSE/SPECIAL TEAMS/MISC. DEF.*

Player	ST	AT	TT	Sks- Yds	PD	FF	FR
LeClair	91	27	118	2-22	2	1	0-0
Cameron	63	30	93	3-23	4	0	0-0
Williams	69	17	86	3-20	10	1	1-30
Burley	63	19	82	4-29	2	2	0-0
Breeden	60	9	69	1-4	12	0	0-0
Browner	53	16	69	6.5-73.5	2	2	3-21
Cobb	50	12	62	0-0	12	0	0-0
Whitley	43	15	58	3-30	2	0	2-10
Edwards	45	12	57	5.5-39.5	0	0	2-0
Dinkel	30	11	41	2-16	1	1	3-0
Jauron	29	12	41	1-15	4	0	0-0
Perry	35	14	49	0-0	8	0	1-0
Riley	26	2	28	0-0	11	0	0-0
DePaso	15	5	20	0-0	0	1	0-0
Morgan	14	6	20	0-0	3	1	0-0
Shumon	6	5	11	0-0	0	0	0-0
Clark	10	0	10	0-0	0	0	0-0
Corbett	9	1	10	0-0	0	0	0-0
Vincent	6	4	10	0-0	1	0	0-0
R. Griffin	9	0	9	0-0	0	0	1-0
Davis	8	1	9	0-0	0	0	0-0
Harris	7	0	7	2-12	2	0	1-0
Bush	6	1	7	0-0	0	0	0-0
Devlin	3	3	6	0-0	0	0	0-0
Rudd	5	0	5	0-0	0	0	0-0
Bass	4	0	4	0-0	0	0	1-0
Elliott	3	0	3	0-0	0	0	0-0
Phillips	3	0	3	0-0	0	0	0-0
Purelory	3	0	3	0-0	0	0	0-0
A. Griffin	2	0	2	0-0	0	0	0-0
B. Johnson	2	0	2	0-0	0	0	1-0
Lapham	2	0	2	0-0	0	0	0-0
Law	2	0	2	0-0	0	0	0-0
Bahr	1	1	2	0-0	0	0	0-0
Curtis	1	0	1	0-0	0	0	0-0
McInally	1	0	1	0-0	0	0	0-0
Turner	0	1	1	0-0	0	0	0-0

Blocked kicks: Perry (1 blocked punt).

*Press box statistics

1979 FINAL STATISTICS (4-12-0)

Date	W/L	Score	Opponent	Att
Sept. 2	L	0-10	at Denver	74,788
Sept. 9	L	24-51	at Buffalo	43,504
Sept. 16	L	14-20	New England	41,805
Sept. 23	L	27-30*	Houston	45,615
Sept. 30	L	13-38	at Dallas	63,179
Oct. 7	L	7-10	Kansas City	40,041
Oct. 14	W	34-10	Pittsburgh	52,381
Oct. 21	L	27-28	at Cleveland	75,119
Oct. 28	W	37-13	Philadelphia	42,036
Nov. 4	L	28-38	at Baltimore	37,740
Nov. 11	L	24-26	San Diego	40,782
Nov. 18	L	21-42	at Houston	49,829
Nov. 25	W	34-28	St. Louis	25,103
Dec. 2	L	17-37	at Pittsburgh	46,521
Dec. 9	L	14-28	at Washington	52,882
Dec. 16	W	16-12	Cleveland	42,183

TEAM STATISTICS	Bengals	Opponents
TOTAL FIRST DOWNS	289	334
Rushing	138	133
Passing	131	175
Penalty	20	26
TOTAL NET YARDS	4639	5911
Avg. Per Game	289.9	369.4
Total Plays	1049	1052
Avg. Per Play	4.4	5.6
NET YARDS RUSHING	2329	2219
Avg. Per Game	145.6	138.7
Total Rushes	560	528
NET YARDS PASSING	2310	3692
Avg. Per Game	144.4	230.8
Sacked-Yards Lost	63-511	32-216
Gross Yards	2821	3908
Att.-Completions	426-228	492-275
Completion Pct.	53.5	55.9
Had Intercepted	15	20
PUNTS-AVG.	91-40.4	71-39.6
PENALTIES-YARDS	88-744	101-871
FUMBLES-BALL LOST	24-14	39-24
TOUCHDOWNS	43	52
Rushing	23	22
Passing	17	27
Returns	3	3

Score by Periods	1	2	3	4	OT	T
Bengals	83	115	75	64	0	337
Opponents	57	140	106	115	3	421

SCORING	TD	Ru	Rc	Rt	PAT	FG	S	TP
P. Johnson	15	14	1	0	-	-	0	90
Bahr	0	0	0	0	40-42	13-23	0	79
Curtis	8	0	8	0	-	-	0	48
Thompson	5	5	0	0	-	-	0	30
Bass	3	0	3	0	-	-	0	18
Anderson	2	2	0	0	-	-	0	12
A. Griffin	2	0	2	0	-	-	0	12
Alexander	1	1	0	0	-	-	0	6
Brooks	1	0	1	0	-	-	0	6
R. Griffin	1	0	0	1	-	-	0	6
Kurnick	1	0	0	1	-	-	0	6
LeClair	1	0	0	1	-	-	0	6
Ross	1	0	1	0	-	-	0	6
Turner	1	1	0	0	-	-	0	6
Walker	1	0	1	0	-	-	0	6
Bengals	43	23	17	3	40-43	13-23	0	337
Opponents	52	22	27	3	49-52	20-27	0	421

PASSING	Att	Cmp	Yds	Cmp %	Yds/Att	TD	Int	Lg	Sack-Lost	Rat
Anderson	339	189	2340	55.8	6.90	16	4.7	10	2.9	73t
Thompson	87	39	481	44.8	5.53	1	1.1	5	5.7	50
Kreider	0	0	0	0.0	0.00	0	0.0	0	0.0	0
Bengals	426	228	2821	53.5	6.62	17	4.0	15	3.5	73t
Opponents	492	275	3908	55.9	7.94	27	5.5	20	4.1	59

RUSHING	No	Yds	Avg	Lg	TD
P. Johnson	243	865	3.6	35t	14
A. Griffin	140	688	4.9	63	0
Alexander	88	286	3.3	17	1
Anderson	28	235	8.4	21	2
Thompson	21	116	5.5	21	5
Turner	28	86	3.1	10	1
Bass	4	35	8.8	14	0
McInally	1	18	18.0	18	0
Dinkel	2	14	7.0	9	0
Kreider	2	0	0.0	0	0
Poole	1	-3	-3.0	-3	0
Curtis	2	-11	-5.5	-4	0
Bengals	560	2329	4.2	63	23
Opponents	528	2219	4.2	36	22

RECEIVING	No	Yds	Avg	Lg	TD
Bass	58	724	12.5	50	3
A. Griffin	43	417	9.7	52t	2
Ross	41	516	12.6	41	1
Curtis	32	605	18.9	67t	8
P. Johnson	24	154	6.4	15t	1
Alexander	11	91	8.3	13	0
Brooks	8	214	26.8	73t	1
Corbett	3	34	11.3	15	0
Kreider	3	20	6.7	8	0
Turner	2	18	9.0	10	0
McInally	1	24	24.0	24	0
Walker	1	14	14.0	14	0
Poole	1	-10	-10.0	-10	0
Bengals	228	2821	12.4	73t	17
Opponents	275	3908	14.2	59	27

INTERCEPTIONS	No	Yds	Avg	Lg	TD
Jauron	6	41	6.8	12	0
R. Griffin	4	167	41.8	96t	1
Cobb	3	19	6.3	14	0
Williams	2	5	2.5	3	0
J. Browner	1	15	15.0	15	0
Perry	1	11	11.0	11	0
Whitley	1	2	2.0	2	0
LeClair	1	0	0.0	0	0
Riley	1	0	0.0	0	0
Bengals	20	260	13.0	96t	1
Opponents	15	305	20.3	68	2

PUNTING	No	Yds	Avg	TB	Lg	B
McInally	89	3678	41.3	12	61	2
Bengals	91	3678	40.4	12	61	2
Opponents	71	2812	39.6	-	-	-
PUNT RETURNS	Ret	FC	Yds	Avg	Lg	TD
Lusby	32	4	260	8.1	40	0
Levenseller	8	2	46	5.8	21	0
Burk	1	1	0	0.0	0	0
Jauron	1	2	10	10.0	10	0
Bengals	42	9	316	7.5	40	0
Opponents	48	-	325	6.8	-	0

KICKOFF RETURNS	No	Yds	Avg	Lg	TD
Turner	55	1149	20.9	36	0
Poole	7	128	18.3	24	0
Lusby	6	92	15.3	28	0
J. Browner	6	87	14.5	26	0
Kurnick	4	60	15.0	20	0
R. Browner	2	29	14.5	15	0
R. Griffin	1	15	15.0	15	0
Bengals	81	1560	19.3	36	0
Opponents	63	1258	20.0	-	0

USUAL STARTERS

OFFENSE	DEFENSE
WR Don Bass	LE Gary Burley
LT Mike Wilson	LDT Eddie Edwards
LG Glenn Bujnoch	RDt Wilson Whitley
C Blair Bush	RE Ross Browner
RG Dave Lapham	LLB Bo Harris
RT Vernon Holland	MLB Jim LeClair
TE Dan Ross	RLB Reggie Williams
WR Isaac Curtis	LCB Louis Breeden
QB Ken Anderson	RCB Ken Riley
HB Archie Griffin	SS Marvin Cobb
FB Pete Johnson	FS Dick Jauron

FIELD GOALS	1-19	20-29	30-39	40-49	50+
Bahr	0-0	4-6	3-7	4-8	2-2
Bengals	0-0	4-6	3-7	4-8	2-2

FIELD GOAL ATTEMPTS BY GAME:
 Bahr: (-) (24G) (37N) (48N, 55G, 32N, 52G) (48G, 38G) (43N) (49N) (25N) (24G, 24G, 43G) (38N) (28G) (-) (38G, 33G, 27N) (37N, 46G) (-) (43G, 46N).

DEFENSE/SPECIAL TEAMS/MISC. DEF. *

Player	ST	AT	TT	Sks-Yds	PD	FF	FR-Yds
LeClair	92	46	138	0-0	5	0	1-27
Williams	66	25	91	3-16	5	2	1-0
Harris	59	18	77	4-33	4	1	0-0
Jauron	55	18	73	0-0	5	2	3-0
Cobb	50	17	67	0-0	7	0	0-0
Burley	56	10	66	5-40	2	0	0-0
R. Browner	48	16	64	6-36.5	2	1	2-0
J. Browner	48	13	61	0-0	4	2	1-0
Edwards	40	15	55	4-5-40	2	0	2-0
Whitley	32	11	43	3.5-19.5	3	1	2-0
Riley	33	9	42	0-0	13	0	3-31
Dinkel	31	11	42	1-1	1	0	0-0
Cameron	29	12	41	0-0	1	0	0-0
Perry	23	9	32	0-0	3	0	0-0
R. Griffin	30	1	31	0-0	6	0	1-0
White	20	8	28	2-16	0	0	0-0
Breeden	17	5	22	0-0	4	5	0-0
Mitchell	13	7	20	3-14	1	0	0-0
Ruud	14	5	19	0-0	0	0	0-0
Kurnick	16	1	17	0-0	0	2	2-38
Levenseller	14	2	16	0-0	0	0	2-0
Lusby	11	1	12	0-0	0	1	2-0
Burk	4	1	5	0-0	0	0	1-0
Poole	4	1	5	0-0	0	0	1-0
Corbett	3	0	3	0-0	0	0	0-0
Walker	3	0	3	0-0	0	0	0-0
Wilson	2	0	2	0-0	0	0	0-0
Alexander	1	0	1	0-0	0	0	0-0
Bahr	1	0	1	0-0	0	0	0-0
Bush	1	0	1	0-0	0	0	0-0
Curtis	1	0	1	0-0	0	0	0-0
P. Johnson	1	0	1	0-0	0	0	0-0
Lapham	1	0	1	0-0	0	0	0-0
Montoya	1	0	1	0-0	0	0	0-0

Blocked kicks: Burley (1 blocked FG), Cobb (1 blocked FG).

*Press box statistics

TEAM HISTORY

TD	TD %	Int	Int %	Lg	Sack-Lost	Rat
6	2.2	13	4.7	67t	24-174	66.9
11	4.7	12	5.1	59t	13-113	60.9
0	0.0	0	0.0	0	0-0	39.6
17	3.3	25	4.9	67t	37-287	64.0
22	4.5	20	4.1	68t	35-302	77.3

*Press box statistics

1981 FINAL STATISTICS (12-4-0)

Date	W/L	Score	Opponent	All	RUSHING	No	Yds	Avg	Lg	TD
Sept. 6	W	27-21	Seattle	41,177	Johnson	274	1077	3.9	391	12
Sept. 13	W	31-30	at N.Y. Jets	49,454	Anderson	46	320	7.0	25	1
Sept. 20	L	17-20	Cleveland	52,170	Alexander	98	292	3.0	16	2
Sept. 27	W	27-24*	Buffalo	46,418	A. Griffin	47	163	3.5	23	3
Oct. 4	L	10-17	at Houston	44,350	Hargrove	16	66	4.1	27	1
Oct. 11	W	41-19	at Baltimore	33,060	Schonert	7	41	5.9	19	1
Oct. 18	W	34-7	Pittsburgh	57,090	Kreider	1	21	21.0	21	0
Oct. 25	L	7-17	at New Orleans	46,336	Verser	2	11	5.5	9	0
Nov. 1	W	34-21	Houston	54,736	Bass	1	9	9.0	9	0
Nov. 8	W	40-17	at San Diego	51,259	McNally	1	-27	-27.0	-27	0
Nov. 15	W	24-10	Los Angeles	56,836	Bengals	493	1973	4.0	391	19
Nov. 22	W	38-21	Denver	57,207	Opponents	465	1881	4.0	43	12
Nov. 29	W	41-21	at Cleveland	75,186	RECEIVING	No	Yds	Avg	Lg	TD
Dec. 6	L	3-21	San Francisco	56,796	Ross	71	910	12.8	37	5
Dec. 13	W	17-10	at Pittsburgh	50,623	Collinsworth	67	1009	15.1	741	8
Dec. 20	W	30-28	at Atlanta	35,972	Johnson	46	320	7.0	33	4

TEAM STATISTICS	Bengals	Opponents
TOTAL FIRST DOWNS	361	324
Rushing	124	126
Passing	210	167
Penalty	27	31
3rd Down Efficiency	45.2	42.5
POSSESSION AVG.	30.52	29.08
TOTAL NET YARDS	5968	5289
Avg. Per Game	373.0	330.6
Total Plays	1078	1055
Avg. Per Play	5.5	5.0
NET YARDS RUSHING	1973	1881
Avg. Per Game	123.3	117.6
Total Rushes	493	465
NET YARDS PASSING	3995	3408
Avg. Per Game	249.7	213.0
Sacked-Yards Lost	35-205	42-349
Gross Yards	4200	3757
Att.-Completions	550-332	548-316
Completion Pct.	60.4	57.7
Had Intercepted	12	19
PUNTS-AVG.	73-44.8	81-40.3
PENALTIES-YARDS	109-896	104-787
FUMBLE-BALL LOST	25-12	32-18
TOUCHDOWNS	51	38
Rushing	19	12
Passing	30	24
Returns	2	2

Score by Periods	1	2	3	4	OT	Total
Bengals	74	150	58	136	3	421
Opponents	38	111	17	138	0	304

SCORING	TD	Ru	Rc	RI	PAT	FG	S	TP
Breech	0	0	0	0	49-51	22-32	0	115
Johnson	16	12	4	0	-	-	0	96
Collinsworth	8	0	0	0	-	-	0	48
Kreider	5	0	5	0	-	-	0	30
Ross	5	0	5	0	-	-	0	30
A. Griffin	4	3	1	0	-	-	0	24
Alexander	3	2	1	0	-	-	0	18
Curtis	2	0	2	0	-	-	0	12
M. Harris	2	0	2	0	-	-	0	12
Verser	2	0	2	0	-	-	0	12
Anderson	1	1	0	0	-	-	0	6
Breedon	1	0	0	1	-	-	0	6
Hargrove	1	1	0	0	-	-	0	6
St. Clair	1	0	0	1	-	-	0	6
Bengals	51	19	30	2	49-51	22-32	0	421
Opponents	38	12	24	2	38-38	12-21	1	304

PASSING	Att	Cmp	Yds	%	Att	TD	%	Int	%	Lg	Sack-	Lost	Ret
Anderson	479	300	3754	62.6	7.84	29	6.1	10	2.1	741	25-140	98.4	
Thompson	49	21	267	42.9	5.45	1	2.0	2	4.1	21	7-61	50.3	
Schonert	19	10	166	52.6	8.74	0	0.0	0	0.0	36	3-4	82.3	
Kreider	3	1	13	33.3	4.33	0	0.0	0	0.0	13	0-0	47.9	
Bengals	550	332	4200	60.4	7.64	30	5.5	12	2.2	741	35-205	93.3	
Opponents	548	316	3757	57.7	6.66	24	4.4	19	3.5	651	42-349	78.9	

USUAL STARTERS

OFFENSE	DEFENSE
WR Cris Collinsworth	LE Eddie Edwards
LT Anthony Munoz	NT Wilson Whitley
LG Dave Lapham	RE Ross Browner
C Blair Bush	LOLB Bo Harris
RG Max Montoya	LILB Jim LeClair
RT Mike Wilson	RILB Glenn Cameron
TE Dan Ross	ROLB Reggie Williams
WR Isaac Curtis	LCB Louis Breedon
QB Ken Anderson	RCB Ken Riley
HB Charles Alexander	SS Bobby Kemp
FB Pete Johnson	FS Bryan Hicks

FIELD GOALS	1-19	20-29	30-39	40-49	50+
Breech	0-0	9-11	7-9	5-11	1-1
Bengals	0-0	9-11	7-9	5-11	1-1

FIELD GOAL ATTEMPTS BY GAME:
Breech: (25G, 40G, 43N) (25N, 44G) (42B, 29N, 21G) (23G, 28G) (45G, 36N, 48N) (38G, 24G) (27G, 23G) (-) (30G, 51G) (43G, 33G) (37G) (38G, 46N, 48N) (-) (30G) (38G, 41N) (39N, 29G, 20G, 45G).

DEFENSE/SPECIAL TEAMS/MISC. DEF.*

Player	ST	AT	TT	Yds	PD	FF	Yds	FR
LeClair	81	31	112	1-10	7	0	1-0	
Williams	83	23	106	11-90	3	3	3-0	
Cameron	76	20	96	0-0	7	3	0-0	
B. Harris	69	20	89	2-11	5	0	2-3	
Breedon	67	13	80	0-0	12	1	1-10	
Hicks	53	22	75	0-0	8	1	2-3	
Kemp	53	17	70	1-6	8	2	0-0	
Browner	47	11	58	9-80	2	2	1-0	
Edwards	36	11	47	10-89	0	2	1-0	
Riley	38	5	43	0-0	14	1	1-0	
Razzano	31	10	41	0-0	0	2	0-0	
Whitley	23	8	31	2-12	0	0	0-0	
Dinkel	24	4	28	0-0	0	0	0-0	
Simmons	20	3	23	0-0	2	0	0-0	
Horn	18	5	23	0-0	0	0	1-0	
St. Clair	17	4	21	3-24	2	0	1-12	
Frazier	14	7	21	0-0	2	0	0-0	
R. Griffin	13	6	19	0-0	4	1	1-0	
Fuller	13	5	18	0-0	2	0	1-0	
Burley	11	3	14	2-26	0	0	0-0	
Schuh	11	3	14	0-0	0	0	1-0	
Davis	9	1	10	0-0	0	0	0-0	
Bush	7	2	9	0-0	0	0	0-0	
Chapman	7	2	9	0-0	1	0	0-0	
Kreider	6	1	7	0-0	0	0	0-0	
Verser	6	1	7	0-0	0	0	0-0	
Hargrove	5	1	6	0-0	0	0	0-0	
M. Harris	5	1	6	0-0	0	0	0-0	
Bright	3	1	4	0-0	0	0	0-0	
Alexander	2	0	2	0-0	0	0	0-0	
Anderson	2	0	2	0-0	0	0	0-0	
Breech	2	0	2	0-0	0	0	0-0	
Lapham	2	0	2	0-0	0	0	0-0	
Munoz	2	0	2	0-0	0	0	0-0	
McNally	1	0	1	0-0	0	0	0-0	
Ross	1	0	1	0-0	0	0	0-0	
Wilson	1	0	1	0-0	0	0	0-0	
Bass	0	0	0	0-0	0	0	0-0	
TEAM	-	-	-	1-1	-	-	-	

Blocked Kicks: None.

*Press box statistics

1981 SEASON PLAYOFF STATISTICS (2-1)

Date	W/L	Score	Opponent	Att
Jan. 3*	W	28-21	Buffalo	55,420
Jan. 10*	W	27-7	San Diego	46,302
Jan. 24#	L	21-26	vs. San Francisco	81,270

*AFC Divisional Playoff

#AFC Championship

#Super Bowl XVI at Pontiac, Mich.

TEAM STATISTICS	Bengals	Opponents
TOTAL FIRST DOWNS	65	59
Rushing	26	31
Passing	33	21
Penalty	6	4
3rd Down: Made-Att.	17-34	16-35
3rd Down Pct.	50.0	45.7
4th Down: Made-Att.	1-2	0-0
4th Down Pct.	50.0	—
POSSESSION AVG.	30:28	29:32
TOTAL NET YARDS	979	912
Avg. Per Game	326.3	304.0
Total Plays	180	183
Avg. Per Play	5.4	5.0
NET YARDS RUSHING	351	389
Avg. Per Game	117.0	129.7
Total Rushes	93	99
NET YARDS PASSING	628	523
Avg. Per Game	209.3	174.3
Sacked-Yards Lost	9-39	3-21
Gross Yards	667	544
Att.-Completions	78-54	81-44
Completion Pct.	69.2	54.3
Had Intercepted	2	4
PUNTS-AVG.	10-40.1	9-41.1
Net Punting Avg.	36.0	34.2
PENALTIES-YARDS	16-126	16-136
FUMBLES-BALLS LOST	5-3	6-3
TOUCHDOWNS	10	6
Rushing	5	3
Passing	5	3
Returns	0	0

Score by Periods	1	2	3	4	OT	Total
Bengals	24	7	17	28	—	76
Opponents	7	27	7	13	—	54

PASSING	Att	Cmp	Yds	Cmp %	Yds/Att	TD	%	Int	%	Lg	Sack-Lost	Rate
Anderson	77	53	653	68.8	8.48	5	6.5	2	2.6	49	9-39	105.6
Thompson	1	1	14	100.0	14.00	0	0.0	0	0.0	14	0-0	118.8
Bengals	78	54	667	69.2	8.55	5	6.4	2	2.6	49	9-39	106.1
Opponents	81	44	544	54.3	6.72	3	3.7	4	4.9	54	3-21	67.1

SCORING	TD	Ru	Rc	Rt	K-PAT	FG	S	TP
Breech	0	0	0	0	10-10	2-3	0	16
Alexander	2	2	0	0	—	—	0	12
Johnson	2	2	0	0	—	—	0	12
Ross	2	0	2	0	—	—	0	12
Anderson	1	1	0	0	—	—	0	6
Bass	1	0	1	0	—	—	0	6
Collinsworth	1	0	1	0	—	—	0	6
M. Harris	1	0	1	0	—	—	0	6
Bengals	10	5	5	0	10-10	2-3	0	76
Opponents	6	3	3	0	6-6	4-6	0	54

RUSHING	No	Yds	Avg	Lg	TD
Johnson	52	161	3.1	11	2
Alexander	27	111	4.1	20-T	2
Anderson	11	69	6.3	13	1
A. Griffin	2	8	4.0	4	0
Collinsworth	1	2	2.0	2	0
Bengals	93	351	3.8	20-T	5
Opponents	99	389	3.9	44-T	3

RECEIVING	No	Yds	Avg	Lg	TD
Ross	22	244	11.1	19	2
Collinsworth	9	159	17.7	49	1
Curtis	6	92	15.3	22	0
Johnson	6	45	7.5	14	0
Alexander	6	38	6.3	16	0
Kreider	3	78	26.0	42	0
M. Harris	1	8	8.0	8-T	1
Bass	1	3	3.0	3-T	1
Bengals	54	667	12.4	49	5
Opponents	44	544	12.4	54	3

INTERCEPTIONS	No	Yds	Avg	Lg	TD
Kemp	1	24	24.0	24	0
B. Harris	1	16	16.0	16	0
Breedon	1	0	0.0	0	0
Riley	1	0	0.0	0	0
Bengals	4	40	10.0	24	0
Opponents	2	52	26.0	27	0

PUNTING	No	Yds	Avg	Net	TB	In20	Lg	B
McInally	10	401	40.1	36.0	1	2	60	0
Bengals	10	401	40.1	36.0	1	2	60	0
Opponents	9	370	41.1	34.2	0	0	50	0

PUNT RETURNS	Ret	FC	Yds	Avg	Lg	TD
Fuller	5	2	62	12.4	27	0
Bengals	5	2	62	12.4	27	0
Opponents	4	1	21	5.3	7	0

KICKOFF RETURNS	No	Yds	Avg	Lg	TD
Verser	10	186	18.6	40	0
Frazier	1	0	0.0	0	0
A. Griffin	1	0	0.0	0	0
Bengals	12	186	15.5	40	0
Opponents	14	254	18.1	36	0

FIELD GOALS	1-19	20-29	30-39	40-49	50+
Breech	0-0	0-0	2-3	0-0	0-0
Bengals	0-0	0-0	2-3	0-0	0-0
Opponents	0-0	3-3	0-1	1-1	0-1

FIELD GOAL ATTEMPTS BY GAME:
Breech: (33B) (31G, 38G) (-).
Opponents: (-) (37N, 50N) (22G, 26G, 40G, 23G).

DEFENSE/SPECIAL TEAMS/MISC. DEF.*	Player	ST	AT	TT	Sks-Yds	PD	FF	Fr-Yds
	Browner	20	4	24	1-9	0	0	1-0
	Williams	12	7	19	0-0	3	1	0-0
	Hicks	14	4	18	0-0	2	1	0-0
	B. Harris	13	5	18	1-5	0	0	0-0
	Cameron	9	9	18	0-0	3	1	0-0
	Breedon	14	1	15	0-0	6	0	0-0
	Kemp	9	6	15	0-0	6	0	0-0
	LeClair	6	6	12	0-0	3	0	0-0
	Edwards	5	3	8	1-7	0	0	0-0
	Riley	6	1	7	0-0	5	0	0-0
	Whitley	4	3	7	0-0	0	0	0-0
	R. Griffin	6	0	6	0-0	1	0	0-0
	Dinkel	3	3	6	0-0	0	0	0-0
	Razzano	4	0	4	0-0	0	1	0-0
	St. Clair	2	2	4	0-0	0	0	0-0
	Davis	1	2	3	0-0	0	0	0-0
	Fuller	2	0	2	0-0	0	0	0-0
	Frazier	1	1	2	0-0	0	0	0-0
	Simmons	1	1	2	0-0	0	0	1-0
	Breech	1	0	1	0-0	0	0	0-0
	Hargrove	1	0	1	0-0	0	0	0-0
	Montoya	1	0	1	0-0	0	1	0-0
	Verser	1	0	1	0-0	0	0	0-0
	Wilson	1	0	1	0-0	0	0	0-0
	Bush	0	1	1	0-0	0	0	0-0
	Bass	0	0	0	0-0	1	0	1-0

Blocked kicks: None.

*Press box statistics

1982 FINAL STATISTICS (7-2-0)

Date	W/L	Score	Opponent	Alt
Sept. 12	W	27-6	Houston	52,268
Sept. 19	L	20-26*	at Pittsburgh	53,973
			Players Strike	
Nov. 21	W	18-14	at Philadelphia	65,172
Nov. 28	W	31-17	L.A. Raiders	53,330
Dec. 5	W	20-17	at Baltimore	23,598
Dec. 12	W	23-10	Cleveland	54,305
Dec. 20	L	34-50	at San Diego	51,296
Dec. 26	W	24-10	Seattle	55,330
Jan. 2	W	35-27	at Houston	26,522

*Overtime

TEAM STATISTICS	Bengals	Opponents
TOTAL FIRST DOWNS	207	170
Rushing	63	61
Passing	123	102
Penalty	21	7
3rd Down Efficiency	54.1	33.7
POSSESSION AVG.	33:26	26:34
TOTAL NET YARDS	3288	2893
Avg. Per Game	365.3	321.4
Total Plays	606	551
Avg. Per Play	5.4	5.3
NET YARDS RUSHING	949	850
Avg. Per Game	105.4	94.4
Total Rushes	269	223
NET YARDS PASSING	2339	2043
Avg. Per Game	259.9	227.0
Sacked-Yards Lost	27-162	22-207
Gross Yards	2501	2250
Att.-Completions	310-219	306-187
Completion Pct.	70.6	61.1
Had Intercepted	9	14
PUNTS-AVG.	31-38.7	37-40.1
PENALTIES-YARDS	56-475	64-551
FUMBLES-BALL LOST	12-7	19-6
TOUCHDOWNS	27	21
Rushing	13	8
Passing	12	12
Returns	2	1

Score by Periods	1	2	3	4	OT	Tot
Bengals	48	76	62	46	0	232
Opponents	24	42	51	54	6	177

SCORING	TD-Ru	Rc	Rt	PAT	FG	S	TP	
Breech	0	0	0	0	25-26	14-18	0	67
Johnson	7	7	0	0	-	-	0	42
Anderson	4	4	0	0	-	-	0	24
M. Harris	3	0	3	0	-	-	0	19
Ross	3	0	3	0	-	-	0	18
Alexander	2	1	1	0	-	-	0	12
Kreider	1	0	1	0	1‡	-	0	7
Collinsworth	1	0	1	0	-	-	0	6
Curtis	1	0	1	0	-	-	0	6
A. Griffin	1	1	0	0	-	-	0	6
B. Harris	1	0	0	1	-	-	0	6
Holman	1	0	1	0	-	-	0	6
Riley	1	0	0	1	-	-	0	6
Verser	1	0	1	0	-	-	0	6
Williams	0	0	0	0	-	-	1	2
Bengals	27	13	12	2	26-27	14-18	1	232
Opponents	21	8	12	1	19-21	10-12	1	177

†PAT scored on a run.

PASSING	Att	Cmp	Yds	Cmp %	Yds/Att	TD	TD %	Int	Lg	Sack-Lost	Rating	
Anderson	309	218	2495	70.6	8.07	12	3.9	9	2.9	561	26-154	95.3
Schonert	1	1	6	100.0	6.00	0	0.0	0	0.0	6	1-8	91.7
Bengals	310	219	2501	70.6	8.07	12	3.9	9	2.9	561	27-162	95.4
Opponents	306	187	2250	61.1	7.35	12	3.9	14	4.6	661	22-207	77.7

USUAL STARTERS

OFFENSE	DEFENSE
WR Cris Collinsworth	LE Eddie Edwards
LT Anthony Munoz	NT Wilson Whitley
LG Dave Lapham	RE Ross Browner
C Blair Bush	LOLB Bo Harris
RG Max Montoya	LILB Jim LeClair
RT Mike Wilson	RILB Glenn Cameron
TE Dan Ross	ROLB Reggie Williams
WR Isaac Curtis	LCB Louis Breeden
QB Ken Anderson	RCB Ken Riley
HB Charles Alexander	SS Bobby Kemp
FB Pete Johnson	FS Bryan Hicks

FIELD GOALS	1-19	20-29	30-39	40-49	50+
Breech	2-2	3-3	5-6	3-5	1-2
Bengals	2-2	3-3	5-6	3-5	1-2

FIELD GOAL ATTEMPTS BY GAME:

Breech: (25G, 43G, 47N, 43N) (31G, 50G, 39B) (49G, 19G, 38G) (35G) (-) (-) (36G, 21G, 44G) (27G, 19G) (34G) (51N).

DEFENSE/SPECIAL TEAMS/MISC. DEF.*

Player	ST	AT	TT	Sks-Yds	PD	FF	FR-Yds
Kemp	41	11	52	1-2	6	1	0-0
LeClair	33	17	50	2.5-20	1	0	0-0
Hicks	31	17	48	0-0	9	0	0-0
Williams	34	9	43	4.5-41	3	0	4-0
Cameron	29	14	43	0-0	1	1	0-0
Browner	28	13	41	3-38	1	1	0-0
B. Harris	31	9	40	2-22	2	1	0-0
Edwards	25	5	30	6-53	1	0	1-0
Riley	26	3	29	0-0	9	0	0-0
Breeden	25	4	29	1-13	5	0	0-0
R. Griffin	18	5	23	0-0	4	0	0-0
Johnson	17	3	20	0-0	0	1	0-0
Fuller	16	3	19	0-0	0	1	0-0
Razzano	12	4	16	0-0	0	1	0-0
Whitley	11	4	15	1-12	0	1	0-0
Frazier	10	2	12	0-0	0	0	0-0
Dinkel	7	2	9	0-0	0	0	0-0
Davis	6	3	9	0-0	2	0	0-0
Schuh	6	3	9	0-0	0	0	0-0
Holman	5	1	6	0-0	0	0	0-0
Verser	3	2	5	0-0	0	0	0-0
St. Clair	4	0	4	0-0	0	0	0-0
M. Harris	3	0	3	0-0	0	0	0-0
Collins	2	1	3	1-6	0	0	0-0
Burley	2	0	2	0-0	0	0	0-0
Bush	2	0	2	0-0	0	0	0-0
Boyersky	1	1	2	0-0	0	0	0-0
Simpkins	1	1	2	0-0	0	1	0-0
Anderson	1	0	1	0-0	0	0	0-0
Collinsworth	1	0	1	0-0	0	0	0-0
Curtis	1	0	1	0-0	0	0	0-0
Johnson	1	0	1	0-0	0	0	0-0
Kreider	1	0	1	0-0	0	0	0-0
Simmons	1	0	1	0-0	0	0	0-0
Weaver	1	0	1	0-0	0	0	0-0
Wilson	1	0	1	0-0	0	0	0-0

Blocked Kicks: TEAM (1 blocked PAT).

*Press box statistics

1982 SEASON PLAYOFF STATISTICS (0-1)

Date W/L Score Opponent
Jan. 9* L 17-44 N.Y. Jets
*AFC First-Round Playoff

TEAM STATISTICS	Bengals	Opponent
TOTAL FIRST DOWNS	23	27
Rushing	3	12
Passing	18	13
Penalty	2	2
3rd Down: Made-Att.	7-10	6-9
3rd Down Pct.	70.0	66.7
4th Down: Made-Att.	0-0	0-0
4th Down Pct.	—	—
POSSESSION AVG.	31:16	28:44
TOTAL NET YARDS	395	517
Avg. Per Game	395.0	517.0
Total Plays	61	63
Avg. Per Play	6.5	8.2
NET YARDS RUSHING	62	234
Avg. Per Game	62.0	234.0
Total Rushes	21	34
NET YARDS PASSING	333	283
Avg. Per Game	333.0	283.0
Sacked-Yards Lost	4-21	0-0
Gross Yards	354	283
Att.-Completions	36-26	29-21
Completion Pct.	72.2	72.4
Had Intercepted	3	1
PUNTS-AVG.	2-43.0	0-0-0
Net Punting Avg.	42.0	—
PENALTIES-YARDS	7-60	12-95
FUMBLES-BALLS LOST	2-1	2-1
TOUCHDOWNS	2	5
Rushing	0	2
Passing	2	2
Returns	0	1

Score by Periods	1	2	3	4	OT	Total
Bengals	14	0	3	0	—	17
Opponent	3	17	3	21	—	44

PASSING	Att	Cmp	Yds	Cmp %	Yds/Att	TD	%	Int	%	Lg	Sack-Lost	Ret
Anderson	35	26	354	74.3	10.11	2	5.7	3	8.6	53	4-21	89.5
Schonert	1	0	0	0.0	0.00	0	0.0	0	0.0	0	0-0	39.6
Bengals	36	26	354	72.2	9.83	2	5.6	3	8.3	53	4-21	87.0
Opponent	29	21	283	72.4	9.76	2	6.9	1	3.4	49	0-0	111.7

SCORING	TD	Ru	Rc	Rt	K-PAT	FG	S	TP
Curtis	1	0	1	0	—	—	0	6
Ross	1	0	1	0	—	—	0	6
Breech	0	0	0	0	2-2	1-2	0	5
Bengals	2	0	2	0	2-2	1-2	0	17
Opponent	5	2	2	1	5-5	3-3	0	44

RUSHING	No	Yds	Avg	Lg	TD
Johnson	9	26	2.9	14	0
A. Griffin	3	17	5.7	8	0
Alexander	7	14	2.0	6	0
Anderson	2	5	2.5	3	0
Bengals	21	62	3.0	14	0
Opponent	34	234	6.9	35	2

RECEIVING	No	Yds	Avg	Lg	TD
Collinsworth	7	120	17.1	53	0
Ross	6	89	14.8	26	1
Curtis	3	63	21.0	32	1
Kreider	3	41	13.7	17	0
A. Griffin	3	14	4.7	6	0
Johnson	3	7	2.3	9	0
M. Harris	1	20	20.0	20	0
Bengals	26	354	13.6	53	2
Opponent	21	283	13.5	49	2

INTERCEPTIONS	No	Yds	Avg	Lg	TD
Riley	1	0	0.0	0	0
Bengals	1	0	0.0	0	0
Opponent	3	138	46.0	98	1

PUNTING	No	Yds	Avg	Net	T8	In20	Lg	B
McInally	2	86	43.0	42.0	0	0	45	0
Bengals	2	86	43.0	42.0	0	0	45	0
Opponent	0	0	—	—	0	0	0	—

PUNT RETURNS	Ret	FC	Yds	Avg	Lg	TD
(None)						
Bengals	0	0	0	—	—	0
Opponent	1	1	2	2.0	2	0

KICKOFF RETURNS	No	Yds	Avg	Lg	TD
Verser	7	116	16.6	21	0
Tate	1	22	22.0	22	0
Bengals	8	138	17.3	22	0
Opponent	4	69	17.3	20	0

FIELD GOALS	1-19	20-29	30-39	40-49	50+
Breech	0-0	1-1	0-0	0-1	0-0
Bengals	0-0	1-1	0-0	0-1	0-0
Opponent	0-0	1-1	1-1	1-1	0-0

FIELD GOAL ATTEMPTS:
Breech: (20G, 46N).
Opponent: (32G, 24G, 47G).

DEFENSE/SPECIAL TEAMS/MISC. DEF.*	Player	ST	AT	TT	Sks-Yds	PD	FF	FR-Yds
Cameron	8	0	8	0-0	0	0	0	0-0
Browner	6	2	8	0-0	0	0	0	0-0
Williams	6	1	7	0-0	0	0	0	0-0
Riley	5	1	6	0-0	0	0	0	0-0
R. Griffin	5	0	5	0-0	0	0	0	0-0
Kemp	5	0	5	0-0	1	2	0	0-0
Fuller	4	0	4	0-0	0	0	0	1-20
B. Harris	4	0	4	0-0	0	0	0	0-0
LeClair	2	2	4	0-0	0	0	0	0-0
Breeden	1	2	3	0-0	0	0	0	0-0
Edwards	2	0	2	0-0	0	0	0	0-0
Hicks	2	0	2	0-0	0	0	0	0-0
Simmons	2	0	2	0-0	0	0	0	0-0
Davis	1	0	1	0-0	0	0	0	0-0
Frazier	1	0	1	0-0	0	0	0	0-0
Jackson	1	0	1	0-0	0	0	0	0-0
Munoz	1	0	1	0-0	0	0	0	0-0
Ross	1	0	1	0-0	0	0	0	0-0
Verser	1	0	1	0-0	0	0	0	0-0
Whitley	1	0	1	0-0	1	0	0	0-0
Razzano	0	1	1	0-0	0	0	0	0-0

Blocked kicks: None.

*Press box statistics

1983 FINAL STATISTICS (7-9-0)

USUAL STARTERS

OFFENSE			DEFENSE		
WR	Cris Collinsworth	LE	Eddie Edwards		
LT	Anthony Munoz	NT	Jerry Boysarsky		
LG	Dave Lapham	RE	Ross Browner		
C	Dave Rimington		Glenn Collins		
RG	Max Montoya	LOLB	Tom Dinkel		
RT	Mike Wilson	LILB	Jim LeClair		
TE	Dan Ross	RILB	Glenn Cameron		
WR	Isaac Curtis	ROLB	Reggie Williams		
QB	Ken Anderson	LCB	Louis Breeden		
HB	Rodney Tate	RCB	Ken Riley		
	Charles Alexander	SS	Bobby Kemp		
FB	Charles Alexander	FS	Robert Jackson		
	Pete Johnson				

Date	W/L	Score	Opponent	Att	RUSHING	No	Yds	Avg	Lg	TD
Sept. 4	L	10-20	L.A. Raiders	50,956	Johnson	210	763	3.6	16t	14
Sept. 11	L	6-10	Buffalo	46,839	Alexander	153	523	3.4	12	3
Sept. 15	L	7-17	at Cleveland	79,700	S. Wilson	56	267	4.8	18	1
Sept. 25	W	23-17	at Tampa Bay	56,023	Kinnebrew	39	156	4.0	17	3
Oct. 2	L	31-34	Baltimore	48,104	Anderson	22	147	6.7	29	1
Oct. 10	L	14-24	Pittsburgh	56,086	Schonert	29	117	4.0	15	2
Oct. 16	L	17-24	at Denver	74,305	Tate	25	77	3.1	13	0
Oct. 23	W	28-21	Cleveland	50,047	Verser	2	31	15.5	29	0
Oct. 30	W	34-14	Green Bay	53,349	Martin	2	21	10.5	15	0
Nov. 6	W	55-14	at Houston	39,705	Collinsworth	2	2	1.0	8	0
Nov. 13	L	15-20	at Kansas City	44,711	Kreider	1	2	2.0	2	0
Nov. 20	W	38-10	Houston	46,375	Christensen	1	-2	-2.0	-2	0
Nov. 28	L	14-38	at Miami	74,506	Bengals	542	2104	3.9	29	24
Dec. 4	W	23-10	Pittsburgh	55,832	Opponents	430	1499	3.5	40	16
Dec. 11	W	17-9	Detroit	45,728						
Dec. 17	L	14-20	at Minnesota	51,565						

TEAM STATISTICS			Bengals	Opponents
TOTAL FIRST DOWNS				
Rushing			327	276
Passing			127	96
Penalty			179	156
3rd Down: Made-Att.			21	24
3rd Down Pct.			97-122	94-216
POSSSESSION AVG.			45.8	43.5
TOTAL NET YARDS			31-29	28-31
Avg. Per Game			5287	4327
Total Plays			330.4	270.4
Avg. Per Play			1036	973
NET YARDS RUSHING			5.1	4.4
Avg. Per Game			2104	1499
Total Rushes			131.5	93.7
NET YARDS PASSING			542	430
Avg. Per Game			3183	2826
Sacked-Yards Lost			198.9	176.8
Gross Yards			40-309	41-335
Att.-Completions			3492	3163
Completion Pct.			454-290	502-288
Had Intercepted			63.9	57.4
PUNTS-AVG.			18	23
PENALTIES-YARDS			69-40.6	76-42.3
FUMBLES-BALL LOST			99-837	100-871
TOUCHDOWNS			35-15	35-16
Rushing			43	36
Passing			24	16
Returns			14	17
			5	3

Score by Periods	1	2	3	4	OT	Tot		
Bengals	102	140	54	50	-	346		
Opponents	55	86	65	96	-	302		
SCORING								
	TD	Ru	Pa	Rt	PAT	FG	S	TP
Breech	0	0	0	0	39-41	16-23	0	87
Johnson	14	14	0	0	-	-	0	84
Collinsworth	5	0	5	0	-	-	0	30
Alexander	3	3	0	0	-	-	0	18
Kinnebrew	3	3	0	0	-	-	0	18
Ross	3	0	3	0	-	-	0	18
Curtis	2	0	2	0	-	-	0	12
Harris	2	0	2	0	-	-	0	12
Riley	2	0	2	0	-	-	0	12
Schonert	2	2	0	0	-	-	0	12
S. Wilson	2	1	1	0	-	-	0	12
Anderson	1	1	0	0	-	-	0	6
J. Griffin	1	0	0	1	-	-	0	6
Horton	1	0	0	1	-	-	0	6
Kreider	1	0	1	0	-	-	0	6
Williams	1	0	0	1	-	-	0	6
Browner	0	0	0	0	1	-	0	1
Bengals	43	24	14	5	40-43	16-23	0	346
Opponents	36	16	17	3	35-36	17-22	0	302

± PAT scored on a pass from Kreider.

†PAT scored on a pass from Kreider.

RECEIVING	No	Yds	Avg	Lg	TD
Collinsworth	66	1130	17.1	63	5
Curtis	42	571	13.6	80t	2
Kreider	42	554	13.2	54	1
Ross	42	483	11.5	30	3
Alexander	32	187	5.8	14	0
Tate	18	142	7.9	25	0
Johnson	15	129	8.6	18	0
S. Wilson	12	107	8.9	19	1
Harris	8	66	8.3	14	2
Verser	7	82	11.7	22	0
Martin	2	22	11.0	12	0
Holman	2	15	7.5	10	0
Kinnebrew	2	4	2.0	2	0
Bengals	290	3492	12.0	80t	14
Opponents	288	3163	11.0	53	17

INTERCEPTIONS	No	Yds	Avg	Lg	TD
Riley	8	89	11.1	42t	2
Horton	5	121	24.2	55t	1
Kemp	3	26	8.7	26	0
Breeden	2	47	23.5	39	0
R. Griffin	2	24	12.0	24	0
Jackson	2	21	10.5	15	0
J. Griffin	1	41	41.0	41t	1
Bengals	23	369	16.0	55t	4
Opponents	18	298	16.6	70t	2

PUNTING	No	Yds	Avg	TB	In20	Lg	B
McInally	67	2804	41.9	9	13	60	2
Bengals	69	2804	40.6	9	13	60	2
Opponents	76	3211	42.3	-	21	70	-

PUNT RETURNS	Ret	FC	Yds	Avg	Lg	TD
Simmons	25	2	173	6.9	43	0
Martin	23	3	227	9.9	19	0
Horton	1	1	10	10.0	10	0
Bengals	49	6	410	8.4	43	0
Opponents	41	5	310	7.6	50	0

KICKOFF RETURNS	No	Yds	Avg	Lg	TD
Simmons	14	317	22.6	36	0
Verser	13	253	19.5	29	0
Tate	13	218	16.8	23	0
S. Wilson	7	161	23.0	32	0
Horton	5	128	25.6	49	0
Martin	1	19	19.0	19	0
Dinkel	1	1	1.0	1	0
Bengals	54	1097	20.3	49	0
Opponents	68	1298	19.1	90	0

FIELD GOALS	1-19	20-29	30-39	40-49	50+
Breech	2-2	7-7	5-7	2-5	0-2
Bengals	2-2	7-7	5-7	2-5	0-2

FIELD GOAL ATTEMPTS BY GAME:
Breech: (36G) (40N, 47G, 30G) (-) (24G) (19G) (47N) (51N, 35G) (-) (-) (29G, 44G) (31G, 23G, 23G) (26G) (-) (32G, 19G, 27G) (32N, 28G) (44N, 35N, 52N).

DEFENSE/SPECIAL TEAMS/MISC. DEF. *

Player	ST	AT	TT	Sks-Yds	PD	FF	Frs
Cameron	63	40	103	2-18	1	0	1-1
Williams	57	33	90	7.5-64.5	5	3	4-59
Jackson	51	37	88	0-0	7	0	0-0
LeClair	38	40	78	1-11	2	0	0-0
Breeden	44	15	59	1-9	10	1	1-0
Kemp	38	21	59	1-10	7	1	1-0
Krumrie	32	21	53	1.5-2.5	0	0	1-0
Riley	39	5	44	0-0	12	0	1-0
Horton	28	16	44	0-0	6	0	0-0
Frazier	28	14	42	1-8	0	0	0-0
Browner	25	15	40	3-26	1	2	0-0
Edwards	23	15	38	13-94.5	0	0	1-0
Razzano	20	16	36	0-0	0	0	1-0
Dinkel	22	12	34	0.5-3	0	3	2-4
Boyersky	18	14	32	1.5-13.5	0	0	0-0
R. Griffin	20	4	24	1-10	0	1	1-13
Collins	13	8	21	5-53	2	1	1-0
Simmons	10	7	17	0-0	1	0	0-0
Schuh	8	5	13	0-0	0	0	0-0
Kinnebrew	10	2	12	0-0	0	0	0-0
Maidlow	10	1	11	0-0	0	0	0-0
Simpkins	5	6	11	0-0	0	0	1-0
J. Griffin	8	2	10	0-0	1	0	0-0
Turner	6	2	8	0-0	0	1	0-0
S. Wilson	4	3	7	0-0	0	0	0-0
Burley	5	0	5	2-11	2	0	0-0
Holman	4	1	5	0-0	0	0	0-0
Harris	3	1	4	0-0	0	0	0-0
Alexander	3	0	3	0-0	0	0	0-0
Martin	3	0	3	0-0	0	0	0-0
Curtis	2	0	2	0-0	0	0	0-0
Hannula	0	2	2	0-0	0	0	0-0
Breech	1	0	1	0-0	0	0	0-0
Collinsworth	1	0	1	0-0	0	0	0-0
Johnson	1	0	1	0-0	0	0	0-0
Kreider	1	0	1	0-0	0	0	0-0
Lapham	1	0	1	0-0	0	0	0-0
Munoz	1	0	1	0-0	0	0	0-0
Rimington	1	0	1	0-0	0	0	0-0
Ross	1	0	1	0-0	0	0	0-0
Hicks	0	1	1	0-0	1	0	0-0

Blocked kicks: Krumrie (1 blocked PAT).

*Press box statistics

PASSING	Att	Cmp	Yds	Cmp %	Yds/Att	TD	Int	Lg	Sack-Lost	Rat
Anderson	297	198	2333	66.7	7.86	12	4.0	13	25-187	85.6
Schonert	156	92	1159	59.0	7.43	2	1.3	5	15-122	73.1
Kreider	1	0	0	0.0	0.00	0	0.0	0	0-0	39.6
Bengals	454	290	3492	63.9	7.69	14	3.1	18	40-309	81.1
Opponents	502	288	3163	57.4	6.30	17	3.4	23	41-335	68.3

1984 FINAL STATISTICS (8-8-0)

Date	W/L	Score	Opponent	Att
Sept. 2	L	17-20	at Denver	74,178
Sept. 9	L	22-27	Kansas City	47,111
Sept. 16	L	23-43	at N.Y. Jets	64,193
Sept. 23	L	14-24	L.A. Rams	45,406
Oct. 1	L	17-38	at Pittsburgh	57,098
Oct. 7	W	13-3	Houston	43,637
Oct. 14	L	14-20	at New England	48,154
Oct. 21	W	12-9	Cleveland	50,667
Oct. 28	W	31-13	at Houston	34,010
Nov. 4	L	17-23	at San Francisco	58,324
Nov. 11	W	22-20	Pittsburgh	52,497
Nov. 18	L	6-26	Seattle	50,280
Nov. 25	W	35-14	Atlanta	44,678
Dec. 2	W	20-17*	at Cleveland	51,774
Dec. 9	W	24-21	at New Orleans	40,855
Dec. 16	W	52-21	Buffalo	55,771

TEAM STATISTICS	Bengals	Opponents
TOTAL FIRST DOWNS	339	322
Rushing	135	115
Passing	179	191
Penalty	25	16
3rd Down: Made-Att.	93-211	82-202
4th Down: Made-Att.	10-14	5-11
POSSESSION AVG.	30:50	29:10
TOTAL NET YARDS	5480	5259
Avg. Per Game	342.5	328.7
Total Plays	1081	1034
Avg. Per Play	5.1	5.1
NET YARDS RUSHING	2179	1868
Avg. Per Game	136.2	116.8
Total Rushes	540	477
NET YARDS PASSING	3301	3391
Avg. Per Game	206.3	211.9
Sacked-Yards Lost	45-358	40-298
Gross Yards	3659	3689
Att.-Completions	496-306	517-302
Completion Pct.	61.7	58.4
Had Intercepted	22	25
PUNTS-AVG.	67-42.3	67-41.4
Net Punting Avg.	35.3	31.6
PENALTIES-YARDS	85-693	90-743
FUMBLES-BALL LOST	32-17	27-15
TOUCHDOWNS	39	39
Rushing	18	21
Passing	17	15
Returns	4	3

Score by Periods	1	2	3	4	OT	Tot
Bengals	53	105	77	101	3	339
Opponents	40	98	78	123	0	329

SCORING	TD-Ru	Rc-Rl	PAT	FG	\$	TP
Breech	0	0	0	37-37	22-31	0 103
Kinnebrew	10	9	1	0	-	0 60
Collinsworth	6	0	6	0	-	0 36
Jennings	5	2	3	0	-	0 30
Brooks	4	2	2	0	-	0 24
Alexander	2	2	0	0	-	0 12
Esiason	2	2	0	0	-	0 12
Harris	2	0	2	0	-	0 12
J. Griffin	1	0	0	1	-	0 6
Holman	1	0	1	0	-	0 6
Horton	1	0	0	1	-	0 6
Jackson	1	0	0	1	-	0 6
Kreider	1	0	1	0	-	0 6
Munoz	1	0	1	0	-	0 6
Schonert	1	1	0	0	-	0 6
Simmons	1	0	0	1	-	0 6
TEAM	0	0	0	0	-	1 2
Bengals	39	18	17	4	37-39	22-31 1 339
Opponents	39	21	15	3	37-39	22-27 1 339

PASSING	Att	Cmp	Yds	Cmp %	Yds/Att	TD	Int	Int %	Lg	Sack-Lost	Ret
Anderson	275	175	2107	63.6	7.66	10	3.6	12	4.4	801	24-191 81.0
Schonert	117	78	945	66.7	8.03	4	3.4	7	6.0	571	16-115 77.8
Esiason	102	51	530	50.0	5.20	3	2.9	3	2.9	366	5-52 62.9
McInally	2	2	77	100.0	38.50	0	0.0	0	0.0	43	0-0 118.8
Bengals	496	306	3659	61.7	7.38	17	3.4	22	4.4	801	45-358 77.2
Opponents	517	302	3689	58.4	7.14	15	2.9	25	4.8	76	40-298 70.0

RUSHING	No	Yds	Avg	Lg	TD
Kinnebrew	154	623	4.0	23	9
Alexander	132	479	3.6	22	2
Brooks	103	396	3.8	33	2
Jennings	79	379	4.8	201	2
Schonert	13	77	5.9	17	1
S. Wilson	17	74	4.4	9	0
Anderson	11	64	5.8	14	0
Esiason	19	63	3.3	9	2
Farley	7	11	1.6	5	0
Collinsworth	1	7	7.0	7	0
Verser	2	5	2.5	3	0
Martin	1	3	3.0	3	0
Harris	1	-2	-2.0	-2	0
Bengals	540	2179	4.0	33	18
Opponents	477	1868	3.9	361	21

RECEIVING	No	Yds	Avg	Lg	TD
Collinsworth	64	989	15.5	571	6
Harris	48	759	15.8	801	2
Jennings	35	346	9.9	43	3
Alexander	34	268	7.9	271	2
Holman	21	239	11.4	27	1
Kreider	20	243	12.2	27	1
Kinnebrew	19	159	8.4	22	1
Curtis	12	135	11.3	22	0
Martin	11	164	14.9	42	0
Verser	6	113	18.8	28	0
S. Wilson	2	15	7.5	11	0
Kern	2	14	7.0	9	0
Farley	2	11	5.5	10	0
Munoz	1	1	1.0	11	0
Bengals	306	3659	12.0	801	17
Opponents	302	3689	12.2	76	15

INTERCEPTIONS	No	Yds	Avg	Lg	TD
Breeden	4	96	24.0	70	0
Jackson	4	32	8.0	281	1
Kemp	4	27	6.8	14	0
Horton	3	48	16.0	481	1
Simmons	2	43	21.5	431	1
R. Williams	2	33	16.5	33	0
R. Griffin	2	13	6.5	13	0
J. Griffin	1	57	57.0	571	1
Cameron	1	15	15.0	15	0
Turner	1	4	4.0	4	0
Schuh	1	0	0.0	0	0
Bengals	25	368	14.7	70	4
Opponents	22	364	16.5	521	2

PUNTING	No	Yds	Avg	TB	In 20	Lg	8
McInally	67	2832	42.3	8	19	61	0
Bengals	67	2832	42.3	8	19	61	0
Opponents	67	2771	41.4	-	-	-	-

PUNT RETURNS	Ret	FC	Yds	Avg	Lg	TD
Martin	24	5	376	15.7	55	0
Simmons	12	6	98	8.2	30	0
Horton	2	0	-1	-0.5	1	0
Bengals	38	11	473	12.4	55	0
Opponents	38	3	310	8.2	19	0

KICKOFF RETURNS	No	Yds	Avg	Lg	TD
Jennings	22	452	20.5	46	0
Martin	19	386	20.3	44	0
Brooks	7	144	20.6	37	0
Farley	6	93	15.5	32	0
Verser	3	46	15.3	23	0
Simmons	1	15	15.0	15	0
Harris	1	12	12.0	12	0
Kinnebrew	1	7	7.0	7	0
G. Williams	1	0	0.0	0	0
Bengals	61	1155	18.9	46	0
Opponents	69	1446	21.0	73	1

USUAL STARTERS			
OFFENSE		DEFENSE	
WR	Cris Collinsworth	LE	Eddie Edwards
LT	Anthony Munoz	NT	Tim Krumrie
LG	Brian Blados	RE	Ross Browner
C	Dave Rimington	LOLB	Jeff Schuh
RG	Max Montoya	LILB	Ron Simpkins
RT	Mike Wilson	RILB	Glenn Cameron
TE	M.L. Harris	ROLB	Reggie Williams
WR	Isaac Curtis	LCB	Louis Breedren
QB	Ken Anderson	RCB	Ray Horton
HB	James Brooks	SS	Jimmy Turner
FB	Charles Alexander		Bobby Kemp
		FS	Robert Jackson

FIELD GOALS	1-19	20-29	30-39	40-49	50+
Breech	0-0	9-10	10-12	3-4	0-5
Bengals	0-0	9-10	10-12	3-4	0-5

FIELD GOAL ATTEMPTS BY GAME:
Breech: (46G, 50N, 22N) (55N, 29G, 48G) (21G) (-) (32G) (22G, 33G, 51N) (37N, 35N) (24G, 30G, 33G, 25G) (33G) (39G) (42G, 21G, 28G) (30G, 33G) (51 N) (22G, 43N, 35G) (50N, 33G) (36G).

DEFENSE/SPECIAL TEAMS/MISC. DEF.*							
Player	ST	AT	TT	Sks-Yds	PD	FF	FR-Yds
R. Williams	65	27	92	9-55	6	0	0-0
Krumrie	57	27	84	5-46	0	0	1-0
Simpkins	52	28	80	0-0	2	0	1-0
Jackson	54	22	76	0-0	10	1	2-0
Browner	48	26	74	8-54	3	3	1-0
Horton	49	17	66	1-8	16	1	1-0
Edwards	48	16	64	9-68	1	2	3-2
Cameron	38	22	60	1-7	2	0	0-0
Breedren	43	15	58	0-0	14	0	0-0
Schuh	36	16	52	2-17	1	0	0-0
Turner	38	12	50	0-0	6	0	0-0
Kemp	35	10	45	0-0	6	0	1-0
Frazier	26	16	42	2-21	2	2	0-0
Simmons	24	8	32	0-0	5	1	0-0
Razzano	12	15	27	0-0	1	0	1-0
R. Griffin	20	5	25	0-0	5	0	1-0
Boyarsky	8	10	18	0-0	0	0	0-0
J. Griffin	13	3	16	0-0	4	0	0-0
Kern	8	7	15	0-0	0	1	0-0
Maidlow	10	3	13	0-0	0	0	0-0
Barker	8	4	12	0-0	0	0	0-0
Collins	7	5	12	3-22	1	1	1-0
Kozerski	7	1	8	0-0	0	0	0-0
Holman	5	1	6	0-0	0	0	1-0
Koch	5	1	6	0-0	0	0	0-0
Kinnebrew	3	2	5	0-0	0	0	0-0
Alexander	3	0	3	0-0	0	0	0-0
Martin	3	0	3	0-0	0	0	0-0
Battle	2	1	3	0-0	0	0	0-0
Pillman	2	1	3	0-0	0	0	0-0
Harris	2	0	2	0-0	0	0	0-0
Verser	2	0	2	0-0	0	0	0-0
Breech	1	1	2	0-0	0	0	0-0
Anderson	1	0	1	0-0	0	0	0-0
Blados	1	0	1	0-0	0	0	0-0
Curtis	1	0	1	0-0	0	0	0-0
Farley	1	0	1	0-0	0	0	0-0
Montoya	1	0	1	0-0	0	0	0-0
Munoz	1	0	1	0-0	0	0	0-0
Rimington	1	0	1	0-0	0	1	0-0
M. Wilson	1	0	1	0-0	0	0	0-0
S. Wilson	1	0	1	0-0	0	0	0-0

Blocked kicks: Holman (1 blocked punt).
*Press box statistics

1985 FINAL STATISTICS (7-9-0)

Date	W/L	Score	Opponent	Att
Sept. 8	L	24-28	Seattle	51,625
Sept. 15	L	27-41	at St. Louis	46,321
Sept. 22	L	41-44	San Diego	52,270
Sept. 30	W	37-24	at Pittsburgh	59,541
Oct. 6	L	20-29	N.Y. Jets	51,785
Oct. 13	W	35-30	N.Y. Giants	53,112
Oct. 20	L	27-44	at Houston	35,590
Oct. 27	W	26-21	Pittsburgh	55,421
Nov. 3	W	23-17	at Buffalo	25,640
Nov. 10	W	27-10	Cleveland	57,293
Nov. 17	L	6-13	at L.A. Raiders	52,501
Nov. 24	L	6-24	at Cleveland	74,439
Dec. 1	W	45-27	Houston	46,140
Dec. 8	W	50-24	Dallas	56,936
Dec. 15	L	24-27	at Washington	50,544
Dec. 22	L	23-34	at New England	57,953

TEAM STATISTICS		Bengals	Opponents
TOTAL FIRST DOWNS		344	337
Rushing		125	118
Passing		191	194
Penalty		28	25
3rd Down: Made-Att.		82-208	85-197
3rd Down Efficiency		39.4	43.1
4th Down: Made-Att.		9-19	8-12
4th Down Efficiency		47.4	66.7
POSSESSION AVG.		31:18	28:42
TOTAL NET YARDS		5900	5663
Avg. Per Game		368.8	353.9
Total Plays		1062	1019
Avg. Per Play		5.6	5.6
NET YARDS RUSHING		2183	1999
Avg. Per Game		136.4	124.9
Total Rushes		503	461
NET YARDS PASSING		3717	3664
Avg. Per Game		232.3	229.0
Sacked-Yards Lost		41-365	40-334
Gross Yards		4082	3998
Att.-Completions		518-302	518-297
Completion Pct.		58.3	57.3
Had Intercepted		13	19
PUNTS-AVG.		63-40.7	60-41.3
Net Punting Avg.		29.7	34.5
PENALTIES-YARDS		110-795	84-731
FUMBLES-BALL LOST		35-16	34-19
TOUCHDOWNS		53	51
Rushing		20	23
Passing		31	26
Returns		2	2

Score by Periods	1	2	3	4	OT	Tot
Bengals	115	106	119	101	-	441
Opponents	61	131	107	138	-	437

SCORING	TD-Ru	Rc	Rt	PAT	FG	S	TP
Breech	0	0	0	48-50	24-33	0	120
Brooks	12	7	5	0	-	0	72
Kinnebrew	10	9	1	0	-	0	60
Brown	8	0	8	0	-	0	48
Holman	7	0	7	0	-	0	42
Collinsworth	5	0	5	0	-	0	30
Jennings	4	1	3	0	-	0	24
Alexander	2	2	0	0	-	0	12
Kreider	1	0	1	0	1	+	7
Esiason	1	1	0	0	-	0	6
Griffin	1	0	0	1	-	0	6
Harris	1	0	1	0	-	0	6
Jackson	1	0	1	0	-	0	6
Browner	0	0	0	0	-	1	2
Bengals	53	20	31	2	49-53	24-33	141
Opponents	51	23	26	2	51-51	26-34	147

† PAT scored on a run.

PASSING	Att	Cmp	Yds	Cmp %	Yds/Att	TD	%	Int	%	Lg	Sack-Lost	Rat
Esiason	431	251	3443	58.2	7.99	27	6.3	12	2.8	68t	32-289	93.2
Schonert	51	33	460	64.7	9.02	1	2.0	0	0.0	71t	6-54	100.1
Anderson	32	16	170	50.0	5.31	2	6.3	0	0.0	44t	2-16	86.7
Brooks	1	1	8	100.0	8.00	1	100.0	0	0.0	8t	0-0	139.6
Kreider	1	1	1	100.0	1.00	0	0.0	0	0.0	1	0-0	79.2
Collinsworth	1	0	0	0.0	0.00	0	0.0	1	100.0	0	0-0	0.0
McInally	1	0	0	0.0	0.00	0	0.0	0	0.0	0	0-0	39.6
Brown	0	0	0	0.0	0.00	0	0.0	0	0.0	0	1-6	0.0
Bengals	518	302	4082	58.3	7.88	31	6.0	13	2.5	71	41-365	93.0
Opponents	518	297	3998	57.3	7.72	26	5.0	19	3.7	72t	40-334	83.5

USUAL STARTERS

OFFENSE	DEFENSE
WR Cris Collinsworth	LE Eddie Edwards
LT Anthony Munoz	NT Tim Krumrie
LG Brian Blados	RE Ross Browner
C Dave Rimington	LOLB Jeff Schult
RG Max Montoya	LILB Ron Simpkins
RT Mike Wilson	Carl Zander
TE Rodney Holman	RILB Glenn Cameron
WR Eddie Brown	ROLB Reggie Williams
QB Boomer Esiason	LCB Louis Breeden
HB James Brooks	RCB Ray Horton
FB Larry Kinnebrew	SS Bobby Kemp
	FS James Griffin

FIELD GOALS	1-19	20-29	30-39	40-49	50+
Breech	0-0	7-8	12-13	4-6	1-6
Bengals	0-0	7-8	12-13	4-6	1-6

FIELD GOAL ATTEMPTS BY GAME:

Breech: (22G) (46G, 33G) (-) (50N, 32G) (29G, 53G, 53N) (-) (47G, 22G) (32G, 39G, 40G, 37G) (31G) (28G, 33G, 51N, 50N) (37N, 39G, 37G) (30G, 29G) (48N, 28N, 29G) (49N) (51N, 38G) (22G, 42G, 30G).

DEFENSE/SPECIAL TEAMS/MISC. DEF. *

Player	ST	AT	TT	Sks-Yds	PD	FF	Fr-Yds
Krumrie	68	28	96	3.5-25	1	1	2-0
Jackson	70	16	86	0-0	12	2	1-0
Breeden	60	21	81	1-10	17	0	0-0
Simpkins	56	22	78	3.5-31	2	2	1-0
Kemp	57	17	74	1-5	3	1	4-4
Williams	44	22	66	3.5-31	4	3	4-4
Horton	53	10	63	0-0	8	0	1-0
Browner	48	15	63	9-69	1	0	2-0
Zander	48	12	60	2-11	1	1	1-34
Griffin	40	15	55	1-11	11	2	1-29
Edwards	36	10	46	8.5-71	0	3	2-0
Schult	36	10	46	4-35	1	1	1-0
Cameron	30	8	38	0-0	0	0	0-0
Turner	24	9	33	0-0	2	0	0-0
Barker	24	8	32	0-0	1	3	0-0
King	15	2	17	2-21	0	0	1-0
Boyers	8	6	14	1-14	0	0	0-0
Johnson	10	3	13	0-0	0	0	0-0
Simmons	8	2	10	0-0	0	0	0-0
Davis	4	4	8	0-0	1	0	0-0
Washington	5	2	7	0-0	2	0	1-0
Collins	5	1	6	0-0	1	0	0-0
Jennings	5	1	6	0-0	0	0	1-0
Kern	4	2	6	0-0	0	0	0-0
Dinkel	3	0	3	0-0	0	0	0-0
Kreider	3	0	3	0-0	0	0	0-0
Montoya	3	0	3	0-0	0	0	0-0
Holman	2	1	3	0-0	0	0	0-0
Thomas	2	1	3	0-0	0	0	0-0
Brooks	2	0	2	0-0	0	0	0-0
Esiason	2	0	2	0-0	0	0	0-0
Harris	2	0	2	0-0	0	0	0-0
Kinnebrew	2	0	2	0-0	0	0	0-0
Wilson	2	0	2	0-0	0	0	0-0
Alexander	1	0	1	0-0	0	0	0-0
Brown	1	0	1	0-0	0	0	0-0
McInally	1	0	1	0-0	0	0	0-0
Munoz	1	0	1	0-0	0	0	0-0
Reimers	1	0	1	0-0	0	0	0-0

Blocked kicks: None.

* Press box statistics.

1986 FINAL STATISTICS (10-6-0)

Date	W/L	Score	Opponent	Att	RUSHING	No	Yds	Avg	Lg	TD
Sept. 7	L	14-24	at Kansas City	43,430	Brooks	205	1087	5.3	56	5
Sept. 14	W	36-33*	Buffalo	52,714	Kinnbrew	131	519	4.0	39	8
Sept. 18	W	30-13	at Cleveland	78,779	Wilson	68	379	5.6	58	8
Sept. 28	L	7-44	Chicago	55,146	Johnson	39	226	5.8	34	0
Oct. 5	W	34-28	at Green Bay	51,230	Esiason	44	146	3.3	23	1
Oct. 13	W	24-22	Pittsburgh	54,283	Hayes	3	92	30.7	61	1
Oct. 19	W	31-28	Houston	53,844	Jennings	16	54	3.4	10	1
Oct. 26	L	9-30	at Pittsburgh	50,815	Brown	8	32	4.0	17	0
Nov. 2	W	24-17	at Detroit	52,423	McGee	4	10	2.5	8	0
Nov. 9	L	28-32	at Houston	32,130	Gaynor	1	4	4.0	4	0
Nov. 16	W	34-7	Seattle	54,410	Collinsworth	2	-16	-8.0	-6	0
Nov. 23	W	24-20	Minnesota	53,003	Bengals	521	2533	4.9	61	24
Nov. 30	L	28-34	at Denver	58,705	Opponents	514	2122	4.1	75	23
Dec. 7	W	31-7	at New England	60,633	RECEIVING	No	Yds	Avg	Lg	TD
Dec. 14	L	3-34	Cleveland	58,062	Collinsworth	62	1024	16.5	46	10
Dec. 21	W	52-21	N. Y. Jets	51,619	Brown	58	964	16.6	57	4

TEAM STATISTICS	Bengals	Opponents
TOTAL FIRST DOWNS	348	336
Rushing	134	134
Passing	183	171
Penalty	31	31
3rd Down: Made-Att	79-199	84-218
4th Down: Made-Att	9-16	12-16
POSSESSION AVG.	28.48	31.12
TOTAL NET YARDS	6490	5274
Avg. Per Game	405.6	329.6
Total Plays	1046	1051
Avg. Per Play	6.2	5.0
NET YARDS RUSHING	2533	2122
Avg. Per Game	158.3	132.6
Total Rushes	521	514
NET YARDS PASSING	3957	3152
Avg. Per Game	247.3	197.0
Sacked-Yards Lost	28-203	42-368
Gross Yards	4160	3520
Att.-Completions	497-287	495-278
Completion Pct.	57.7	56.2
Had Intercepted	20	17
PUNTS-AVG.	59-33.8	77-39.8
Net Punting Avg.	29.7	34.5
PENALTIES-YARDS	111-847	93-840
FUMBLES-BALL LOST	31-16	30-11
TOUCHDOWNS	51	47
Rushing	24	23
Passing	25	17
Returns	2	2

Score by Periods	1	2	3	4	OT	Tot
Bengals	69	126	72	139	3	409
Opponents	113	92	122	67	0	394

SCORING	TD	Ru	Rc	Rl	PAT	FG	S	TP
Breech	0	0	0	0	50-51	17-32	0	101
Collinsworth	10	0	10	0	-	-	0	60
Brooks	9	5	4	0	-	-	0	54
Kinnbrew	9	8	1	0	-	-	0	54
Wilson	8	8	0	0	-	-	0	48
Brown	4	0	4	0	-	-	0	24
Holman	2	0	2	0	-	-	0	12
Munoz	2	0	2	0	-	-	0	12
Breen	1	0	0	1	-	-	0	6
Edwards	1	0	0	1	-	-	0	6
Esiason	1	1	0	0	-	-	0	6
Hayes	1	1	0	0	-	-	0	6
Jennings	1	1	0	0	-	-	0	6
Kattus	1	0	1	0	-	-	0	6
McGee	1	0	1	0	-	-	0	6
White	0	0	0	0	-	-	1	2
Bengals	51	24	25	2	50-51	17-32	1	409
Opponents	47	23	17	7	44-47	22-30	1	394

PASSING	Att	Cmp	Yds	Cmp %	Yds/Att	TD	TD %	Int	Int %	Sack-Lost	Rat
Esiason	469	273	3959	58.2	8.44	24	5.1	17	3.6	57	87.7
Anderson	23	11	171	47.8	7.43	1	4.3	2	8.7	43	51.2
Gaynor	3	3	30	100.0	10.00	0	0.0	0	0.0	16	108.3
Brooks	1	0	0	0.0	0.00	0	0.0	0	0.0	0	39.6
Kreider	1	0	0	0.0	0.00	0	0.0	1	100.0	0	0.0
Bengals	497	287	4160	57.7	8.37	25	5.0	20	4.0	57	85.1
Opponents	495	278	3520	56.2	7.11	17	3.4	17	3.4	84	75.7

USUAL STARTERS

OFFENSE	DEFENSE
WR Cris Collinsworth	LE Eddie Edwards
LT Anthony Munoz	NT Tim Krumrie
LG Bruce Kozerski	RE Ross Browner
C Dave Rimington	LOLB Emmanuel King
RG Max Montoya	LILB Carl Zander
RT Brian Blados	RILB Leo Barker
Joe Walter	Joe Kelly
TE Rodney Holman	ROLB Reggie Williams
WR Eddie Brown	LCB Louis Breen
QB Boomer Esiason	RCB Lewis Billups
HB James Brooks	SS David Fulcher
FB Larry Kinnbrew	FE Bobby Kemp

FIELD GOALS	1-19	20-29	30-39	40-49	50+
Breech	1-2	4-5	5-7	5-14	2-4
Bengals	1-2	4-5	5-7	5-14	2-4
Opponents	4-4	4-5	6-6	8-13	0-2

FIELD GOAL ATTEMPTS BY GAME:
Breech: (-) (51G, 20G) (49G, 33G, 25G) (-) (48N) (40N, 40G) (49N, 51G, 41N) (27N, 19G, 30N, 40G, 31G) (50N, 38G, 44N) (49N, 47N) (37G, 51N, 34G) (19N, 49N, 40G) (38N) (24G, 44N) (23G) (43G).
Opponents: (45N, 18G) (20G, 44G) (19G, 34G) (41G) (-) (27N, 24G, 44G) (-) (31G, 43G, 41G) (50N, 18G) (42G, 25G, 30G, 46G) (49N, 42N, 55N) (24G, 35G) (49G, 33G) (44N) (46N, 39G, 19G) (-).

DEFENSE/SPECIAL TEAMS/MISC. DEF.*

Player	ST	AT	TT	Sks-Yds	PD	FF	FR-Yds
Krumrie	73	40	113	1-4	0	0	2-18
Fulcher	75	30	105	2-18	7	0	1-0
Zander	61	36	97	3-5-34	4	0	1-0
Williams	73	23	96	4-5-34	3	2	1-0
King	52	18	70	9-88	1	2	1-1
Breen	49	7	56	0-0	14	1	0-0
Horton	44	11	55	0-0	9	0	0-0
Kemp	37	14	51	0-0	3	0	0-0
Browner	37	12	49	6-5-57	0	2	1-0
Edwards	35	10	45	6-5-49	3	0	2-0
Barker	28	15	43	0-0	2	2	0-0
Kelly	25	10	35	1-7	1	0	1-0
Billups	28	5	33	1-9	11	1	1-2
Simpkins	21	6	27	0-0	0	0	0-0
Bussey	19	5	24	1-12	1	0	0-0
Jackson	19	5	24	0-0	3	0	0-0
Simpkins	21	6	27	0-0	0	0	0-0
Skow	16	3	19	3-24	1	0	0-0
Simmons	16	1	17	1-15	4	0	0-0
Kattus	13	1	14	0-0	0	0	0-0
White	12	2	14	0-0	0	0	0-0
Brady	9	3	12	0-0	0	1	0-0
Hammerstein	3	7	10	1-6	0	0	0-0
Turner	8	1	9	0-0	2	0	0-0
DeAyala	7	2	9	1-11	0	0	0-0
Johnson	6	2	8	0-0	0	0	0-0
Jennings	5	1	6	0-0	0	0	0-0
Holman	3	0	3	0-0	0	0	0-0
Brown	2	0	2	0-0	0	0	0-0
Collinsworth	2	0	2	0-0	0	0	0-0
Kozerski	2	0	2	0-0	0	0	0-0
Wilson	2	0	2	0-0	0	0	0-0
Breech	1	1	2	0-0	0	0	0-0
Kreider	1	1	2	0-0	0	0	0-0
Brooks	1	0	1	0-0	0	0	0-0
Hayes	1	0	1	0-0	0	0	0-0
Kinnbrew	1	0	1	0-0	0	0	0-0
Montoya	1	0	1	0-0	0	0	0-0
Walter	1	0	1	0-0	0	0	0-0
Douglas	0	1	1	0-0	0	0	0-0

Blocked kicks: Reimers (1 blocked PAT).

*Press box statistics

1987 FINAL STATISTICS (4-11-0)

Date	W/L	Score	Opponent	Alt
Sept. 13	W	23-21	at Indianapolis	59,387
Sept. 20	L	26-27	San Francisco	53,498
Sept. 27	L	A. Rams/canceled—players strike		
Oct. 4**		9-10	San Diego	18,074
Oct. 11**	W	17-10	at Seattle	21,733
Oct. 18**	L	0-34	Cleveland	40,179
Oct. 25	L	20-23	at Pittsburgh	53,692
Nov. 1	L	29-31	Houston	52,700
Nov. 8	L	14-20	Miami	53,840
Nov. 15	W	16-10	at Atlanta	25,758
Nov. 22	L	16-30	Pittsburgh	59,910
Nov. 29	L	20-27	at N.Y. Jets	41,135
Dec. 6	W	30-27*	Kansas City	46,489
Dec. 13	L	24-38	at Cleveland	77,331
Dec. 20	L	24-41	New Orleans	43,424
Dec. 27	L	17-21	at Houston	49,775

*Overtime; **Replacement Game

TEAM STATISTICS	Bengals	Opponents
TOTAL FIRST DOWNS	319	286
Rushing	130	99
Passing	159	169
Penalty	30	18
3rd Down: Made-Att.	81-216	79-194
4th Down: Made-Att.	8-18	4-8
POSSESSION AVG.	30.24	29.36
TOTAL NET YARDS	5377	4697
Avg. Per Game	358.5	313.1
Total Plays	1045	937
Avg. Per Play	5.1	5.0
NET YARDS RUSHING	2164	1641
Avg. Per Game	144.3	109.4
Total Rushes	538	441
NET YARDS PASSING	3213	3056
Avg. Per Game	214.2	203.7
Sacked-Yards Lost	32-255	40-303
Gross Yards	3468	3359
Att.-Completions	475-255	456-267
Completion Pct.	53.7	58.6
Had Intercepted	20	14
PUNTS-AVG.	73-41.0	75-40.2
Net Punting Avg.	34.5	33.4
PENALTIES-YARDS	99-791	79-669
FUMBLES-BALL LOST	29-12	26-12
TOUCHDOWNS		
Rushing	13	15
Passing	17	24
Returns	0	4

Score by Periods	1	2	3	4	OT	Tot
Bengals	87	72	40	83	3	285
Opponents	44	106	96	124	0	370

SCORING	TD	Ru	Rc	Pat	Fg	S	TP
Breech	0	0	0	0	25-27	24-30	0
Kinnbrew	8	8	0	0	—	—	0
Brooks	3	1	2	0	—	—	0
E. Brown	3	0	3	0	—	—	0
Jennings	3	1	2	0	—	—	0
Martin	3	0	3	0	—	—	0
Holman	2	0	2	0	—	—	0
Kattus	2	0	2	0	—	—	0
B. Johnson	1	1	0	0	—	—	0
Logan	1	1	0	0	—	—	0
Manca	0	0	0	0	3-3	1-2	0
McCluskey	1	1	0	0	—	—	0
McGee	1	0	1	0	—	—	0
Munoz	1	0	1	0	—	—	0
Russell	1	0	1	0	—	—	0
Schutt	0	0	0	0	—	—	1
Bengals	30	13	17	0	28-30	25-32	1
Opponents	43	15	24	4	43-43	23-26	0

RUSHING	No	Yds	Avg	Lg	TD
Kinnbrew	145	570	3.9	52	8
Jennings	70	314	4.5	18	1
Brooks	94	290	3.1	18	1
Esiason	52	241	4.6	19	0
B. Johnson	39	205	5.3	20	1
Logan	39	205	5.3	20	1
McCluskey	29	94	3.2	12	1
Wright	24	74	3.1	10	0

(continued)

PASSING	Att	Cmp	Yds	Cmp %	Yds/Att	TD	Int
Esiason	440	240	332	54.5	7.55	16	3.6
D. Walter	21	10	113	47.6	5.38	0	0.0
Breen	8	3	9	37.5	1.13	1	12.5
Bennett	6	2	25	33.3	4.17	0	0.0
Hillary	0	0	0	—	—	0	0.0
Bengals	475	255	3468	53.7	7.30	17	3.6
Opponents	456	267	3359	58.6	7.37	24	5.3

RUSHING-cont'd	No	Yds	Avg	Lg	TD
D. Walter	16	70	4.4	16	0
Rice	18	59	3.3	8	0
Meehan	4	19	4.8	17	0
Breen	6	18	3.0	9	0
Bennett	2	17	8.5	9	0
E. Brown	1	0	0.0	0	0
McGee	1	-10	-10.0	-10	0
Bengals	538	2164	4.0	52	15
Opponents	441	1641	3.7	42	15

RECEIVING	No	Yds	Avg	Lg	TD
E. Brown	44	608	13.8	47	3
Jennings	35	277	7.9	24	2
Collinsworth	31	494	15.9	53	0
Holman	28	438	15.6	61	2
McGee	23	408	17.7	49	1
Brooks	22	272	12.4	46	2
Martin	20	394	19.7	54	3
Kattus	18	217	12.1	27	2
Kinnbrew	9	114	12.7	25	0
Hillary	5	65	13.0	23	0
Wright	4	28	7.0	11	0
Meehan	3	25	8.3	12	0
B. Johnson	3	19	6.3	9	0
Logan	3	14	4.7	18	0
Pleasant	2	45	22.5	35	0
Russell	2	27	13.5	23	1
Munoz	2	15	7.5	12	1
McCluskey	1	8	8.0	8	0
Bengals	255	3468	13.6	61	17
Opponents	267	3359	12.6	53	24

INTERCEPTIONS	No	Yds	Avg	Lg	TD
Jackson	3	49	16.3	29	0
Fulcher	3	30	10.0	28	0
Breedon	2	49	24.5	44	0
D. Smith	2	0	0.0	0	0
Wilcoits	1	37	37.0	37	0
Wiehoff	1	19	19.0	19	0
Thomas	1	3	3.0	3	0
Bussey	1	0	0.0	0	0
Bengals	14	187	13.4	44	2
Opponents	20	336	16.8	76	2

PUNTING	No	Yds	Avg	TB	In20	Lg	TD
Fulghave	52	2168	41.7	5	10	58	0
Horne	19	759	39.9	4	2	57	0
Esiason	2	68	34.0	0	1	41	0
Bengals	73	2995	41.0	9	13	58	0
Opponents	75	3017	40.2	11	15	66	0

PUNT RETURNS	Ret	FC	Yds	Avg	Lg	TD
Martin	28	5	277	9.9	21	0
K. Brown	5	3	16	3.2	10	0
Horton	1	0	0	0.0	0	0
Jackson	0	1	0	—	—	0
Bengals	34	9	293	8.6	21	0
Opponents	42	8	299	7.1	26	0

KICKOFF RETURNS	No	Yds	Avg	Lg	TD
Bussey	21	406	19.3	34	0
McGee	15	242	16.1	24	0
Wright	13	266	20.5	30	0
Martin	3	51	17.0	20	0
K. Brown	3	45	15.0	20	0
Brooks	2	42	21.0	23	0
Jennings	2	32	16.0	18	0
Logan	3	31	10.3	16	0
Kattus	2	22	11.0	13	0
Hillary	1	15	15.0	15	0
Meehan	1	9	9.0	9	0
Fulcher	1	0	0.0	0	0
Bengals	67	1161	17.3	34	0
Opponents	62	1145	18.5	62	0

FIELD GOALS	1-19	20-29	30-39	40-49	50+
Breech	0-0	6-7	12-12	6-11	0-0
Manca	0-0	1-1	0-0	0-1	0-0
Bengals	0-0	7-8	12-12	6-12	0-0
Opponents	0-0	9-9	7-8	6-8	1-1

USUAL STARTERS

OFFENSE	DEFENSE
WR	Cris Collinsworth, LE Eddie Edwards
	Tim McGee, NT Tim Krumrie
LT	Anthony Munoz, RE Jim Skow
LG	Bruce Reimers, LOLB Emmanuel King
C	Dave Rimington, LILB Carl Zander
RG	Max Montoya, RILB Joe Kelly
RT	Joe Walter, ROLB Reggie Williams
TE	Rodney Holman, LCB Ray Horton
WR	Eddie Brown, RCB Lewis Billups
QB	Boomer Esiason, SS David Fulcher
HB	James Brooks, FS Robert Jackson
	Stanford Jennings
FB	Larry Kinnbrew

FIELD GOAL ATTEMPTS BY GAME:

Breech: (42N, 20G) (23G, 42G, 41G, 46G) (-) (-) (-) (-) (32G, 33G, 26G, 43N, 39G, 32G) (-) (31G, 45G, 22G, 30G) (35G, 38G, 41G) (31G, 35G, 46G) (37G, 27G, 28G, 32G) (20G) (43G, 46N) (43G).
Manca: (-) (-) (45B) (28G).
Opponents: (-) (24G, 31G) (30N, 24G) (24G) (45G, 33G) (45G, 21G, 20G) (47G) (46G, 45N, 34G) (44G) (43G, 52G, 36G) (24G, 23G) (39G, 33G) (27G) (21G, 30G) (42N).

DEFENSE/SPECIAL TEAMS/MISC. DEF.*

Player	ST	AT	TT	Sks-Yds	PD	FF	FR-Yds
Krumrie	62	26	88	3.5-28.5	1	0	0-0
Williams	56	19	75	6-45	0	1	2-0
Fulcher	51	21	72	3-22	10	1	1-0
Jackson	57	13	70	0-0	4	0	1-0
Zander	44	17	61	1-14	1	0	0-0
Horton	40	13	53	0-0	4	0	0-0
Billups	38	7	45	0-0	11	1	1-0
Kelly	36	9	45	1-2	1	1	0-0
Edwards	32	7	39	4-32	0	1	1-0
Bussey	26	13	39	2-15	5	0	0-0
King	23	13	36	4-30	2	0	0-0
Ingles	23	11	34	0-0	1	1	0-0
DeAyala	17	11	28	0-0	0	0	1-0
Skow	23	4	27	4.5-38.5	0	0	0-0
Barber	19	6	25	0-0	2	0	0-0
M. Johnson	15	5	20	0-0	1	1	0-0
Thomas	15	3	18	1-5	16	0	0-0
Barker	14	4	18	0-0	0	0	0-0
D. Smith	14	3	17	0-0	2	0	0-0
Brady	12	1	13	0-0	0	0	1-0
Breedon	10	3	13	0-0	7	0	0-0
Fisher	9	3	12	0-0	0	0	1-0
White	11	0	11	0-0	0	0	0-0
Hammersstein	9	2	11	1-8	0	0	0-0
Ward	9	2	11	1-8	0	0	0-0
Wilcoits	9	1	10	0-0	2	0	0-0
Catchings	7	2	9	2.5-14.5	0	0	1-0
Fears	4	4	8	0-0	0	0	0-0
McClendon	7	0	7	0-0	0	0	0-0
Berthussen	6	1	7	2.5-12.5	0	0	1-1
Jennings	6	1	7	0-0	0	0	1-0
Kattus	6	1	7	0-0	0	1	0-0
Hillary	5	0	5	0-0	0	0	0-0
Hunt	5	0	5	0-0	1	0	0-0
J. Smith	3	2	5	0-0	0	0	0-0
Manning	4	0	4	0-0	1	0	0-0
Buck	3	1	4	2-15	0	0	0-0
Logan	3	0	3	0-0	0	0	0-0
McGee	3	0	3	0-0	0	0	0-0
J. Walter	3	0	3	0-0	0	0	0-0
Schutt	3	0	3	1-18	0	0	0-0
Reinke	2	1	3	0-0	1	0	0-0
Kinnbrew	2	0	2	0-0	0	0	0-0
Kozerski	2	0	2	0-0	0	0	0-0
Martin	2	0	2	0-0	0	0	0-0
McCluskey	2	0	2	0-0	0	0	0-0
Meehan	2	0	2	0-0	0	0	0-0
Reimers	2	0	2	0-0	0	0	0-0
Sellers	2	0	2	0-0	0	0	0-0
Rice	1	1	2	0-0	0	0	0-0
Brooks	1	0	1	0-0	0	1	0-0
E. Brown	1	0	1	0-0	0	0	0-0
Eaddy	1	0	1	0-0	0	0	0-0
Holman	1	0	1	0-0	0	0	0-0
B. Johnson	1	0	1	0-0	0	0	0-0
Munoz	1	0	1	0-0	0	0	0-0
Riggs	1	0	1	0-0	0	0	0-0
Romasko	1	0	1	0-0	0	0	0-0
Wright	1	0	1	0-0	0	0	0-0
Manos	0	1	1	0-0	0	0	0-0

TEAM HISTORY

Date	W/L	Score	Opponent	Att
Sept. 4	W	21-24	Phoenix	50,404
Sept. 11	W	28-14	at Philadelphia	66,459
Sept. 18	W	17-12	at Pittsburgh	56,647
Sept. 25	W	24-17	Cleveland	54,943
Oct. 2	W	45-21	at L.A. Raiders	42,594
Oct. 9	W	36-19	N.Y. Jets	57,482
Oct. 16	L	21-27	at New England	59,969
Oct. 23	W	44-21	Houston	54,659
Oct. 30	L	16-23	at Cleveland	79,147
Nov. 6	W	42-7	Pittsburgh	56,403
Nov. 13	L	28-31	at Kansas City	34,614
Nov. 20	W	38-24	at Dallas	37,865
Nov. 27	W	35-21	Buffalo	58,672
Dec. 4	W	27-10	San Diego	56,866
Dec. 11	L	6-41	at Houston	50,269
Dec. 17	W	20-17*	Washington	52,157

*Overtime

TEAM STATISTICS	Bengals	Opponents
TOTAL FIRST DOWNS	351	322
Rushing	159	126
Passing	165	177
Penalty	27	19
3rd Down: Made-Att.	80-181	96-221
4th Down: Made-Att.	8-11	12-27
POSSESSION AVG.	29:32	30:28
TOTAL NET YARDS	6057	5182
Avg. Per Game	378.6	323.9
Total Plays	985	1059
Avg. Per Play	6.1	4.9
NET YARDS RUSHING	2710	2048
Avg. Per Game	169.4	128.0
Total Rushes	563	493
NET YARDS PASSING	3347	3134
Avg. Per Game	209.2	195.9
Sacked-Yards Lost	30-245	42-374
Gross Yards	3592	3508
Att.-Completions	392-225	524-283
Completion Pct.	57.4	54.0
Had Intercepted	14	22
PUNTS-AVG.	64-36.7	65-39.9
Net Punting Avg.	30.2	35.6
PENALTIES-YARDS	62-647	95-873
FUMBLES-BALL LOST	28-13	28-14
TOUCHDOWNS	59	39
Rushing	27	18
Passing	28	19
Returns	4	2

Score by Periods	1	2	3	4	OT	Total
Bengals	99	147	107	92	3	448
Opponents	67	79	95	88	0	329

SCORING	TD	Ru	Rc	Ri	PAT	FG	S	TP
Woods	15	15	0	0			0	90
Breech	0	0	0	0	56-59	11-16	0	85
Brooks	14	8	6	0			0	84
Brown	9	0	9	0			0	84
McGee	6	0	6	0			0	36
Holman	3	0	3	0			0	12
Wilson	3	2	1	0			0	18
Jennings	2	1	0	1			0	12
Barker	1	0	0	1			0	6
Billups	1	0	0	1			0	6
Collinsworth	1	0	1	0			0	6
Eslason	1	1	0	0			0	6
Fulcher	1	0	0	1			0	6
Hillary	1	0	1	0			0	6
Martin	1	0	1	0			0	6
Johnson	0	0	0	0	0-0	1-2	0	2
TEAM	0	0	0	0			0	0
Bengals	59	27	18	4	56-59	12-18	1	441
Opponents	38	18	21	2	38-39	17-24	3	329

	Att	Cmp	Yds	Cmp	Y
PASSING				%	
Esiason	388	223	3572	57.5	9
Schroert	4	2	20	50.0	5
Bengals	392	225	3592	57.4	9
Opponents	524	283	3508	54.0	6

RUSHING	No	Yds	Avg	Lg	TD
Woods	203	1066	5.3	56	15
Brooks	182	931	5.1	51	8
Wilson	112	398	3.6	19	2
Esiason	43	248	5.8	24	1
Jennings	17	47	2.8	9	1
Logan	2	10	5.0	9	0
Schonert	2	10	5.0	7	0
Norseth	1	5	5.0	5	0
Brown	1	-5	-5.0	-5	0
Bengals	563	2710	4.8	56	27
Opponents	493	2048	4.2	48	18

RECEIVING	No	Yds	Avg	Lg	TD
Brown	53	1273	24.0	86†	9
Holman	39	527	13.5	33	0
McGee	36	686	19.1	78†	6
Brooks	29	287	9.9	28†	6
Woods	21	199	9.5	25	0
Collinsworth	13	227	17.5	36	1
Wilson	9	110	12.2	28	1
Riggs	9	82	9.1	16	0
Hillary	5	76	15.2	31	1
Jennings	5	75	15.0	31	0
Martin	2	22	11.0	15†	1
Logan	2	20	10.0	17	0
Kaltus	2	8	4.0	11	0
Bengals	225	3592	16.0	86†	28
Opponents	283	3508	12.4	65†	19

INTERCEPTIONS	No	Yds	Avg	Lg	TD
Thomas	7	61	8.7	37	0
Fulcher	5	39	7.6	16½	1
Billups	4	47	11.8	29	0
Horton	3	13	4.3	11	0
Dixon	1	13	13.0	13	0
Wilcots	1	6	6.0	6	0
Zander	1	3	3.0	3	0

Bengals	22	181	8.2	37	1
Opponents	14	185	13.2	46	0

PUNTING	No	Yds	Avg	TD	In20	Lg	B
Fulhage	44	1672	38.0	5	13	53	2
Johnson	14	594	42.4	1	4	52	0
Breech	3	64	21.3	1	1	30	0
Esiason	1	21	21.0	0	0	21	0
Bengals	64	2351	36.7	7	18	53	2
Opponents	65	2596	39.9	2	12	53	0

PUNT RETURNS	Ret	FC	Yds	Avg	Lg	TD
Hillary	17	5	166	9.8	20	0
Brown	10	7	48	4.8	13	0
Martin	5	5	30	6.0	10	0
Bengals	32	17	244	7.6	20	0
Opponents	32	7	280	8.8	26	0

KICKOFF RETURNS	No	Yds	Avg	Lg	TD
Jennings	32	684	21.4	98†	1
Hillary	12	195	16.3	24	0
Bussey	7	83	11.9	22	0
Logan	4	80	20.0	24	0
Dixon	1	18	18.0	18	0
Brooks	1	-6	-6.0	-6	0
Riggs		1 fair catch			
Bengals	57	1054	18.5	98†	1
Opponents	61	1335	21.9	84	0

FIELD GOALS	1-19	20-29	30-39	40-49	50+
Breech	1-1	5-5	3-4	2-5	0-1
Johnson	0-0	0-0	0-0	0-0	1-2
Bengals	1-1	5-5	3-4	2-5	1-3
Opponents	1-1	4-5	7-7	5-10	0-1

FIELD GOAL ATTEMPTS BY GAME:
Breech: (42N) (-) (32G) (34G) (28G) (30N, 25G) (-) (-) (19G, 32G, 22G) (-) (-) (41G) (51N) (46N) (45G, 27G) (40N, 20G). **Johnson:** (-) (-) (-) (-) (-) (-) (-) (-) (-) (-) (-) (-) (50N) (-) (50G).

(continued)

USUAL STARTERS

OFFENSE		DEFENSE	
WR	Tim McGee	LE	Skip McClendon
LT	Anthony Munoz	NT	Tim Krumrie
LG	Bruce Reimers	RE	Jim Skow
C	Bruce Kozerski	LOLB	Leon White
RG	Max Montoya	LILB	Carl Zander
RT	Joe Waller	RILB	Joe Kelly
TE	Rodney Holman	ROLB	Reggie Williams
WR	Eddie Brown	LCB	Leslie Billups
QB	Boomer Esiason	RCB	Eric Thomas
HB	James Brooks	SS	David Fulcher
FB	Ickey Woods	FS	Salomon Wilcoits

FIELD GOAL ATTEMPTS BY GAME-cont'd:

Opponents: (58N) (42N, 34G) (48N, 19G) (27G) (-) (30G) (43N) (45N) (34G, 39G, 29G) (-) (37G, 35G, 23G, 47G, 39G) (44G) (-) (26G, 41N) (43G, 48G) (43G, 29N).

DEFENSE*	ST	AT	TT	Sks-Yds	PD	FF	FRT
Player							Yds
Krumrie	95	56	151	3-26	1	4	3-0
Fulcher	72	32	108	15-125	11	1	0-0
Wilcoits	52	36	84	0-0	7	0	2-0
Zander	46	34	80	0-0	1	0	1-0
Thomas	49	18	67	0-0	32	1	0-0
Williams	34	31	65	2.5-19	4	0	0-0
Kelly	40	21	61	0-0	1	0	0-0
White	36	24	60	3-24	4	3	0-0
Billups	47	10	57	0-0	16	0	2-26
Skow	31	13	44	9.5-86.5	2	2	0-0
Buck	24	10	34	6-48.5	0	0	0-0
Barker	22	12	34	3-23	1	1	1-34
McClendon	20	11	31	3-37	0	2	0-0
Grant	17	13	30	5-37	2	0	1-0
Dixon	29	0	29	0-0	9	0	0-0
Bussey	21	4	25	4-36	3	1	1-0
Horton	21	4	25	1-11	2	0	0-0
Edwards	4	5	9	0.5-3.5	0	0	0-0
Dar Smith	5	1	6	0-0	0	0	0-0
King	2	1	3	0-0	0	0	0-0
Maxey	0	2	2	0-0	0	0	0-0
Brady	0	1	1	0-0	0	0	0-0
TFAM	-	-	-	1-10	-	-	-

SPECIAL TEAMS*

Player	ST	AT	TT	FF	Yds	BP	BFG	BXR
Bussey	12	1	13	0	0-0	0	0	0
Dixon	11	1	12	0	1-(-3)	0	0	0
Brady	9	2	11	1	0-0	0	0	0
Barker	8	1	9	0	0-0	0	0	0
Logan	6	1	7	0	0-0	0	0	0
Riggs	6	0	6	0	1-0	0	0	0
White	4	0	4	1	0-0	0	0	0
King	3	0	3	0	0-0	0	0	0
Wilcoits	3	0	3	0	0-0	0	0	0
Zander	2	1	3	0	0-0	0	0	0
Hillary	2	0	2	0	0-0	0	0	0
Horton	2	0	2	0	0-0	0	0	0
Kattus	2	0	2	0	0-0	0	0	0
Thomas	2	0	2	0	0-0	0	0	0
Fulcher	1	1	2	0	0-0	0	0	0
Dar. Smith	1	1	2	0	0-0	0	0	0
Collinsworth	1	0	1	0	0-0	0	0	0
Dillahun	1	0	1	0	0-0	0	0	0
Johnson	1	0	1	0	0-0	0	0	0
Kelly	1	0	1	0	0-0	0	0	0
Parker	1	0	1	0	0-0	0	0	0
Walker	1	0	1	0	0-0	0	0	0
Wilson	1	0	1	0	0-0	0	0	0
Woods	0	1	1	0	0-0	0	0	0
Romer	0	0	0	1	0-0	0	0	0

MISCELLANEOUS DEFENSE

Player	ST	AT	TT	FF	FR-Yd
Brown	3	0	3	0	0-0
Eslason	2	0	2	0	0-0
Brooks	1	0	1	0	0-0
Holman	1	0	1	0	0-0
Horton	1	0	1	0	0-0
Munoz	1	0	1	0	0-0
Reimers	1	0	1	0	0-0
Riggs	1	0	1	0	0-0
Walter	1	0	1	0	0-0

*Press box statistics

1988 SEASON PLAYOFF STATISTICS (2-1)

Date	W/L	Score	Opponent	Alt
Dec. 31*	W	21-13	Seattle	58,560
Jan. 8*	W	21-10	Buffalo	59,747
Jan. 22#	L	16-20	vs. San Francisco	75,129

*AFC Divisional Playoff

#AFC Championship

#Super Bowl XXIII at Miami, Fla.

TEAM STATISTICS	Bengals	Opponents
TOTAL FIRST DOWNS	58	52
Rushing	39	9
Passing	16	40
Penalty	3	3
3rd Down: Made-Att.	17-41	6-35
3rd Down Pct.	41.5	17.1
4th Down: Made-Att.	1-3	2-5
4th Down Pct.	33.3	40.0
POSSESSION AVG.	35:50	24:10
TOTAL NET YARDS	823	928
Avg. Per Game	274.3	309.3
Total Plays	205	186
Avg. Per Play	4.0	5.0
NET YARDS RUSHING	535	179
Avg. Per Game	178.3	59.7
Total Rushes	125	60
Avg. Per Rush	4.3	3.0
NET YARDS PASSING	288	749
Avg. Per Game	96.0	249.7
Sacked-Yards Lost	10-58	10-68
Gross Yards	346	817
Att.-Completions	64-29	116-61
Completion Pct.	45.3	52.6
Had Intercepted	3	5
PUNTS-AVG.	17-42.2	16-42.8
Net Punting Avg.	37.1	39.8
PENALTIES-YARDS	13-139	14-127
FOUMBLES-BALL LOST	6-2	5-2
TOUCHDOWNS	7	5
Rushing	5	1
Passing	1	4
Returns	1	0

Score by Periods	1	2	3	4	OT	Tot
Bengals	14	24	10	10	-	58
Opponents	3	10	3	27	-	43

SCORING	TD-Ru	Rc-Rt	K-PAT	FG	S	TP
Woods	3	3	0	0	-	0 18
Breech	0	0	0	0	7-7	3-3 0 16
Wilson	2	2	0	0	-	0 12
Brooks	1	0	1	0	-	0 6
Jennings	1	0	0	1	-	0 6
Bengals	7	5	1	1	7-7	3-3 0 58
Opponents	5	1	4	0	4-5	3-6 0 43

PASSING	Att	Cmp	Yds	Cmp %	Yds/Att	TD	Int	Lg	Sack-Lost	Rat
Esiason	64	29	346	45.3	5.41	1	1.6	3	10-58	48.0
Bengals	64	29	346	45.3	5.41	1	1.6	3	10-58	48.0
Opponents	116	61	817	52.6	7.04	4	3.4	5	10-68	68.8

RUSHING	No	Yds	Avg	Lg	TD
Woods	72	307	4.3	30	3
Brooks	26	102	3.9	26	0
Wilson	12	74	6.2	20	2
Esiason	12	37	3.1	29	0
Jennings	3	15	5.0	8	0
Bengals	125	535	4.3	30	5
Opponents	60	179	3.0	13	1

RECEIVING	No	Yds	Avg	Lg	TD
Holman	7	82	11.7	24	0
Collinsworth	5	75	15.0	30	0
Brooks	5	62	12.4	20	1
Brown	4	55	13.8	23	0
McGee	4	37	9.3	18	0
Riggs	3	18	6.0	13	0
Hillary	1	17	17.0	17	0
Bengals	29	346	11.9	30	1
Opponents	61	817	13.4	44	4

INTERCEPTIONS	No	Yds	Avg	Lg	TD
Thomas	2	26	13.0	26	0
Fulcher	1	0	0.0	0	0
Wilcoits	1	0	0.0	0	0
Billups	1	-3	-3.0	-3	0
Bengals	5	23	4.6	26	0
Opponents	3	25	8.3	25	0

PUNTING	No	Yds	Avg	Net Bk	In 20 Lg	B
Johnson	17	718	42.2	37.1	0	7 63 0
Bengals	17	718	42.2	37.1	0	7 63 0
Opponents	15	684	42.8	39.8	0	2 55 0

PUNT RETURNS	Ret	FC	Yds	Avg	Lg	TD
Hillary	6	1	43	7.2	16	0
Horton	1	0	5	5.0	5	0
Dixon	1	0	0	0.0	0	0
Bengals	8	1	48	6.0	16	0
Opponents	9	2	88	9.8	45	0

KICKOFF RETURNS	No	Yds	Avg	Lg	TD
Jennings	4	154	38.5	93	1
Hillary	3	24	8.0	13	0
Brooks	2	38	19.0	23	0
Bengals	9	216	24.0	93	1
Opponents	11	200	18.2	26	0

FIELD GOALS	1-19	20-29	30-39	40-49	50+
Breech	0-0	0-0	1-1	2-2	0-0
Bengals	0-0	0-0	1-1	2-2	0-0
Opponents	0-1	0-0	2-2	1-3	0-0

FIELD GOAL ATTEMPTS BY GAME:
Breech: (-) (-) (34G, 43G, 40G).
Opponents: (-) (43N, 39G) (41G, 19N, 32G, 49N).

DEFENSE*	Player	ST	AT	TT	Yds	PD	FF	FR-Yds
Williams	13	4	17	3-21	0	0	0	0-0
Wilcoits	12	2	14	0-6	1	0	0	0-0
Fulcher	10	3	13	1-6	3	1	0	0-0
Krumrie	8	5	13	0-0	0	1	0	0-0
Billups	9	3	12	0-0	6	0	0	0-0
Thomas	10	1	11	0-0	8	0	0	0-0
Buck	6	5	11	3-19	0	0	0	0-0
Bussey	8	1	9	0-0	1	0	0	0-0
White	8	1	9	0-0	0	0	0	0-0
Zander	7	2	9	0-0	0	0	0	0-0
Horton	6	2	8	0-0	0	1	0	0-0
Grant	5	1	6	2-12	0	0	0	0-0
Barker	4	1	5	0-0	0	0	0	0-0
Dixon	4	1	5	0-0	1	0	0	0-0
Kelly	2	2	4	0-0	0	0	0	0-0
Skow	2	1	3	1-10	0	0	2	0-0
McClendon	2	0	2	0-0	0	0	0	0-0
King	0	1	1	0-0	0	0	0	0-0

SPECIAL TEAMS*	Player	ST	AT	TT	FF	FR-Yds	BP	BFG	BXP
Bussey	4	0	4	0	0-0	0	0	0	0
Barker	2	2	4	0	0-0	0	0	0	0
Parker	3	0	3	0	0-0	0	0	0	0
Brady	2	1	3	0	0-0	0	0	0	0
Riggs	2	0	2	0	0-0	0	0	0	0
Dar. Smith	2	0	2	0	0-0	0	0	0	0
White	2	0	2	0	0-0	0	0	0	0
Horton	1	0	1	0	0-0	0	0	0	0
Wilson	1	0	1	0	0-0	0	0	0	0
Jennings	0	1	1	0	0-0	0	0	0	0
King	0	1	1	0	0-0	0	0	0	0

MISCELLANEOUS DEFENSE*	Player	ST	AT	TT	FF	FR-Yds
Brown	1	0	1	0	0	0-0
Holman	1	0	1	0	0	0-0

*Press box statistics

TEAM HISTORY

1989 FINAL STATISTICS (8-8-0)

USUAL STARTERS

OFFENSE		DEFENSE	
WR	Tim McGee	LE	Jim Skow
LT	Anthony Munoz	NT	Tim Krumrie
LG	Bruce Reimers	RE	Jason Buck
C	Bruce Kozerski	LCBL	Leon Zander
RG	Max Montoya	LILB	Carl Zander
RT	Brian Blados,	RLB	Joe Kelly
	Joe Walter	ROLB	Reggie Williams
TE	Rodney Holman	LB	Lewis Billups
WR	Eddie Brown	RCB	Eric Thomas
QB	Boomer Esiason	SS	David Fulcher
HB	James Brooks	FS	Rickey Dixon
FB	Eric Ball,		
	Stanford Jennings		

FIELD GOAL ATTEMPTS BY GAME:

Breech: (-) (-) (-) (-) (24G, 27G) (20G, 22G) (30G, 29G, 23G, 21G) (-) (34N) (38G) (49N) (-) (-) (24G) (27G, 30G) (-). Gallery: (45N) (26G, 47G) (48N, 44N) (31N) (-) (-) (-) (-) (-) (-) (-) (-) (-) (-) (-) (-).

Opponents: (29G) (38G) (-) (23G) (46N, 24G, 40G, 34G) (23G, 21G) (-) (40N) (32G, 42G, 37G, 28G) (-) (24G) (51N, 48N) (41N, 48G) (32N) (31G, 37G, 22G, 42G, 24G, 52N).

DEFENSE*

Player	ST	AT	TT	Sks	Yds	PD	FF	FR
Fulcher	37	37	107	0-0	14	1	4-0	
Dixon	84	19	103	0-0	16	1	0-0	
Krumrie	45	29	74	3-11	0	1	1-9	
Kelly	44	26	70	1-6	4	1	3-23	
Zander	43	24	67	1-5	14	3	1-25	
Thomas	49	9	58	2-23	23	1	1-0	
Buck	42	14	56	6-6	2	1	1-0	
Billups	45	4	49	0-0	14	2	0-0	
Williams	33	15	48	3-5	27	0	0-0	
White	32	15	47	2-17	4	2	2-22	
McClendon	24	9	33	15-10	5	2	1-0	
Skow	21	8	29	4-5	31	4	1-0	
Hammerstein	11	29	1-5	13	0	0	1-0	
Barker	21	6	27	0-0	2	0	0-0	
Bussey	20	5	25	1-5	13.5	6	0-0	
Grant	11	10	21	0-5	2.5	0	0-0	
Jackson	18	1	19	0-0	4	1	0-0	
Wilcots	13	2	15	1-18	0	0	0-0	
Walker	7	4	11	0-0	0	0	1-0	
Carey	6	3	9	0-0	3	0	0-0	
Tuatagaloa	6	1	7	2-5	15.5	2	0-0	
Brady	1	0	1	0-0	0	0	0-0	

SPECIAL TEAMS*

Player	ST	AT	TT	FF	FR	BP	BFG	BXP
Walker	11	0	11	0	0-0	0	0	0
Barker	10	1	11	0	0-0	0	0	0
Brady	9	1	10	0	0-0	0	0	0
Bussey	9	1	10	0	0-0	0	0	0
Wilcots	8	2	10	0	0-0	0	0	0
Jackson	6	0	6	0	0-0	0	0	0
Barber	5	1	6	0	0-0	0	0	0
White	5	1	6	0	0-0	0	0	0
Dixon	5	0	5	0	0-0	0	0	0
Carey	1	2	3	0	0-0	0	0	0
Johnson	2	0	2	0	0-0	0	0	0
Taylor	2	0	2	0	0-0	0	0	0
Thomas	2	0	2	0	0-0	1	0	0
Tuatagaloa	2	0	2	0	0-0	0	0	0
Hillary	1	0	1	0	0-0	0	0	0
Jennings	1	0	1	0	0-0	0	0	0
Kattus	1	0	1	0	0-0	0	0	0
Romer	1	0	1	0	0-0	0	0	0
Zander	1	0	1	0	0-0	0	0	0
Garrett	0	1	1	0	0-0	0	0	0

MISCELLANEOUS DEFENSE*

Player	ST	AT	TT	FF	FR	Yds
Brown	2	0	2	0	0	0-0
Holman	2	0	2	0	0	0-0
Montoya	2	0	2	0	0	0-0
Wilhelm	2	0	2	0	0	0-0
Blados	1	0	1	0	0	0-0
Brooks	1	0	1	0	0	0-0
Hillary	1	0	1	0	0	0-0
Johnson	1	0	1	0	0	0-0
Taylor	1	0	1	0	0	0-0

*Press box statistics

Date	W/L	Score	Opponent	Att	RUSHING	No	Yds	Avg	Lg	TD
Sept. 10	L	14-17	at Chicago	64,730	Brooks	221	1239	5.6	65t	7
Sept. 17	W	41-10	Pittsburgh	53,885	Ball	98	391	4.0	27	3
Sept. 25	W	21-14	Cleveland	55,996	Jennings	83	293	3.5	17	2
Oct. 1	W	21-17	at Kansas City	61,165	Esiason	47	278	5.9	24	0
Oct. 8	W	26-16	at Pittsburgh	52,785	Taylor	30	111	3.7	16	3
Oct. 15	L	13-20	Miami	58,184	Woods	29	94	3.2	12	2
Oct. 22	L	12-23	Indianapolis	57,642	McGee	2	36	18.0	25	0
Oct. 29	W	56-23	Tampa Bay	57,225	Wilhelm	6	30	5.0	14	0
Nov. 5	L	7-28	at L.A. Raiders	51,080	Holifield	11	20	1.8	11	0
Nov. 13	L	24-26	at Houston	60,694	Hillary	1	-2	-2.0	-2	0
Nov. 19	W	42-7	Detroit	55,720	Johnson	1	-7	-7.0	-7	0
Nov. 26	L	7-24	at Buffalo	80,074	Bengals	529	2483	4.7	65t	17
Dec. 3	W	21-0	at Cleveland	76,236	Opponents	482	2162	4.5	92t	9
Dec. 10	L	17-24	Seattle	54,744						
Dec. 17	W	61-7	Houston	47,510						
Dec. 25	L	21-29	at Minnesota	58,829						

TEAM STATISTICS	Bengals	Opponents
TOTAL FIRST DOWNS	348	280
Rushing	136	114
Passing	183	151
Penalty	29	15
3rd Down: Made-Att.	100-220	82-209
3rd Down Pct.	45.5	39.2
4th Down: Made-Att.	12-24	6-19
4th Down Pct.	50.0	31.6
POSSESSION AVG.	30.51	29.09
TOTAL NET YARDS	6101	5297
Avg. Per Game	381.3	331.1
Total Plays	1083	997
Avg. Per Play	5.6	5.3
NET YARDS RUSHING	2483	2162
Avg. Per Game	155.2	135.1
Total Rushes	529	482
NET YARDS PASSING	3618	3135
Avg. Per Game	226.1	195.9
Sacked-Yards Lost	41-332	33-248
Gross Yards	3950	3383
Att.-Completions	513-288	482-256
Completion Pct.	56.1	53.1
Had Intercepted	13	21
PUNTS-AVG.	65-38.5	75-39.1
Net Punting Avg.	29.9	34.7
PENALTIES-YARDS	85-637	121-1045
FUMBLES-BALL LOST	29-19	26-16
TOUCHDOWNS	52	32
Rushing	17	9
Passing	32	22
Returns	3	1

Score by Periods	1	2	3	4	OT	Tot	PUNT RETURNS	Ret	FC	Yds	Avg	Lg	TD
Bengals	61	147	98	98	-	404	Martin	15	4	107	7.1	17	0
Opponents	50	97	56	82	-	285	Smith	12	2	54	4.5	15	0
							Hillary	6	4	19	3.2	10	0
							Caray	3	2	29	9.7	13	0
SCORING	TD-R	RC-RT	PAT	FG	S	TP	Bengals	36	12	209	5.8	17	0
Breech	0	0	0	37-38	12-14	0	Opponents	33	5	323	9.8	45	0
Brooks	9	7	2	0	-	0							
Holman	9	0	9	0	-	0	KICKOFF RETURNS	No	Yds	Avg	Lg	TD	
McGee	8	0	8	0	-	0	Jennings	26	525	20.2	33	0	
Brown	6	0	6	0	-	0	Hillary	14	223	15.9	29	0	
Taylor	5	3	2	0	-	0	Caray	6	104	17.3	23	0	
Gallery	0	0	0	13-13	2-6	19	Smith	5	65	13.0	19	0	
Ball	3	3	0	0	-	18	Ball	1	19	19.0	19	0	
Jennings	3	2	1	0	-	18	Taylor	1	5	5.0	5	0	
Martin	2	0	2	0	-	12	Holifield	1	0	0.0	0	0	
Woods	2	2	0	0	-	12	Jackson						
Bussey	1	0	1	0	-	6							
Hillary	1	0	1	0	-	6	Bengals	55	941	17.4	33	0	
Smith	1	0	1	0	-	6	Opponents	55	1203	21.9	66	0	
Thomas	1	0	1	0	-	6							
White	1	0	1	0	-	6	FIELD GOALS	1-19	20-29	30-39	40-49	50+	
Johnson	0	0	0	0	0-1	0-0	Breech	0-0	9-9	3-4	0-1	0-4	
							Gallery	0-0	1-1	0-1	1-4	0-4	
Bengals	52	17	32	3	50-52	14-20	0	0-10	10-19	3-5	1-5	0-4	
Opponents	32	9	22	1	31-32	20-27	1	0-9	9-9	7-8	4-8	0-4	

	Cmp	Yds	TD	Int	Sack-	Lost	Rat
Esiason	455	258	3525	56.7	7.75	28	6.2
Wilhelm	56	30	425	53.6	7.59	4	7.1
Schonert	2	0	0	0.0	0.0	0	0.0
Bengals	513	288	3950	56.1	7.70	32	6.2
Opponents	482	256	3383	53.1	7.02	22	4.6

	TD	Int	Lg	Sack-	Lost	Rat
Breech	0-0	9-9	3-4	0-1	0-0	0-0
Gallery	0-0	1-1	0-1	1-4	0-0	0-0
Bengals	0-0	10-10	3-5	1-5	0-0	0-0
Opponents	0-0	9-9	7-8	4-8	0-2	0-0

USUAL STARTERS

Date	W/L	Score	Opponent	Alt	RUSHING	No	Yds	Avg	Lg	TD
Sept. 9	W	25-20	N.Y. Jets	56,467	Brooks	195	1004	5.1	561	5
Sept. 16	W	21-16	at San Diego	48,098	Green	83	353	4.3	39	1
Sept. 23	W	41-7	New England	56,470	Woods	64	268	4.2	32	6
Oct. 1	L	16-31	at Seattle	60,135	Taylor	51	216	4.2	24	2
Oct. 7	W	34-31*	at L.A. Rams	62,619	Esiason	49	157	3.2	21	0
Oct. 14	L	17-48	at Houston	53,501	Ball	22	72	3.3	15	1
Oct. 22	W	34-13	at Cleveland	78,567	Jennings	12	46	3.8	13	1
Oct. 28	L	17-38	at Atlanta	53,214	James	1	11	11.0	11	0
Nov. 4	L	7-21	New Orleans	60,067	Wilhelm	6	6	1.0	4	0
Nov. 18	W	27-3	Pittsburgh	60,064	Barber	1	-13	-13.0	-13	0
Nov. 25	L	20-34	Indianapolis	60,051	Bengals	484	2120	4.4	561	16
Dec. 2	W	16-12	at Pittsburgh	58,200	Opponents	442	2085	4.7	88	15
Dec. 9	L	17-20*	San Francisco	60,084						
Dec. 16	L	7-24	at L.A. Raiders	54,132	RECEIVING	No	Yds	Avg	Lg	TD
Dec. 23	W	40-20	Houston	60,044	Brown	44	706	16.0	501	9
Dec. 30	W	21-14	Cleveland	60,041	McGee	43	737	17.1	52	1
*Overtime					Holman	40	596	14.9	53	5

TEAM STATISTICS	Bengals	Opponent
TOTAL FIRST DOWNS	277	308
Rushing	107	110
Passing	151	181
Penalty	19	18
3rd Down: Made-Att.	79-196	93-211
3rd Down Pct.	40.3	43.3
4th Down: Made-Att.	12-19	2-11
4th Down Pct.	63.2	16.7
POSSESSION AVG.	29.21	30.39
TOTAL NET YARDS	5063	5609
Avg. Per Game	316.4	350.3
Total Plays	943	1010
Avg. Per Play	5.4	5.5
NET YARDS RUSHING	2120	2089
Avg. Per Game	132.5	130.3
Total Rushes	484	442
NET YARDS PASSING	2943	3520
Avg. Per Game	183.9	220.0
Sacked-Yards Lost	34-209	25-205
Gross Yards	3152	3728
Att.-Completions	425-237	543-300
Completion Pct.	55.8	55.2
Had Intercepted	23	15
PUNTS-AVG.	65-42.1	63-41.8
Net Punting Avg.	34.0	36.5
PENALTIES-YARDS	83-627	101-824
FUMBLES-BALL LOST	25-12	31-16
TOUCHDOWNS	44	41
Rushing	16	15
Passing	25	24
Returns	3	2

Score by Periods	1	2	3	4	OT	Total
Bengals	79	110	78	90	3	360
Opponents	70	115	101	63	3	352

SCORING	TD-Ru	Rc-Rl	PAT	FG	S	TP
Breech	0	0	0	41-44	17-21	0
Brooks	9	5	4			0
Brown	9	0	0			0
Woods	6	6	0			0
Holman	5	0	5			0
Taylor	3	2	1			0
Ball	2	1	1			0
Green	2	1	1			0
Kattus	2	0	2			0
Francis	1	0	0	1		1
Barber	1	0	1	0		0
Bussey	1	0	0	1		0
Jennings	1	1	0	0		0
McGee	1	0	1	0		0
Price	1	0	0	1		0
Fulcher	0	0	0	0		1
Johnson	0	0	0	0	0-1	0
Bengals	44	16	25	3	41-44	17-22
Opponents	41	15	24	3	40-41	22-29
						2

PASSING	Att	Cmp	Yds	Cmp %	Yds/A
Esiason	402	224	3031	55.7	7.5
Wilhelm	19	12	117	63.2	6.2
Philcox	2	0	0	0.0	0.0
James	1	0	0	0.0	0.0
Johnson	1	1	4	100.0	4.0
Bengals	425	237	3152	55.8	7.4
Opponents	543	300	3725	55.2	6.9

RECEIVING	No	Yds	Avg	Lg	TD
Brown	44	706	16.0	50	9
McGee	43	737	17.1	52	9
Holman	40	596	14.9	53	5
Brooks	26	269	10.3	35	4
Woods	20	162	8.1	22	0
Barber	14	196	14.0	28	1
Green	12	90	7.5	22	0
Kattus	11	145	13.2	31	2
Riggs	8	79	9.9	21	0
Smith	7	45	6.4	11	0
Jennings	4	23	5.8	13	0
James	3	36	12.0	16	0
Taylor	3	22	7.3	20	1
Ball	2	46	23.0	48	1
Bengals	237	3152	13.3	53	25
Oponogs	300	3725	12.4	75	24

INTERCEPTIONS	No	Yds	Avg	Lg	TD
Bussey	4	37	9.3	18	0
Fulcher	4	20	5.0	18	0
Billups	3	39	13.0	29	0
White	1	21	21.0	21	0
Francis	1	17	17.0	17	1
Zander	1	12	12.0	12	0
Price	1	0	0.0	0	0
Bengals	15	146	9.7	29	1
Opponents	23	233	10.1	30	1

PUNTING	No	Yds	Avg	Net	TB	In20	Lg	B
Johnson	64	2705	42.3	34.3	8	12	70	0
Breech	1	34	34.0	14.0	1	0	34	0
Bengals	65	2739	42.1	34.0	9	12	70	0
Opponents	63	2634	41.8	36.5	4	19	65	0

PUNT RETURNS	Ret	FC	Yds	Avg	Lg	TD
Price	29	14	251	8.7	66t	1
Smith	1	0	4	4.0	4	0
Bengals	30	14	255	8.5	66t	1
Opponents	36	11	352	9.8	79t	1

KICKOFF RETURNS	No	Yds	Avg	Lg	TD
Jennings	29	584	20.1	33	0
Ball	16	366	22.9	38	0
Price	10	191	19.1	33	0
James	1	43	43.0	43	0
Smith	2	35	17.5	20	0
Taylor	1	16	16.0	16	0
Barber	1	14	14.0	14	0
Kattus	1	10	10.0	10	0
Riggs	1	7	7.0	7	0
Bengals	62	1266	20.4	43	0
Opponents	43	945	22.0	64	0

FIELD GOALS	1-19	20-29	30-39	40-49	50+
Breech	0-0	6-6	5-6	6-9	0-0
Johnson	0-0	0-0	0-0	0-0	0-1
Bengals	0-0	6-6	5-6	6-9	0-1
Opponents	1-1	11-11	7-7	2-7	1-3

FIELD GOAL ATTEMPTS BY GAME:
Breech: (43G, 42N, 44G, 37G) (-) (46G, 23G)
 (34G, 26G, 43G) (40G, 44G) (29G) (20G, 21G)
 (35G) (43N) (21G, 31G) (-) (34N, 46N) (38G) (-)
 (-) (-). **Johnson:** (-) (-) (-) (-) (52N) (-) (-) (-)
 (-) (-) (-) (-) (-) (-) (-).

TD	TD %	Int	Int %	Lg	Sack-Lost	Rat
24	6.0	22	5.5	53	31-198	77.0
0	0.0	0	0.0	19	1-2	80.4
0	0.0	1	50.0	0	2-9	0.0
0	0.0	0	0.0	0	0-0	39.6
1	100.0	0	0.0	41	0-0	122.9
25	5.9	23	5.4	53	34-209	76.5
24	4.4	15	2.8	75	25-205	70.9

OFFENSE		DEFENSE	
WR	Tim McGee	LE	Skip McClendon
LT	Anthony Munoz	NT	Tim Krumrie
LG	Bruce Reimers	RE	David Grant,
C	Bruce Kozerski		Jason Buck
RG	Ken Moyer	LOLB	Leon White
RT	Joe Walter	LILB	Carl Zander
TE	Rodney Holman	RILB	Kevin Walker
WR	Eddie Brown	ROLB	James Francis
QB	Boomer Esiason	LCB	Lewis Billups
HB	James Brooks	RCB	Carl Carter
FB	Harold Green,	SS	David Fulcher
	ickey Woods	FS	Salomon Wilcoits

FIELD GOAL ATTEMPTS BY GAME-cont'd:

Opponents: (33G, 26G) (19G, 44N) (-) (51G, 40G) (22G, 23G) (21G, 41N, 30G) (27G, 52N, 48N) (31G) (51N, 22G, 26G) (32G, 36G, 29G, 48G) (23G, 23G) (39G) (29G, 36G, 42N) (48N)

DEFENSE*				Sks	PD	FF	FRT
Player	ST	AT	TT	Yds	PD	FF	Yds
Francis	62	14	76	8-65	6	2	0-0
Walker	61	14	75	1-6	0	0	0-0
Fulcher	63	22	75	1-12	10	3	0-0
Murrie	45	23	68	2-17	1	1	1-0
Bussey	48	2	57	2-17	10	0	1-70
Billups	39	8	51	0-0	13	2	2-2
Carlier	39	8	47	0-0	12	0	1-0
Carter	38	6	47	0-0	1	1	2-0
Zander	37	10	47	0-0	1	1	2-0
Grant	36	8	44	1-14	4	0	1-0
Wilcoits	33	8	41	0-0	2	2	1-3
Dixon	28	6	34	0-6	0	0	0-0
White	28	6	34	1-4	4	0	0-0
McClendon	25	3	28	2-17	2	0	0-0
Taatagaloa	17	7	24	4-32.35	1	2	2-0
Hamerstein	13	6	19	2-15	0	0	0-0
Price	13	2	15	0-0	5	0	0-0
Barker	10	2	12	0-0	1	0	1-0
Thomas	11	0	11	0-0	2	0	0-0
Buck	7	4	11	0.5-5.5	1	0	0-0
Clark	6	4	10	0-0	0	1	0-0
O'Leary	0	1	1	0-0	0	0	0-0

SPECIAL TEAMS*				FR-	BP		
Player	ST	AT	TT	FF	Yds	BFG	BXP
Barker	6	2	8	1	0-0	0	0
Price	6	2	1	0	1-0	0	0
Walker	4	2	6	0	0-0	0	0
Francis	5	0	5	0	0-0	0	0
Ball	4	1	5	0	0-0	0	0
James	4	0	4	0	0-0	0	0
Luatagaloa	4	0	4	0	0-0	0	0
Brady	3	1	4	0	1-0	0	0
Gusella	2	2	4	0	0-0	0	0
Dagtree	3	0	3	0	0-0	0	0
Cleaver	2	0	2	0	0-0	0	0
Dixon	2	0	2	0	0-0	0	0
White	2	0	2	0	0-0	0	0
Wilcoits	2	0	2	0	0-0	0	0
Zander	2	0	2	0	0-0	0	0
Jennings	1	1	2	0	0-0	0	0
Barber	1	0	1	0	0-0	0	0
Johnson	1	0	1	0	0-0	0	0
Smith	1	0	1	0	0-0	0	0
Clark	0	1	1	0	0-0	0	0
Taylor	0	1	1	0	0-0	0	0

MISCELLANEOUS DEFENSE*

Player	ST	AT	TT	FF	FR-Yds
Brown	4	0	4	0	0-0
Clark	4	0	4	0	0-0
Brooks	2	0	2	0	0-0
Kaltus	2	0	2	0	0-0
McGee	2	0	2	0	0-0
Moyer	2	0	2	0	0-0
Riggs	2	0	2	0	0-0
Woods	2	0	2	0	0-0
Ball	1	0	1	0	0-0
Barber	1	0	1	0	0-0
Clason	1	0	1	0	0-0
James	1	0	1	0	0-0
Letton	1	0	1	0	0-0
Munoz	1	0	1	0	0-0
Smith	1	0	1	0	0-0
Walter	1	0	1	0	0-0

*Press box statistics

1990 SEASON PLAYOFF STATISTICS (1-1)

Date	W/L Score	Opponent	Att
Jan. 6*	W 41-14	Houston	60,012
Jan. 13*	L 10-20	at L.A. Raiders	92,045

*AFC Wild Card Playoff

*AFC Divisional Playoff

TEAM STATISTICS	Bengals	Opponents
TOTAL FIRST DOWNS	36	33
Rushing	22	15
Passing	12	18
Penalty	2	0
3rd Down: Made-Att.	9-25	7-20
3rd Down Pct.	36.0	35.0
4th Down: Made-Att.	2-2	1-2
4th Down Pct.	100.0	50.0
POSSESSION AVG.	34:01	25:59
TOTAL NET YARDS	531	615
Avg. Per Game	265.5	307.5
Total Plays	117	103
Avg. Per Play	4.5	6.0
NET YARDS RUSHING	311	302
Avg. Per Game	155.5	151.0
Total Rushes	73	45
NET YARDS PASSING	220	313
Avg. Per Game	110.0	156.5
Sacked-Yards Lost	4-46	4-24
Gross Yards	266	337
Att.-Completions	40-23	54-27
Completion Pct.	57.5	50.0
Had Intercepted	0	2
PUNTS-AVG.	8-49.1	8-41.9
Net Punting Avg.	41.8	34.1
PENALTIES-YARDS	5-45	5-33
FUMBLES-BALLS LOST	2-0	2-1
TOUCHDOWNS	6	4
Rushing	3	0
Passing	3	4
Returns	0	0

Score by Periods	1	2	3	4	OT	Tot
Bengals	10	13	14	14	—	51
Opponents	0	7	10	17	—	34

SCORING	Td-Ru-Re-Rt	K-PAT	FG	S	TP
Breech	0 0 0 0	6-6	3-3	0	15
Ball	1 1 0 0	—	—	0	6
Esiason	1 1 0 0	—	—	0	6
Green	1 0 1 0	—	—	0	6
Jennings	1 0 1 0	—	—	0	6
Kattus	1 0 1 0	—	—	0	6
Woods	1 1 0 0	—	—	0	6
Bengals	6 3 3 0	6-6	3-3	0	51
Opponents	4 0 4 0	4-4	2-2	0	34

RUSHING	No	Yds	Avg	Lg	TD
Woods	17	84	4.9	18	1
Esiason	7	68	9.7	14	1
Green	11	55	5.0	12	0
Ball	12	47	3.9	14	1
Brooks	17	43	2.5	14	0
Jennings	6	16	2.7	10	0
Wilhelm	3	-2	-0.7	0	0
Bengals	73	311	4.3	18	3
Opponents	45	302	6.7	34	0

RECEIVING	No	Yds	Avg	Lg	TD
Holman	4	102	25.5	46	0
Brown	4	32	8.0	15	0
Jennings	3	23	7.7	12	1
McGee	3	23	7.7	19	0
Woods	3	18	6.0	9	0
Kattus	2	19	9.5	10	1
Green	2	15	7.5	13	1
Brooks	1	22	22.0	22	0
Barber	1	12	12.0	12	0
Bengals	23	266	11.6	46	3
Opponents	27	337	12.5	411	4

INTERCEPTIONS	No	Yds	Avg	Lg	TD
Fulcher	2	54	27.0	43	0
Bengals	2	54	27.0	43	0
Opponents	0	0	—	—	0

PUNTING	No	Yds	Avg	Net	TB	In20	Lg	B
Johnson	8	393	49.1	41.8	0	1	64	0
Bengals	8	393	49.1	41.8	0	1	64	0
Opponents	8	335	41.9	34.1	1	4	52	0

PUNT RETURNS	Ret	FC	Yds	Avg	Lg	TD
Price	3	0	42	14.0	34	0
Bengals	3	0	42	14.0	34	0
Opponents	4	2	59	14.8	19	0

KICKOFF RETURNS	No	Yds	Avg	Lg	TD
Jennings	4	86	21.5	30	0
Ball	2	42	21.0	28	0
Brown	1	12	12.0	12	0
Bengals	7	140	20.0	30	0
Opponents	7	132	18.9	37	0

FIELD GOALS	1-19	20-29	30-39	40-49	50+
Breech	0-0	2-2	1-1	0-0	0-0
Bengals	0-0	2-2	1-1	0-0	0-0
Opponents	0-0	1-1	0-0	1-1	0-0

FIELD GOAL ATTEMPTS BY GAME:
Breech: (27G, 30G) (27G).
Opponents: (-) (49G, 25G).

DEFENSE*	ST	AT	TT	FF	Yds	PD	FF	FR-Yds
Player	ST	AT	TT	FF	Yds	PD	FF	FR-Yds
Bussey	12	0	12	0-0	0	0	0	0-0
Thomas	8	1	9	0-0	1	0	0	0-0
Grant	7	2	9	1-5	2	0	0	0-0
Fulcher	5	4	9	0-0	2	0	0	0-0
Francis	6	2	8	0-0	1	0	1	0-0
Krumrie	6	1	7	0-0	0	0	0	0-0
Walker	4	1	5	0-0	0	0	0	0-0
Zander	4	1	5	1-10	1	0	0	0-0
Billups	4	0	4	0-0	1	0	0	0-0
Jones	3	1	4	0-0	1	0	0	0-0
McClendon	3	1	4	0-0	0	0	0	0-0
White	3	0	3	0-0	0	0	0	0-0
Wilcots	1	1	2	0-0	1	0	0	0-0
Buck	1	0	1	1-3	0	0	0	0-0
Carter	1	0	1	0-0	0	0	0	0-0
TEAM	—	—	—	1-6	—	—	—	—

SPECIAL TEAMS*	ST	AT	TT	FF	Yds	BP	BFG	BXP
Player	ST	AT	TT	FF	Yds	BP	BFG	BXP
Brady	3	0	3	0	0-0	0	0	0
Zander	1	1	2	0	0-0	0	0	0
Ball	1	0	1	0	0-0	0	0	0
Barker	1	0	1	0	0-0	0	0	0
Bussey	1	0	1	0	0-0	0	0	0
Carter	1	0	1	0	0-0	0	0	0
Price	1	0	1	0	0-0	0	0	0
Tuatalaaloa	1	0	1	0	0-0	0	0	0
Walker	0	1	1	0	0-0	0	0	0

MISCELLANEOUS DEFENSE*	ST	AT	TT	FF	FR-Yds
Player	ST	AT	TT	FF	FR-Yds
(None)	—	—	—	—	—

*Press box statistics

PASSING	Att	Cmp	Yds	Cmp %	Yds/Att	TD	%	Int	%	Lg	Sack-Lost	Rat
Esiason	35	22	254	62.9	7.26	3	8.6	0	0.0	46	4-46	113.3
Wilhelm	5	1	12	20.0	2.40	0	0.0	0	0.0	12	0-0	39.6
Bengals	40	23	266	57.5	6.65	3	7.5	0	0.0	46	4-46	102.7
Opponents	54	27	337	50.0	6.24	4	7.4	2	3.7	411	4-24	79.0

USUAL STARTERS

Date	W/L	Score	Opponent	Alt.
Sept. 1	L	14-45	at Denver	72,855
Sept. 8	L	7-30	Houston	56,405
Sept. 15	L	13-14	at Cleveland	78,269
Sept. 22	L	27-34	Washington	52,038
Oct. 6	L	7-13	Seattle	60,010
Oct. 13	L	23-35	at Dallas	63,275
Oct. 21	L	16-35	at Buffalo	80,131
Oct. 27	L	3-35	at Houston	58,634
Nov. 3	W	23-21	Cleveland	55,077
Nov. 10	L	27-33*	Pittsburgh	55,503
Nov. 17	L	10-17	at Philadelphia	63,189
Nov. 24	L	14-38	L.A. Raiders	52,044
Dec. 1	W	27-24	N.Y. Giants	45,063
Dec. 9	L	13-37	at Miami	60,616
Dec. 15	L	10-17	at Pittsburgh	35,420
Dec. 22	W	29-7	New England	46,394

*Overtime

TEAM STATISTICS	Bengals	Opponents
TOTAL FIRST DOWNS	286	308
Rushing	96	100
Passing	162	191
Penalty	28	18
3rd Down: Made-Att.	78-212	86-194
3rd Down Pct.	36.8	44.8
4th Down: Made-Att.	9-20	4-8
4th Down Pct.	45.0	50.0
POSSESSION AVG.	29.14	30.46
TOTAL NET YARDS	4969	5652
Avg. Per Game	390.6	353.3
Total Plays	993	980
Avg. Per Play	5.0	5.8
NET YARDS RUSHING	1811	1662
Avg. Per Game	113.2	103.9
Total Rushes	449	454
NET YARDS PASSING	3158	3990
Avg. Per Game	197.4	249.4
Sacked-Yards Lost	33-255	21-129
Gross Yards	3413	4119
Att.-Completions	511-290	505-303
Completion Pct.	56.8	60.0
Had Intercepted	22	17
PUNTS-AVG.	65-43.5	57-42.0
Net Punting Avg.	34.3	36.4
PENALTIES-YARDS	107-845	94-808
FUMBLES-BALL LOST	20-25	23-14
TOUCHDOWNS	37	53
Rushing	11	20
Passing	14	26
Returns	2	1

Score by Periods	1	2	3	4	OT	Tot
Bengals	57	71	64	71	0	263
Opponents	68	163	76	122	6	435

SCORING	TD-Ru	Rc-Rt	PAT	FG	S	TP
Breesh	0	0	27-27	23-29	0	96
Brooks	4	2	0	0	0	24
McGee	4	0	0	0	0	24
Woods	4	4	0	0	0	24
Brown	2	0	2	0	0	12
Green	2	2	0	0	0	12
Holman	2	0	2	0	0	12
Taylor	2	2	0	0	0	12
Bali	1	1	0	0	0	6
Barber	1	0	1	0	0	6
Dingle	1	0	1	0	0	6
Fulcher	1	0	0	1	0	6
James	1	0	1	0	0	6
Price	1	0	1	0	0	6
Rembert	1	0	1	0	0	6
Johnson	0	0	0	0-0	1-3	0
Gordon	0	0	0	0	1	2
Bengals	27	11	14	2	27-27	24-32
Opponents	53	20	26	7	49-52	22-31
						1 435

RUSHING	No	Yds	Avg	Lg	TD
Green	158	731	4.6	75f	2
Brooks	152	571	3.8	25	2
Taylor	33	153	4.6	34f	2
Woods	36	97	2.7	12	4
Dingle	21	91	4.3	21	0

(continued)

PASSING	Att	Cmp	Yds	Cmp %	Yds Att
Esiason	413	233	2883	56.4	6.9
Hollas	55	32	310	58.2	5.6
Wilhelm	42	24	217	57.1	5.1
Johnson	1	1	3	100.0	3.0
Bengals	511	290	3413	56.8	6.6
Opponents	505	303	4119	60.0	8.1

RUSHING-cont'd	No	Yds	Avg	Lg	TD
Estacion	24	66	2.8	16	0
Hollas	12	66	5.5	27	0
Ball	10	21	2.1	10	1
Wilhelm	1	9	9.0	9	0
Brown	1	8	8.0	8	0
Johnson	1	-2	-2.0	-2	0
Ranals	440	1811	4.0	75	11

RECEIVING	No	Yds	Avg	Lg	TD
Brown	59	827	14.0	53	2
McGee	51	802	15.7	52½	4
Brooks	40	348	8.7	40	2
Holman	31	445	14.4	39	2
Barber	23	255	11.1	42½	1
Taylor	21	122	5.8	16	0
Green	16	136	8.5	18	0

Kattus	12	136	11.3	24	0
Rembert	9	117	13.0	23 $\frac{1}{2}$	1
James	7	103	14.7	22	1
Woods	6	36	6.0	16	0
Dingle	5	23	4.6	12	1
Riggs	4	14	3.5	7	0
Garrett	3	32	10.7	13	0
Ball	3	17	5.7	9	0
Bengals	290	3413	11.8	53	14
Opponents	303	4119	13.6	74$\frac{1}{2}$	26

INTERCEPTIONS	No	Yds	Avg	Lg	TD
Fulcher	4	51	12.8	27 1/2	1
Thomas	3	0	0.0	0	0
Dixon	2	62	31.0	47	0
Bussey	2	18	9.0	18	0
Barker	1	29	29.0	29	0
Miltz	1	8	8.0	8	0
Fain	1	1	1.0	1	0

Francis	1	0	0.0	0	0
Grant	1	0	0.0	0	0
Price	1	0	0.0	0	0
Bengals	17	169	9.9	47	1
Opponents	22	331	15.0	521	3

PUNTING	No	Yds	Avg	Net	TB	In20	Lg	B
Johnson	64	2795	43.7	34.7	6	15	62	0
Breech	1	33	33.0	13.0	1	0	33	0

Bengals	65	2828	43.5	34.3	7	15	62	0
Opponents	57	2394	42.0	36.4	2	14	59	0
PUNT RETURNS								
Ret	14	FC	Yds	Avs	Lg	TD		
Price	16	6	203	14.5	781	1		
Barber	13	5	70	5.4	15	0		
Garrett	1	0	7	7.0	7	0		
James	1	0	0	0.0	0	0		
Bengals	29	11	280	9.7	781	1		
Opponents	38	7	456	12.0	751	2		

KICKOFF RETURNS	No	Yds	Avg	Lg	TD
Ball	13	262	20.2	24	0
Garrett	13	214	16.5	24	0
Brooks	11	190	17.3	35	0
Dingle	7	176	25.1	63	0
James	8	143	17.9	26	0
Price	5	91	18.2	22	0
Green	4	66	16.5	20	0
King	3	34	11.3	17	0
Riggs	2	28	14.0	15	0
Holman	1	15	15.0	15	0
Barber	1	7	7.0	7	0
Thomas	1	-1	-1.0	-1	0
Bengals	69	1225	17.8	63	0
Opponents	38	741	19.5	34	0

FIELD GOALS	1-19	20-29	30-39	40-49	50+
Breech	0-0	9-10	8-10	5-6	1-3
Johnson	0-0	0-0	0-0	0-0	1-3
Bengals	0-0	9-10	8-10	5-6	2-6
Opponents	2-2	4-4	9-13	6-11	1-1

FIELD GOAL ATTEMPTS BY GAME:
Breech: (-) (33N) (21G, 36G) (46G, 25G) (-) (45G, 24G, 26G) (32G, 42G) (50N, 20G) (23G, 38G, 38G) (29G, 47G) (38G) (-) (35G, 35G) (39N, 27G, 50G) (50N, 39G, 48N, 26N) (49G, 25G). **Johnson:** (-) (-)

OFFENSE		DEFENSE	
WR	Tim McGee	LE	Alonzo Miltz
LT	Anthony Munoz	NT	Tim Krumrie
LG	Bruce Reimers	RE	David Grant
C	Bruce Kozerski	LOLB	James Francis
RG	Paul Jetton,	LILB	Leo Barker
	Ken Moyer	RILB	Carl Zander
RT	Joe Walter	ROLB	Alfred Williams
TE	Rodney Holman	LCB	Wayne Haddix
WR	Eddie Brown	RCB	Lewis Billups
QB	Boomer Esiason	SS	David Fulcher
RB	James Brooks	FS	Rickey Dixon,
RB	Harold Green		Barney Ruesse

FIELD GOAL ATTEMPTS BY GAME-cont'd:
Opponents: (30N, 42N, 19G) (19G, 21G, 37G)
 (30G, 42G, 38G, 45G) (40G, 26G) (45N, 36G, 31G)
 (-) (-) (33G, 45N) (47N, 34N) (44G, 46G, 37N)
 (42N, 37G) (29G) (37G) (50G, 22G, 36G) (47G,
 39N) (-).

DEFENSE*				Sks-	PD	FF	FR
Player	ST	AT	TT	Yds			
Fulcher	68	27	95	0-0	9	4	3-12
Krumire	56	12	68	4-26	1	1	1-0
Francis	50	18	68	3-21	7	0	1-0
Dixon	58	7	65	0-0	8	1	0-0
Thomas	51	5	56	0-0	18	0	0-0
Barker	44	11	55	0-0	1	0	0-0
Miltz	40	8	46	0-0	2	0	0-0
Zander	37	10	47	0-0	1	2	1-0
Williams	36	4	40	3-16	3	1	2-24
Bussey	31	8	39	0-0	3	0	1-0
Grant	33	4	37	2-14	1	0	0-0
Billups	32	3	35	1-9	6	0	1-7
Price	16	1	17	0-0	4	0	0-0
Walker	15	2	17	1-5	0	0	0-0
Tadagalala	14	1	15	2-8	1	1	0-0
Rogers	10	4	14	0-0	1	0	0-0
Haddix	12	1	13	0-0	7	0	0-0
Fain	8	2	10	0-0	3	0	0-0
White	8	2	10	0-0	0	0	0-0
R. Jones	9	0	9	0-0	3	0	0-0
Gordon	6	2	8	2-6	0	0	0-0
Clark	5	3	8	0-0	0	0	0-0
McClendon	5	1	6	0-0	0	0	0-0
Vinson	4	2	6	0-0	2	0	0-0
Bennett	3	0	3	0-0	1	0	0-0
Stubbs	3	0	3	3-22	0	0	0-0
King	2	1	3	0-0	1	0	0-0
Brady	0	1	1	0-0	0	0	0-0
Saddler	0	1	1	0-0	0	0	0-0

SPECIAL TEAMS*				FR-			
Player	ST	AT	FF	Yds	BP	BFG	BXP
Gordon	5	0	0	1-1	0	0	0
Barker	6	0	0	0-0	0	0	0
White	6	0	0	0-0	0	0	0
Clark	5	0	0	0-0	0	0	0
Rembert	4	1	5	0-0	0	0	0
Vinson	4	0	4	0-0	0	0	0
James	3	1	4	0-0	0	0	0
Barber	3	0	3	0-0	0	0	0
Fain	3	0	3	0-0	0	0	0
Price	3	0	3	0-0	0	0	0
Bussey	2	0	2	0-0	0	0	0
Dixon	2	0	2	0-0	0	0	0
King	2	0	2	0-0	0	0	0
Ball	1	0	1	0-0	0	0	0
Billups	1	0	1	0-0	0	0	0
Haddix	1	0	1	0-0	0	0	0
Hollas	1	0	1	0-0	0	0	0
R. Jones	1	0	1	0-0	0	0	0
Talagala	1	0	1	0-0	0	0	0
Zander	1	0	1	0-0	0	0	0
Dingle	0	1	1	0-0	0	0	0
Thomas	0	0	0	0-0	0	3	0
Sadtler	0	0	0	0-0	0	0	0

MISCELLANEOUS DEFENSE*

Player	ST	AT	TT	FF	FR-Yds
McGee	3	0	3	0	0-0
Barber	2	0	2	0	0-0
Brooks	2	0	2	0	0-0
Taylor	2	0	2	0	0-0
Ball	1	0	1	0	0-0
Garrett	1	0	1	0	0-0
Kozerski	1	0	1	0	0-0
Moyer	1	0	1	0	0-0

*Press box statistics

TEAM HISTORY

Date	W/L	Score	Opponent	Alt	RUSHING	No	Yds	Avg	Lg	TD
Sept. 6	W	21-3	at Seattle	57,350	Green	265	1170	4.4	53	2
Sept. 13	W	24-21*	L.A. Raiders	54,240	Fenner	112	500	4.5	35†	7
Sept. 20	L	23-24	at Green Bay	57,272	Hollas	20	109	5.5	24	0
Sept. 27	L	7-42	Minnesota	53,847	Esiason	21	66	3.1	15	0
Oct. 11	L	24-38	Houston	54,254	Bail	16	55	3.4	17	2
Oct. 19	L	0-20	at Pittsburgh	55,411	Klingler	11	53	4.8	12	0
Oct. 25	L	10-26	at Houston	58,701	Miles	8	22	2.8	9	0
Nov. 1	W	30-10	Cleveland	54,765	Query	1	1	1.0	1	0
Nov. 8	W	31-28*	at Chicago	56,120	Bengals	454	1976	4.4	53	11
Nov. 15	L	14-17	at N.Y. Jets	60,196	Opponents	490	2007	4.1	36†	15
Nov. 22	L	13-19	Detroit	48,574	RECEIVING	No	Yds	Avg	Lg	TD
Nov. 29	L	9-21	Pittsburgh	54,253	Green	41	214	5.2	19	0
Dec. 6	L	21-37	at Cleveland	68,686	McGee	35	408	11.7	36	1
Dec. 13	L	10-27	at San Diego	50,579	Pickens	26	326	12.5	38	3
Dec. 20	W	20-10	New England	45,355	Holman	26	266	10.2	26†	2
Dec. 27	L	17-21	Indianapolis	47,837	Rembert	19	219	11.5	27	0

*Overtime

TEAM STATISTICS	Bengals	Opponents	Query	16	265	16.6	831	3
TOTAL FIRST DOWNS	248	319	Brennan	16	166	10.4	21	1
Rushing	112	126	Riggs	11	70	6.4	17	0
Passing	114	168	Fenner	7	41	5.9	15	3
Penalty	22	25	Ball	6	66	11.0	35t	2
3rd Down: Made-Att.	66-205	99-216	Stegall	3	35	11.7	13	0
3rd Down Pct.	32.2	45.8	Thomason	2	14	7.0	10	0
4th Down: Made-Att.	14-25	10-18	Bengals	227	284	10.1	831	16
4th Down Pct.	56.0	55.6	Opponents	288	3620	12.6	47	24
POSSESSION AVG.	27.05	32.55	INTERCEPTIONS	No	Yds	Avg	Lg	TD
TOTAL NET YARDS	3919	5333	D. Williams	4	65	16.3	30	0
Avg. Per Game	244.9	333.3	Francis	3	108	36.0	66t	1
Total Plays	934	1024	Fulcher	3	0	0.0	0	0
Avg. Per Play	4.2	5.2	Jones	2	14	7.0	14	0
NET YARDS RUSHING	1976	2007	Wheeler	1	12	12.0	12	0
Avg. Per Game	123.5	125.4	Bussey	1	3	3.0	3	0
Total Rushes	454	490	Miltz	1	3	3.0	3	0
NET YARDS PASSING	1943	3326	McDonald	1	0	0.0	0	0
Avg. Per Game	121.4	207.9	Bengals	16	205	12.8	66t	1
Sacked-Yards Lost	45-341	45-294	Opponents	17	127	7.5	36	0
Gross Yards	2284	3620	PUNTING	No	Yds	Avg	Net	TB
Att.-Completions	435-227	489-288	Ln	Yds	Net	TB	In	Lg
Completion Pct.	52.2	58.9	Johnson	76	3196	42.1	35.9	9
Had Intercepted	17	16	Bengals	76	3196	42.1	35.9	9
PUNTS-ATT.	76-42.1	57-41.8	Opponents	57	2384	41.8	35.1	5
Net Punting Avg.	35.9	35.1	PUNT RETURNS	Ret	FC	Yds	Avg	Lg
PENALTIES-YARDS	98-75	95-79	Pickens	18	9	229	12.7	95t
FUMBLES-BALL LOST	32-10	36-17	Price	6	2	56	9.3	25
TOUCHDOWNS	31	44	Bengals	24	11	285	11.9	95t
Rushing	11	15	Opponents	32	14	284	8.9	58t
Passing	16	24	KICKOFF RETURNS	No	Yds	Avg	Lg	TD
Returns	4	5						

Score by Periods	1	2	3	4	OT	Tot	Stegall	25	430	17.2	39
Bengals	48	84	55	81	6	274	Ball	20	411	20.6	48
Opponents	81	98	91	94	0	364	Miles	8	128	16.0	27

SCORING	TD	Ru	Pa	Rt	PAT	FG	S	TP
Breech	0	0	0	0	31-31	19-27	0	88
Fenner	8	7	1	0	-	-	0	48
Ball	4	2	2	0	-	-	0	24
McGee	3	0	3	0	-	-	0	18
Query	3	0	3	0	-	-	0	18
Green	2	2	0	0	-	-	0	12
Holman	2	0	2	0	-	-	0	12
Pickens	2	0	1	1	-	-	0	12
Thompson	2	0	2	0	-	-	0	12
Bentley	1	0	0	1	-	-	0	6
Brennan	1	0	1	0	-	-	0	6
Francis	1	0	0	1	-	-	0	6
Stegall	1	0	1	0	-	-	0	6
Vinson	1	0	0	1	-	-	0	6
Johnson	0	0	0	0	-	0-1	0	0
Bengals	31	11	16	4	31-31	19-28	0	274
Opponents	44	15	24	5	44-44	18-30	1	364

PASSING	Yds			Cmp		Yds		TD		Int		Sack-		Ra
	Att	Cmp	Yds	Cmp	Att	TD	Yds	Int	Lg	Lost	Att	Yds		
Esiason	278	144	1407	51.8	5.06	11	4.0	15	5.4	38	19-150	57	6	
Klingler	98	47	530	48.0	5.41	3	3.1	2	2.0	83t	18-146	66	7	
Hollas	58	35	335	60.3	5.78	2	3.4	0	0.0	24t	8-45	87	7	
Bresch	1	1	12	100.0	12.00	0	0.0	0	0.0	12	0-0	116	0	
Bengals	435	227	2284	52.2	5.25	16	3.7	17	3.9	83t	45-341	63	4	
Ongqnets	489	288	3620	58.9	7.40	24	4.9	16	3.3	47	45-294	84	3	

USUAL STARTERS

OFFENSE		DEFENSE	
WR	Tim McGee	LE	Lamar Rogers
LT	Anthony Munoz,	NT	Tim Krumrie
	Kevin Sargent	RE	Alonzo Miltz
LG	Bruce Kozerski	LOLB	James Francis
C	Mike Arthur	LILB	Ricardo McDonald
RG	Jon Melander	RILB	Gary Reasons
RT	Joe Walter	ROLB	Daniel Stubbs
TE	Rodney Holman	LCB	Rod Jones
WR	Carl Pickens	RCB	Eric Thomas
QB	Boomer Esiason	SS	David Fulcher
HB	Harold Green	FS	Darryll Williams
FB	Eric Ball		

FIELD GOAL ATTEMPTS BY GAME-cont'd:

Opponents: (40G) (52N, 27B, 59N) (32N, 37G, 47N) (-) (39G) (21G, 45N, 27G) (27G, 47N) (39G, 47N, 52N) (27N, 42G, 36N) (35G, 27G, 20G, 29G, 49N) (34G, 30G, 27G, 21G, 48G) (27G) (-)

DEFENSE*				Sks-	PD	FF	FR-
Player	ST	AT	TT	Yds	PD	FF	FR-
Krumrie	71	26	97	4-21	2	2	1-0
McDonald	71	23	94	0-0	4	0	1-4
D. Williams	70	8	76	2-16	13	2	1-0
Fulcher	56	16	72	1-10	9	0	0-0
Jones	54	9	63	0-0	17	0	0-0
A. Williams	39	5	44	10-70	4	3	0-0
Rogers	33	10	43	4-28.5	0	2	0-0
Thomas	40	2	42	0-0	11	1	0-0
Dixon	37	5	42	0-0	6	0	0-0
Francis	33	6	39	6-28	11	3	2-3
Reasons	32	6	38	0-0	0	1	0-0
Mitz	19	16	35	3-23.5	1	1	2-0
Bussey	24	8	32	0-0	4	0	0-0
Stubbs	24	8	32	9-64	0	1	1-0
Walker	16	12	28	0-0	0	0	0-0
Vinson	18	4	22	1-15	0	2	1-22
Wheeler	17	4	21	0-0	3	0	0-0
Frier	13	2	15	0-0	3	0	0-0
Bennett	14	0	14	0-0	3	0	0-0
Gordon	13	1	14	1-7	1	1	1-0
Shaw	12	2	14	0-0	1	0	0-0
Ridgle	7	0	7	3-9	0	0	0-0
Kirk	6	1	7	0-0	1	0	0-0
Bentley	4	1	5	0-0	0	0	1-75
Price	4	0	4	0-0	0	0	0-0
Nix	1	0	1	1-2	0	0	0-0

SPECIAL TEAMS*

Player	ST	AT	TT	FF	Yds	BP	BFG	EXP
Kirk	12	1	13	1	0-0	0	0	0
Shaw	5	2	7	0	0-0	0	0	0
Thompson	5	1	6	0	0-0	0	0	0
Stegall	5	1	6	0	0-0	0	0	0
Dixon	4	2	6	0	0-0	0	0	0
Wheeler	4	2	6	0	0-0	0	0	0
Bennett	5	0	5	0	1-0	0	0	0
D. Williams	3	2	5	0	0-0	0	0	0
Vinson	3	1	4	0	0-0	0	0	0
Ball	3	0	3	0	2-0	1	0	0
McDonald	3	0	3	0	0-0	0	0	0
Gordon	2	1	3	0	0-0	0	0	0
Miles	2	0	2	0	0-0	0	0	0
Francis	1	0	1	0	0-0	0	0	0
Fulcher	1	0	1	0	0-0	0	0	0
Johnson	1	0	1	0	0-0	0	0	0
Mitz	1	0	1	0	0-0	0	0	0
Nix	1	0	1	0	0-0	0	0	0
Reasons	1	0	1	0	0-0	0	0	0
Robinson	1	0	1	0	0-0	0	0	0
Thomason	1	0	1	0	0-0	0	0	0
Walker	1	0	1	0	0-0	0	0	0
Thomas	0	0	0	0	0-0	0	1	0

MISCELLANEOUS DEFENSES

Player	ST	AT	TT	FF	FR-Yds
Green	3	0	3	0	0-0
Pickens	3	0	3	0	0-0
Holman	2	0	2	0	0-0
Eslason	1	0	1	0	0-0
Kozerski	1	0	1	0	0-0
McGee	1	0	1	0	0-0
Querv	1	0	1	0	0-0

*Press box statistics

(continued)

1993 FINAL STATISTICS (3-13-0)

Date	W/L	Score	Opponent	Att	RUSHING	No	Yds	Avg	Lg	TD
Sept. 5	L	14-27	at Cleveland	75,508	Green	215	589	2.7	25	0
Sept. 12	L	6-9	Indianapolis	50,299	Fenner	121	482	4.0	26	1
Sept. 19	L	7-34	at Pittsburgh	53,682	Klingler	41	282	6.9	29	0
Sept. 26	L	10-19	Seattle	46,880	Miles	22	56	2.5	15	1
Oct. 10	L	15-17	at Kansas City	75,394	Schroeder	10	41	4.1	20	0
Oct. 17	L	17-28	Cleveland	55,647	Ball	8	37	4.6	18	1
Oct. 24	L	12-28	at Houston	50,039	Query	2	13	6.5	8	0
Nov. 7	L	16-24	Pittsburgh	51,202	Robinson	1	6	6.0	6	0
Nov. 14	L	3-38	Houston	42,347	Benjamin	3	5	1.7	2	0
Nov. 21	L	12-17	at N.Y. Jets	64,264	Bengals	423	1511	3.6	29	3
Nov. 28	W	16-10	L.A. Raiders	43,272	Opponents	521	2220	4.3	381	15
Dec. 5	L	8-21	at San Francisco	60,039						
Dec. 12	L	2-7	at New England	29,794						
Dec. 19	W	15-3	L.A. Rams	36,612	Query	56	654	11.7	51	4
Dec. 26	W	21-17	Atlanta	27,014	Fenner	48	427	8.9	40	0
Jan. 2	L	13-20	at New Orleans	58,036	McGee	44	525	11.9	37	0

TEAM STATISTICS		Bengals	Opponents
TOTAL FIRST DOWNS		239	306
Rushing		89	134
Passing		133	159
Penalty		17	13
3rd Down: Made-Att.		80-232	85-212
3rd Down Pct.		34.5	40.1
4th Down: Made-Att.		10-26	7-11
4th Down Pct.		38.5	63.6
POSSESSION AVG.		28:58	31:02
TOTAL NET YARDS		4052	5018
Avg. Per Game		253.3	313.6
Total Plays		986	1000
Avg. Per Play		4.1	5.0
NET YARDS RUSHING		1511	2220
Avg. Per Game		94.4	138.8
Total Rushes		423	521
NET YARDS PASSING		2541	2798
Avg. Per Game		158.8	174.9
Sacked-Yards Lost		53-289	22-154
Gross Yards		2830	2952
Att.-Completions		510-272	457-251
Completion Pct.		53.3	54.9
Had Intercepted		11	12
PUNTS-AVG.		90-43.9	74-42.2
Net Punting Avg.		36.6	36.2
PENALTIES-YARDS		105-773	73-567
FUMBLES-BALL LOST		24-9	22-14
TOUCHDOWNS		16	37
Rushing		3	15
Passing		11	20
Returns		2	2

Score by Periods	1	2	3	4	OT	Tot
Bengals	41	74	18	54	-	187
Opponents	42	119	63	95	-	319

SCORING	TD-Ru	Rc-Rt	PAT	FG	S	TP		
Pellrey	0	0	0	13-16	24-31	0	85	
Pickens	6	0	6	0	—	0	36	
Query	4	0	4	0	—	0	24	
Ball	1	1	0	0	—	0	6	
Brim	1	0	0	1	—	0	6	
Fenner	1	1	0	0	—	0	6	
Miles	1	1	0	0	—	0	6	
Thompson	1	0	1	0	—	0	6	
D. Williams	1	0	0	1	—	0	6	
A. Williams	0	0	0	0	—	1	2	
TEAM	0	0	0	0	—	2	4	
Bengals	16	3	11	2	13-16	24-31	3	187
Opponents	37	15	20	2	37-37	20-28	0	319

PUNTING	No	Yds	Avg	Net	Yds	In	20	Yds	Lg	B
L. Johnson	90	3954	43.9	36.6	12	24	60	0	0	0
Bengals	90	3954	43.9	36.6	12	24	60	0	0	0
Opponents	74	3123	42.2	36.2	6	20	72	0	0	0

PUNT RETURNS	Ret	FC	Yds	Avg	Lg	TD
Robinson	43	6	305	7.1	36	0
Pickens	4	2	16	4.0	9	0
Simmons	1	0	0	0.0	0	0
Bengals	48	8	321	6.7	36	0
Opponents	47	13	416	8.9	39	0

KICKOFF RETURNS	No	Yds	Avg	Lg	TD
Robinson	30	567	18.9	42	0
Ball	23	501	21.8	45	0
Benjamin	4	78	19.5	24	0
Miles	4	65	16.3	24	0
Shaw			1 fair catch		
Bengals	61	1211	19.9	45	0
Opponents	38	831	21.9	66	0

FIELD GOALS	1-19	20-29	30-39	40-49	50+
Pellrey	0-0	8-8	6-10	8-10	2-3
Bengals	0-0	8-8	6-10	8-10	2-3
Opponents	0-0	3-5	11-13	5-8	1-2

FIELD GOAL ATTEMPTS BY GAME:
 Pellrey: (-) (35G, 23G, 35N) (44N) (34N, 38N, 23G)
 (23G, 24G, 42G, 47G, 34G) (49G) (53G, 50G) (32G)
 (46G) (28G) (45G, 33N, 34G, 44G) (48G, 39G) (-)
 (43G, 44N, 28G, 52N, 25G) (-) (22G, 31G).

USUAL STARTERS

OFFENSE	DEFENSE
WR Jeff Query	LE John Copeland
LT Tom Scott	NT Tim Krumrie
LG Ken Moyter	RE George Hinkle
C Bruce Kozerski	LOLB James Francis
RG Tom Rayam	LILB Eric Shaw,
RT Joe Walter	Steve Tovar
TE Tony McGee	RILB Ricardo McDonald
WR Carl Pickens	ROLB Alfred Williams
QB David Klingler	LCB Mike Brim
HB Harold Green	RCB Rod Jones
FB Derrick Fenner	SS Lance Gunn
	FS Darryl Williams

FIELD GOAL ATTEMPTS BY GAME-cont'd:
 Opponents: (28G, 34G) (53G, 31G, 39N, 42G)
 (33G, 34G) (32G, 35G, 23G, 35G) (37G) (-) (-) (23G)
 (39G) (42G) (41N, 44N, 31N, 48N, 34G) (-) (27N)
 (26N, 32G) (49G) (54N, 43G, 49G).

DEFENSE*	ST	AT	TT	Sks- Yds	PD	FF	FR- Yds
D. Williams	95	28	123	2-25	12	1	1-0
McDonald	87	15	102	1-5	2	1	0-0
Tovar	72	13	85	0-0	5	0	1-0
Krumrie	58	20	78	3-23	2	1	0-0
R. Jones	46	7	53	0-0	10	1	1-0
Brim	41	8	49	0-0	8	1	1-0
Shaw	38	11	49	0-0	1	0	1-0
Copeland	43	5	48	3-18	0	2	0-0
Francis	35	6	41	2-16	7	0	1-0
Vinson	27	5	32	0-0	2	1	3-0
Wheeler	22	7	29	0-0	1	0	0-0
A. Williams	22	7	29	4-28	3	1	0-0
Gunn	25	3	28	0-0	5	0	1-0
Gordon	23	3	26	0-0	2	0	0-0
Stubbs	20	4	24	5-31	0	0	1-0
Frier	17	4	21	1-0	1	0	0-0
Hinkle	10	6	16	1-8	1	0	0-0
Grant	11	0	11	0-0	1	0	0-0
Simmons	9	0	9	0-0	5	0	0-0
Parten	5	3	8	0-0	2	0	0-0
White	5	3	8	0-0	2	0	1-0
Nix	5	0	5	0-0	1	0	0-0
Kors	0	2	2	0-0	0	0	0-0
Carpenter	1	0	1	0-0	0	0	0-0
McGill	1	0	1	0-0	0	0	0-0

SPECIAL TEAMS*	Player	ST	AT	TT	FF	FR-Yds	BP	BFG	BXP
Tovar	11	1	12	0	0	0-0	0	0	0
Kirk	5	4	9	0	0	0-0	0	0	0
Ball	7	1	8	0	0	0-0	0	0	0
Wheeler	6	1	7	1	0	0-0	0	0	0
Kors	5	1	6	0	0	0-0	0	0	0
Vinson	5	1	6	0	0	0-0	1	0	0
McDonald	5	0	5	0	0	0-0	0	0	0
Stegall	4	1	5	0	0	0-0	0	0	0
Smith	4	0	4	0	0	0-0	0	0	0
Carpenter	3	1	4	0	0	0-0	0	0	0
Gordon	3	1	4	0	0	0-0	0	0	0
Francis	3	0	3	0	0	0-0	0	0	0
Simmons	3	0	3	0	0	0-0	0	0	0
Miles	2	1	3	0	0	0-0	0	0	0
Shaw	2	1	3	0	0	0-0	0	0	0
Grant	2	0	2	0	0	0-0	0	0	0
L. Johnson	2	0	2	1	0	0-0	0	0	0
McGee	2	0	2	0	0	0-0	0	0	0
McGill	2	0	2	0	0	0-0	0	0	0
White	2	0	2	0	0	0-0	0	0	0
D. Williams	0	2	2	0	0	1-0	0	0	0
Carroll	1	0	1	0	0	0-0	0	0	0
Pickens	1	0	1	0	0	0-0	0	0	0
Rembert	1	0	1	0	0	0-0	0	0	0
R. Jones	0	1	1	0	0	0-0	0	0	0
Thompson	0	1	1	0	0	0-0	0	0	0

MISCELLANEOUS DEFENSE*	Player	ST	AT	TT	FF	FR-Yds
Kozerski	1	0	1	0	0	0-0
Robinson	1	0	1	0	0	0-0
Stegall	1	0	1	0	0	0-0
Thomason	1	0	1	0	0	0-0

*Press box statistics

1994 FINAL STATISTICS (3-13-0)

Date	W/L	Score	Opponent	Att	RUSHING	No	Yds	Avg	Lg	TD
Sept. 4	L	20-28	Cleveland	52,778	Fenner	141	468	3.3	21	1
Sept. 11	L	10-27	at San Diego	53,217	Broussard	94	403	4.3	37	2
Sept. 18	L	28-31	New England	46,640	Green	76	223	2.9	22	1
Sept. 25	L	13-20	at Houston	44,253	Blake	37	204	5.5	16	1
Oct. 2	L	7-23	Miami	55,056	Scott	10	106	10.6	23	0
Oct. 16	L	10-14	at Pittsburgh	55,353	Coltrane	26	85	3.3	13	0
Oct. 23	L	13-37	at Cleveland	77,588	Klingler	17	85	5.0	15	0
Oct. 30	L	20-23	Dallas	57,096	Ball	2	0	0.0	1	0
Nov. 6	W	20-17*	at Seattle	46,630	Ti, McGee	1	-18	-18.0	-18	0
Nov. 13	W	34-31	Houston	54,908	Bengals	404	1556	3.9	37	5
Nov. 20	L	13-17	Indianapolis	55,566	Opponents	517	1906	3.7	40	16
Nov. 27	L	13-15	at Denver	69,714	RECEIVING	No	Yds	Avg	Lg	TD
Dec. 4	L	15-38	Pittsburgh	53,401	Pickens	71	1127	15.9	70	11
Dec. 11	L	20-27	at N.Y. Giants	67,530	Scott	46	866	18.8	76	5
Dec. 18	L	7-28	at Arizona	50,110	To, McGee	40	492	12.3	54	1
Dec. 24	W	33-30	Philadelphia	39,923	Fenner	36	276	7.7	29	1

*Overtime

TEAM STATISTICS	Bengals	Opponents
TOTAL FIRST DOWNS	267	310
Rushing	84	126
Passing	158	168
Penalty	25	16
3rd Down: Made-Att.	66-213	92-231
3rd Down Pct.	31.0	39.8
4th Down: Made-Att.	12-22	4-8
4th Down Pct.	54.5	50.0
POSSESSION AVG.	27:11	32:49
TOTAL NET YARDS	4792	5154
Avg. Per Game	299.5	322.1
Total Plays	990	1053
Avg. Per Play	4.8	4.9
NET YARDS RUSHING	1556	1906
Avg. Per Game	97.3	119.1
Total Rushes	404	517
NET YARDS PASSING	3236	3248
Avg. Per Game	202.3	203.0
Sacked-Yards Lost	44-305	31-210
Gross Yards	3541	3458
Att.-Completions	542-289	505-294
Completion Pct.	53.3	58.2
Had Intercepted	19	10
PUNTS-AVG.	80-43.3	87-40.6
Net Punting Avg.	35.3	34.4
PENALTIES-YARDS	90-618	99-861
FUMBLES-BALL LOST	31-22	26-8
TOUCHDOWNS	27	45
Rushing	5	16
Passing	21	22
Returns	1	7

Score by Periods	1	2	3	4	OT	Tot
Bengals	58	66	53	96	3	276
Opponents	85	149	79	93	0	406

SCORING	Td	Rc	Rt	K-PAT	FG	S	TP
Pelfrey	0	0	0	0	24-25	28-33	0 108
Pickens	11	0	11	0	-	-	0 66
Scott	5	0	5	0	-	-	0 30
Broussard	2	2	0	0	-	-	0 14
Fenner	2	1	1	0	-	-	0 12
Green	2	1	0	0	-	-	0 12
Blake	1	1	0	0	-	-	0 8
Coltrane	1	0	1	0	-	-	0 6
Ti, McGee	1	0	1	0	-	-	0 6
To, McGee	1	0	1	0	-	-	0 6
Sawyer	1	0	0	1	-	-	0 6
A. Williams	0	0	0	0	-	-	1 2
Bengals	27	5	21	1	24-25	28-33	1 276
Opponents	45	16	22	7	41-41	31-35	0 406

*Includes a two-point conversion.

Two-point conversions: Blake, Broussard.
Bengals 2-2; Opponents 1-4.

PASSING	Att	Cmp	Yds	Cmp %	Yds/Att	TD	Int	Lg	Sack-Lost	Rat
Blake	306	156	2154	51.0	7.04	14	4.6	9	2.9	76
Klingler	231	131	1327	56.7	5.74	6	2.6	9	3.9	56
Hollas	2	0	0	0.0	0.00	0	0.0	1	50.0	0
Broussard	1	0	0	0.0	0.00	0	0.0	0	0.0	0
L. Johnson	1	1	7	100.0	7.00	1	100.0	0	0.0	71
Scott	1	1	53	100.0	53.00	0	0.0	0	0.0	53
Bengals	542	289	3541	53.3	6.53	21	3.9	19	3.5	76
Opponents	505	294	3458	58.2	6.85	22	4.4	10	2.0	81

USUAL STARTERS

OFFENSE	DEFENSE
WR Carl Pickens	LE John Copeland
LT Kevin Sargent	LDT Keith Rucker
LG Dave Cadigan	RDT Dan Wilkinson
C Darriek Brizl	RE Alfred Williams
RG Ken Moyer	LLB James Francis
RT Bruce Kozerski	MLB Steve Tovar
TE Tony McGee	RLB Ricardo McDonald
WR Darnay Scott	LCB Mike Brim
QB Jeff Blake	RCB Rod Jones
HB Harold Green	SS Louis Oliver
FB Derrick Fenner	FS Darryl Williams

FIELD GOAL ATTEMPTS BY GAME-Cor'd:
Opponents: (19G, 22G) (37G, 26G) (43G, 24G, 28G, 35G) (45G, 24G) (28G, 27G, 32G) (-) (45G, 27G, 35G) (38G, 37G, 43G, 38G) (23G) (34G) (35G) (34G, 33G, 45N, 37G, 44N) (41G) (52G, 33G) (51N) (36G, 23G, 35G).

DEFENSE*	ST	AT	TT	Sks-Yds	PD	FF	FR
Player	ST	AT	TT	Sks-Yds	PD	FF	FR
Tovar	95	27	122	3-23	3	3	2-0
D. Williams	87	15	102	1-7	8	2	2-0
Francis	88	13	101	4-35	6	3	0-0
Rod Jones	67	8	75	0-0	8	0	0-0
Oliver	53	10	63	1-10	10	0	0-0
Rucker	52	6	58	2-12	2	1	0-0
Brim	44	4	48	0-0	15	0	1-1
A. Williams	40	8	48	9-56	1	1	0-0
Krumrie	38	9	47	1-8	1	0	1-0
McDonald	30	15	45	1-3	0	1	0-0
Wilkinson	37	7	44	5-37	1	0	0-0
Copeland	36	5	41	1-6	1	1	0-0
Vinson	29	5	34	0-0	0	1	0-0
Sawyer	26	5	31	0-0	13	0	1-0
Parten	16	4	20	0-0	2	0	0-0
Stephens	9	4	13	0-0	1	0	0-0
Rog. Jones	5	2	7	1-16	0	0	0-0
Braxton	3	2	5	0-0	0	0	0-0
Wallerstedt	3	2	5	0-0	0	0	0-0
J. Johnson	3	1	4	0-0	0	0	0-0
Smith	2	0	2	0-0	0	0	0-0
von Oelhofen	2	0	2	0-0	0	0	0-0
Shaw	1	1	2	0-0	0	0	0-0
Walker	1	1	2	0-0	1	0	0-0
Stallings	1	0	1	0-0	0	0	0-0

SPECIAL TEAMS*	ST	AT	TT	FF	Yds	BP	BFG	BXP
Player	ST	AT	TT	FF	Yds	BP	BFG	BXP
Coltrane	10	2	12	0	0-0	0	0	0
Hardy	10	2	12	0	1-0	1	0	0
Ball	9	3	12	0	0-0	0	0	0
Rog. Jones	11	0	11	1	0-0	0	0	0
Stephens	8	1	9	0	0-0	0	0	0
Wallerstedt	8	0	8	0	0-0	0	0	0
Truitt	4	2	6	0	0-0	0	0	0
Braxton	5	0	5	0	0-0	0	0	0
Tovar	5	0	5	0	0-0	0	0	0
Jefferson	4	1	5	0	0-0	0	0	0
Sawyer	4	0	4	0	0-0	0	0	0
Vinson	4	0	4	0	0-0	0	0	0
J. Johnson	3	0	3	0	0-0	0	0	0
D. Williams	3	0	3	0	0-0	0	0	0
McDonald	1	2	3	0	0-0	0	0	0
L. Johnson	2	0	2	0	0-0	0	0	0
Duckett	1	0	1	0	0-0	0	0	0
Parten	1	0	1	0	0-0	0	0	0
Sadowski	1	0	1	0	0-0	0	0	0
Walker	1	0	1	0	0-0	0	0	0
Frisch	0	1	1	0	0-0	0	0	0

MISCELLANEOUS DEFENSE*

Player	ST	AT	TT	FF	FR-Yds
Brizl	3	0	3	0	0-0
To, McGee	3	0	3	0	0-0
Ball	1	0	1	0	0-0
Broussard	1	0	1	0	0-0
Dennis	1	0	1	0	0-0
Fenner	1	0	1	0	0-0
Ti, McGee	1	0	1	0	0-0
Pickens	1	0	1	0	0-0
Sargent	1	0	1	0	0-0
Scott	1	0	1	0	0-0

*Press box statistics

1995 FINAL STATISTICS (7-9-0)

Date	W/L	Score	Opponent	Alt	RUSHING	No	Yds	Avg	Lg	TD
Sept. 3	W	24-21*	at Indianapolis	42,445	Green	171	661	3.9	23t	2
Sept. 10	W	24-17	Jacksonville	48,318	Bieniemy	98	381	3.9	27	3
Sept. 17	L	21-24	at Seattle	39,492	Blake	53	309	5.8	30	2
Sept. 24	L	28-38	Houston	46,332	Cotthran	16	62	3.9	15	0
Oct. 1	L	23-26	Miami	52,671	Joseph	16	40	2.5	8	0
Oct. 8	L	16-19	at Tampa Bay	41,732	Scott	5	11	2.2	9	0
Oct. 19	W	27-9	at Pittsburgh	56,684	Pickens	1	6	6.0	6	0
Oct. 29	L	26-29*	Cleveland	58,639	Burns	1	1	1.0	1	0
Nov. 5	L	17-20	Oakland	51,265	Hill	1	-3	-3.0	-3	0
Nov. 12	W	32-25	at Houston	32,998	Dunn	1	-13	-13.0	-13	0
Nov. 19	L	31-49	Pittsburgh	54,636	Johnson	1	-16	-16.0	-16	0
Nov. 26	W	17-13	at Jacksonville	68,249	Bengals	364	1439	4.0	30	7
Dec. 3	L	10-24	at Green Bay	60,318	Opponents	483	2104	4.4	38	10
Dec. 10	W	16-10	Chicago	38,642	RECEIVING					
Dec. 17	L	10-26	at Cleveland	55,875	No	Yds	Avg	Lg	TD	
Dec. 24	W	27-24	Minnesota	34,568	Pickens	99	1234	12.5	68t	17

*Overtime

TEAM STATISTICS	Bengals	Opponents
TOTAL FIRST DOWNS	288	355
Rushing	76	117
Passing	184	215
Penalty	28	23
3rd Down: Made-Alt.	72-205	107-243
3rd Down Pct.	35.1	44.0
4th Down: Made-Alt.	10-19	8-15
4th Down Pct.	52.6	53.3
POSSESSION AVG.	26:57	33:03
TOTAL NET YARDS	5192	6349
Avg. Per Game	324.5	396.8
Total Plays	975	1127
Avg. Per Play	5.3	5.6
NET YARDS RUSHING	1439	2104
Avg. Per Game	89.9	131.5
Total Rushes	364	483
NET YARDS PASSING	3753	4245
Avg. Per Game	234.6	265.3
Sacked-Yards Lost	25-162	42-267
Gross Yards	3915	4512
Att.-Completions	586-334	602-364
Completion Pct.	57.0	60.5
Had Intercepted	18	12
PUNTS-AVG.	70-41.6	64-38.4
Net Punting Avg.	38.3	33.3
PENALTIES-YARDS	103-835	116-1143
FUMBLES-BALL LOST	23-14	27-12
TOUCHDOWNS	37	37
Rushing	7	10
Passing	29	25
Returns	1	2

Score by Periods	1	2	3	4	OT	Tot
Bengals	52	99	93	102	3	349
Opponents	70	131	56	114	3	374

SCORING	Td-R	Rc-Rt	K-PAT	FG	S	TP
Pelfrey	0	0	0	34-34	29-36	0 121
Pickens	17	0	17	0	0	0 102
Scott	5	0	5	0	0	0 30
To. McGee	4	0	4	0	0	0 24
Bieniemy	3	3	0	0	0	0 18
Green	3	2	1	0	0	0 18
Blake	2	2	0	0	0	0 114
Dunn	1	0	1	0	0	0 6
Rog. Jones	1	0	0	1	0	0 6
Tuten	1	0	0	1	0	0 6
Williams	0	0	0	0	0	0 1
TEAM	0	0	0	0	0	0 1
Bengals	37	7	29	1	34-34	29-36 2 349
Opponents	37	25	2	34-34	38-49	0 374

*Includes a two-point conversion.

Two-point conversions: Blake. Bengals 1-3; Opponents 2-3.

PASSING	Att	Cmp	Yds	%	A/T	TD	TD %	Int	%	Lg	Sack-Lost	Rat
Blake	567	326	3822	57.5	6.74	28	4.9	17	3.0	88t	24-152	82.1
Klingler	15	7	88	46.7	5.87	1	6.7	1	6.7	33	1-10	59.9
Bieniemy	2	0	0	0.0	0.00	0	0.0	0	0.0	0	0-0	39.6
Johnson	1	1	5	100.0	5.00	0	0.0	0	0.0	5	0-0	87.5
Dunn	1	0	0	0.0	0.00	0	0.0	0	0.0	0	0-0	39.6
Bengals	586	334	3915	57.0	6.68	29	4.9	18	3.1	88t	25-162	81.1
Opponents	602	364	4512	60.5	7.50	25	4.2	12	2.0	71t	42-267	89.2

USUAL STARTERS

OFFENSE	DEFENSE
WR Carl Pickens	LE John Copeland
LT Kevin Sargent	LDT Dan Wilkinson
LG Scott Brumfield	RD Keith Rucker
C Darrick Britz	RE Artie Smith
RG Bruce Kozerski	LLB James Francis
Todd Kalis	MLB Steve Tovar
RT Joe Walter	LB Ricardo McDonald
TE Tony McGee	LCB Roger Jones
WR Darnell Scott	RCB Corey Sawyer
QB Jeff Blake	Rod Jones
HB Harold Green	SS Bracey Walker
FB Jeff Cotthran	FS Darryl Williams

FIELD GOAL ATTEMPTS BY GAME-cont'd:
Opponents: (27G, 40G, 42N) (29G) (53N, 38G) (41G) (21G, 46G, 36G, 35G) (25G, 47N, 27G, 45N, 33G, 53G) (39N, 36N, 25G, 28G, 38G) (44G, 25G, 36G, 38G, 28G) (37G, 50N, 46G) (40G, 34G, 34G, 23G) (50G, 26G) (41N, 47B, 36G, 39G) (41G) (27G) (37G, 42G, 19G, 35G) (20G, 38N, 25N).

DEFENSE*	ST	AT	TT	FF	FR
Tovar	77	22	99	1-1	5 2 0-0
Williams	78	20	98	1-9	10 0 3-0
Rog. Jones	75	11	86	2-8	11 2 0-0
Walker	60	25	85	0-0	13 1 2-9
Francis	55	10	65	3-27	6 1 0-0
McDonald	47	17	64	5-17	1 1 1-0
A. Collins	50	12	62	4-30	6 0 0-0
Copeland	53	8	61	9-61	4 2 0-0
Sawyer	49	4	53	2-22	17 2 0-0
Smith	38	6	44	2-4	2 0 0-0
Rucker	32	10	42	2-8	0 1 0-0
Wilkinson	30	10	40	8-48	1 1 0-0
Rod Jones	38	1	39	0-0	9 0 1-0
Wheeler	21	7	28	0-0	5 0 0-0
Wallerstedt	20	2	22	0-0	1 0 0-0
Shade	14	2	16	0-0	1 0 0-0
Stallings	14	2	16	1-18	0 1 1-0
Shelling	15	0	15	0-0	1 0 0-0
von Oelhoffen	7	1	8	0-0	1 0 0-0
Oglesby	3	1	4	1-3	0 0 0-0
Hardy	3	0	3	0-0	0 0 0-0
Kelly	3	0	3	1-11	1 0 1-0
Parlen	1	2	3	0-0	0 0 0-0
Brim	2	0	2	0-0	0 0 0-0
Jefferson	1	0	1	0-0	0 0 0-0

SPECIAL TEAMS*	ST	AT	TT	FF	FR
Williams	10	4	14	0-0	1 0 0-0
Hardy	9	1	10	0-0	0 0 0-0
Joseph	8	1	9	0-0	0 0 0-0
Rog. Jones	8	0	8	0-0	0 0 0-0
A. Collins	7	1	8	0-0	0 0 0-0
Jefferson	4	4	8	1-6	0 0 0-0
Dunn	6	1	7	0-0	0 0 0-0
Shelling	6	1	7	1-0	0 0 0-0
Wheeler	6	1	7	1-0	0 0 0-0
Bieniemy	5	1	6	1-0	0 0 0-0
Shade	4	1	5	0-0	0 0 0-0
Wallerstedt	4	0	4	0-0	0 0 0-0
Hill	3	0	3	0-0	0 0 0-0
Pelfrey	2	0	2	0-0	0 0 0-0
Truitt	1	1	2	0-0	0 0 0-0
Neal	1	0	1	0-0	0 0 0-0
Walker	1	0	1	0-0	0 0 0-0
Cotthran	0	1	1	0-0	0 0 0-0
Copeland	0	0	0	0-0	0 0 1 0

MISCELLANEOUS DEFENSE*

Player	ST	AT	TT	FF	FR
Pickens	4	0	4	0	0-0
Scott	2	0	2	0	0-0
Blake	1	0	1	0	0-0
Dunn	1	0	1	0	0-0
Green	1	0	1	0	0-0
Hill	1	0	1	0	0-0
Joseph	1	0	1	0	0-0
Tuten	1	0	1	0	0-0
Walter	1	0	1	0	0-0

*Press box statistics

1996 FINAL STATISTICS (8-8-0)

Date	W/L	Score	Opponent	Alt
Sept. 1	L	16-26	at St. Louis	62,659
Sept. 8	L	14-27	at San Diego	55,880
Sept. 15	W	30-15	New Orleans	45,412
Sept. 29	L	10-14	Denver	51,798
Oct. 6	L	27-30*	Houston	44,680
Oct. 13	L	10-20	at Pittsburgh	58,875
Oct. 20	L	21-28	at San Francisco	63,218
Oct. 27	W	28-21	Jacksonville	45,890
Nov. 3	W	24-21	at Baltimore	60,743
Nov. 10	W	34-24	Pittsburgh	57,265
Nov. 17	L	17-31	at Buffalo	75,549
Nov. 24	W	41-31	Atlanta	44,868
Dec. 1	L	27-30	at Jacksonville	57,408
Dec. 8	W	21-14	Baltimore	43,022
Dec. 15	W	21-13	at Houston	15,131
Dec. 22	W	31-24	Indianapolis	49,389

*Overtime

TEAM STATISTICS		Bengals	Opponents
TOTAL FIRST DOWNS		332	317
Rushing		114	109
Passing		190	196
Penalty		28	12
3rd Down: Made-Att.	102-236	94-214	
3rd Down Pct.	43.2	43.9	
4th Down: Made-Att.	5-12	8-13	
4th Down Pct.	41.7	61.5	
POSSESSION AVG.	31:33	28:27	
TOTAL NET YARDS	5225	5469	
Avg. Per Game	326.6	341.8	
Total Plays	1088	1047	
Avg. Per Play	4.8	5.2	
NET YARDS RUSHING	1793	1643	
Avg. Per Game	112.1	102.7	
Total Rushes	478	444	
NET YARDS PASSING	3432	3826	
Avg. Per Game	214.5	239.1	
Sacked-Yards Lost	47-294	32-202	
Gross Yards	3726	4028	
Att.-Completions	563-316	571-319	
Completion Pct.	56.1	55.9	
Had Intercepted	16	34	
PUNTS-AVERAGE	82-44.3	61-44.4	
Net Punting Avg.	34.0	38.5	
NET YARDS-YARDS	90-678	102-768	
FUMBLES-BALL LOST	19-9	16-10	
TOUCHDOWNS	43	42	
Rushing	14	15	
Passing	25	22	
Returns	4	5	

Score by Periods	1	2	3	4	OT	Tot
Bengals	57	111	65	139	0	372
Opponents	67	105	86	108	3	369

SCORING	TD	R	FC	Rt	K-PAT	FG	S	TP
Pellrey	0	0	0	0	41-41	23-28	0	110
Pickens	12	0	12	0	-	-	0	74
Carter	9	8	1	0	-	-	0	54
Scott	5	0	5	0	-	-	0	30
McGee	4	0	4	0	-	-	0	24
Bleniemy	2	2	0	0	-	-	0	12
Blake	2	2	0	0	-	-	0	12
Dunn	2	0	1	1	-	-	0	12
Hearst	1	0	1	0	-	-	0	8
Ambrose	1	0	0	1	-	-	0	6
Cotran	1	1	0	0	-	-	0	6
Francis	1	0	0	1	-	-	0	6
Hudson	1	0	0	0	-	-	0	6
Milne	1	0	0	0	-	-	0	6
Spencer	1	0	0	1	-	-	0	6
Bengals	43	14	25	4	41-41	23-28	0	372
Opponents	42	15	22	5	40-40	25-30	0	369

*Includes a two-point conversion.
Two-point conversions: Hearst, Pickens. Bengals 2-2; Opponents 1-2.

RUSHING	No	Yds	Avg	Lg	TD
Hearst	225	847	3.8	24	0
Blake	72	317	4.4	18	2
Bleniemy	56	269	4.8	33†	2
Carter	91	264	2.9	31†	8
Cotran	15	44	2.9	9	1
Wilhelm	6	24	4.0	16	0
Milne	8	22	2.8	5	1
Scott	3	4	1.3	8	0
Pickens	2	2	1.0	2	0
Bengals	478	1793	3.8	33†	14
Opponents	444	1643	3.7	45†	15

RECEIVING	No	Yds	Avg	Lg	TD
Pickens	100	1180	11.8	61†	12
Scott	58	833	14.4	50†	5
McGee	38	446	11.7	22	4
Dunn	32	509	15.9	40	1
Bleniemy	32	272	8.5	42	0
Carter	22	169	7.7	20	1
Hearst	12	131	10.9	40	1
Battaglia	8	79	9.9	17	0
Cotran	7	49	7.0	14	0
Milne	3	29	9.7	15	0
Sadowski	3	15	5.0	8	0
Hudson	1	14	14.0	14†	1
Bengals	316	3726	11.8	61†	25
Opponents	319	4028	12.6	57	22

INTERCEPTIONS	No	Yds	Avg	Lg	TD
Ambrose	8	63	7.9	31†	1
Spencer	5	48	9.6	34	0
Tovar	4	42	10.5	24	0
Francis	3	61	20.3	42†	1
Walker	2	35	17.5	35	0
Myers	2	10	5.0	10	0
Rode, Jones	2	2	1.0	2	0
Orlando	2	0	0.0	0	0
Sawyer	2	0	0.0	0	0
Rog, Jones	1	30	30.0	30	0
Dixon	1	10	10.0	10	0
Wilkinson	1	7	7.0	7	0
Langford	1	0	0.0	0	0
Bengals	34	308	9.1	42†	2
Opponents	16	172	10.8	61	1

PUNTING	No	Yds	Avg	Net	FB	In	20	Lg	B
L. Johnson	80	3630	45.4	34.4	17	16	67	1	6
Pellrey	1	4	4.0	4.0	0	0	4	0	4
Bengals	82	3634	44.3	34.0	17	16	67	1	6
Opponents	61	2706	44.4	38.5	7	20	65	1	0

PUNT RETURNS	Ret	FC	Yds	Avg	Lg	TD
Sawyer	15	5	117	7.8	62	0
Myers	9	2	51	5.7	12	0
Dunn	7	1	54	7.7	20	0
Hudson	1	0	-7	-7.0	-7	0
Pickens	1	0	2	2.0	2	0
Bengals	33	8	217	6.6	62	0
Opponents	38	6	502	13.2	64	0

KICKOFF RETURNS	No	Yds	Avg	Lg	TD
Dunn	35	782	22.3	90†	1
Sawyer	12	241	20.1	33	0
Hudson	10	237	23.7	31	0
Hill	9	173	19.2	29	0
Sadowski	2	7	3.5	7	0
Battaglia	1	8	8.0	8	0
Cotran	1	11	11.0	11	0
Bengals	70	1459	20.8	90†	1
Opponents	69	1642	23.8	95†	1

FIELD GOALS	1-19	20-29	30-39	40-49	50+
Pellrey	1-1	7-7	10-11	5-9	0-0
Bengals	1-1	7-7	10-11	5-9	0-0
Opponents	0-0	9-9	6-7	9-12	1-2

FIELD GOAL ATTEMPTS BY GAME:
Pellrey: (276, 356, 476) (-) (336, 216, 356, 37N) (446) (426, 316, 40N) (19G) (-) (-) (416, 49G, 34G) (32G, 34G) (30G) (36G, 20G) (428, 22G, 34G) (49N, 23G, 26G) (47N) (25G).

(continued)

PASSING	Att	Cmp	Yds	Cmp %	Yds/Att	TD	%	Int	%	Lg	Sack-Lost	Rate
Blake	549	308	3624	56.1	6.60	24	4.4	14	2.6	61†	44-278	80.3
Wilhelm	13	7	90	53.8	6.92	1	7.7	2	15.4	38	3-16	61.9
Pickens	1	1	12	100.0	12.00	0	0.0	0	0.0	12	0-0	116.7
Bengals	563	316	3726	56.1	6.62	25	4.4	16	2.8	61†	47-294	79.4
Opponents	571	319	4028	55.9	7.05	22	3.9	34	6.0	57	32-202	66.1

USUAL STARTERS

OFFENSE		DEFENSE	
WR	Carl Pickens	LE	John Copeland
LT	Willie Anderson,	LD	Dan Wilkinson
	Melvin Tuten	RT	Tim Johnson
LG	Rich Braham	RE	Artie Smith
C	Darrick Brizl	LLB	James Francis
RG	Ken Blackman,	MLB	Steve Tovar
	Scott Brumfield	RLB	Ricardo McDonald
RT	Joe Walter	LCB	Ashley Ambrose
TE	Tony McGee	RCB	Jimmy Spencer
WR	Darnay Scott	SS	Bracey Walker
QB	Jeff Blake	FS	Bo Orlando
HB	Garrison Hearst		
FB	Jeff Cothan		

FIELD GOAL ATTEMPTS BY GAME-cont'd:
Opponents: (44N, 42G, 20G, 29G, 20G) (47G, 23G) (51G, 37G, 25G) (-) (40G, 32G, 49G) (33G, 22G) (-) (-) (-) (46G, 42N) (22G) (33G, 54N) (25G, 46G, 40G, 39G, 20G) (45N) (46G, 34N, 42G) (32G)

DEFENSE*	ST	AT	TT	Sks-Yds	PD	FF	FR-Yds
Player	ST	AT	TT	Yds	PD	FF	FR-Yds
Tovar	74	30	104	3-15	11	0	0-0
Orlando	72	12	84	1-6	7	1	0-0
Francis	62	8	70	3-23	6	1	3-0
Walker	57	13	70	0-0	4	1	0-0
Spencer	55	8	63	0-0	22	0	1-59
McDonald	46	15	61	5-32	1	1	0-0
Ambrose	44	6	50	0-0	24	1	0-0
Wilkinson	37	7	44	6.5-61.5	3	0	1-0
T. Johnson	38	3	41	2.5-22	2	0	0-0
Copeland	35	6	41	3-18.5	6	1	0-0
Sawyer	32	6	38	1.5-11.5	10	1	0-0
Smith	19	7	26	1-8	1	0	1-0
Langford	20	4	24	2-6	1	0	1-0
Turnley	16	8	24	0-0	1	0	0-0
Dixon	15	6	21	0-0	1	0	0-0
Myers	17	1	18	0-0	3	0	0-0
Stallings	13	2	15	2-6	0	2	0-0
von Oelhoffen	11	4	15	1-2.5	0	0	0-0
Rode, Jones	13	1	14	0-0	1	0	0-0
Rog, Jones	7	1	8	0-0	1	0	0-0
Shade	6	2	8	0-0	0	0	0-0
Collins	6	1	7	0-0	0	0	0-0
Morabito	5	1	6	0.5-0	0	0	0-0
Davidson	1	0	1	0-0	0	0	1-0
Wheeler	1	0	1	0-0	0	0	0-0

SPECIAL TEAMS*					FR-	Yds	BP	BFG	BXP
Player	ST	AT	TT	FF					
Dunn	9	0	9	0	0-0	0	0	0	0
Turnley	8	1	9	0	0-0	0	0	0	0
Wheeler	8	1	9	0	0-0	0	0	0	0
Collins	8	0	8	0	0-0	0	0	0	0
Bieniemy	7	1	8	0	0-0	0	0	0	0
Myers	6	2	8	0	0-0	0	0	0	0
Rode, Jones	6	1	7	0	0-0	0	0	0	0
Dixon	5	1	6	0	0-0	0	0	0	0
Shade	5	1	6	0	0-0	0	0	0	0
Ambrose	5	0	5	0	0-0	0	0	0	0
Orlando	5	0	5	0	0-0	0	0	0	0
Battaglia	4	0	4	0	1-0	0	0	0	0
Truitt	4	0	4	0	0-0	0	0	0	0
Rog, Jones	2	2	4	0	0-0	0	0	0	0
Hudson	3	0	3	0	0-0	0	0	0	0
L. Johnson	3	0	3	0	0-0	0	0	0	0
Walker	3	0	3	0	0-0	0	0	0	0
Hill	2	0	2	0	1-0	0	0	0	0
Neal	2	0	2	0	0-0	0	0	0	0
Cothran	1	0	1	0	0-0	0	0	0	0
Langford	1	0	1	0	0-0	0	0	0	0
Pelfrey	1	0	1	0	0-0	0	0	0	0
Sawyer	1	0	1	0	0-0	0	0	0	0

1997 FINAL STATISTICS (7-9-0)

Date	W/L	Score	Opponent	Alt
Aug. 31	W	24-21	Arizona	53,644
Sept. 7	L	10-23	at Baltimore	52,968
Sept. 21	L	20-38	at Denver	73,871
Sept. 28	L	14-31	N.Y. Jets	57,209
Oct. 5	L	13-21	at Jacksonville	67,128
Oct. 12	L	7-30	at Tennessee	17,071
Oct. 19	L	10-26	Pittsburgh	60,020
Oct. 26	L	27-29	at N.Y. Giants	72,584
Nov. 2	W	38-31	San Diego	53,754
Nov. 9	W	28-13	at Indianapolis	58,473
Nov. 16	L	3-20	at Pittsburgh	55,226
Nov. 23	W	31-26	Jacksonville	55,158
Nov. 30	L	42-44	at Philadelphia	66,623
Dec. 4	W	41-14	Tennessee	49,086
Dec. 14	W	31-24	Dallas	60,043
Dec. 21	W	16-14	Baltimore	50,917

TEAM STATISTICS		Bengals	Opponents
TOTAL FIRST DOWNS		310	351
Rushing		104	141
Passing		171	188
Penalty		35	22
3rd Down: Made-Att.		88-214	102-227
3rd Down Pct.		41.1	44.9
4th Down: Made-Att.		10-20	11-16
4th Down Pct.		50.0	68.8
POSSESSION AVG.		27.56	32.04
TOTAL NET YARDS		5282	5682
Avg. Per Game		330.1	355.1
Total Plays		1002	1091
Avg. Per Play		5.3	5.2
NET YARDS RUSHING		1966	2223
Avg. Per Game		122.9	138.9
Total Rushes		452	514
NET YARDS PASSING		3316	3459
Avg. Per Game		207.3	216.2
Sacked-Yards Lost		46-287	35-209
Gross Yards		3668	3668
Att.-Completions		504-302	542-309
Completion Pct.		59.9	57.0
Had Intercepted		9	13
PUNTS-AVERAGE		81-42.9	69-44.7
Net Punting Avg.		35.9	40.3
PENALTIES-YARDS		98-877	107-951
FUMBLES-BALL LOST		25-13	23-10
TOUCHDOWNS		46	48
Rushing		23	15
Passing		21	30
Returns		2	3

Score by Periods	1	2	3	4	OT	Total
Bengals	77	110	80	88	0	355
Opponents	65	108	90	142	0	405

SCORING	TD	Ru	Rc	Rt	K-PAT	FG	S	TP
Pelfrey	0	0	0	0	41-43	12-16	0	77
Dillon	10	10	0	0	-	-	0	60
Carter	7	7	0	0	-	-	0	42
McGee	6	0	6	0	-	-	0	38
Pickens	5	0	5	0	-	-	0	30
Scott	5	0	5	0	-	-	0	30
Blake	3	3	0	0	-	-	0	18
Bieniemy	2	1	0	1	-	-	0	12
Dunn	2	0	2	0	-	-	0	12
Hundon	2	0	2	0	-	-	0	12
Milne	2	2	0	0	-	-	0	12
Battaglia	1	0	1	0	-	-	0	6
Copeland	1	0	0	1	-	-	0	6
Bengals	46	23	21	2	41-43	12-16	0	355
Opponents	48	15	30	3	45-45	24-29	0	405

*Includes a two-point conversion.
Two-point conversions: McGee. Bengals 1-3; Opponents 0-3.

PASSING	Att	Cmp	Yds	Cmp %	Yds/Att
Blake	317	184	2125	58.0	6.70
Esiason	186	118	1478	63.4	7.95
Carter	1	0	0	0.0	0.00
Bengals	504	302	3603	59.9	7.15
Opponents	542	309	3668	57.0	6.77

RUSHING	No	Yds	Avg	Lg	TD
Dillon	233	1129	4.8	71	10
Carter	128	464	3.6	79	7
Blake	45	234	5.2	16	3
Bieniemy	21	97	4.6	20	1
Milne	13	32	2.5	5	2
Esiason	8	11	1.4	8	0
Scott	1	6	6.0	6	0
Johnson	1	0	0.0	0	0
Graham	1	-1	-1.0	-1	0
Pickens	1	-6	-6.0	-6	0
Bengals	452	1966	4.3	791	23
Opponents	514	2223	4.3	501	15

RECEIVING	No	Yds	Avg	Lg	TD
Scott	54	797	14.8	77	5
Pickens	52	695	13.4	50	5
McGee	34	414	12.2	37	6
Bieniemy	31	249	8.0	21	0
Dunn	27	414	15.3	39	2
Dillon	27	259	9.6	28	0
Milne	23	138	6.0	20	0
Carter	21	157	7.5	35	0
Hundon	16	285	17.8	61	2
Battaglia	12	149	12.4	34	1
Twyner	4	45	11.3	16	0
Graham	1	1	1.0	1	0
Bengals	302	3603	11.9	771	21
Opponents	309	3668	11.9	831	30

INTERCEPTIONS	No	Yds	Avg	Lg	TD
Sawyer	4	44	11.0	37	0
Ambrose	3	56	18.7	29	0
Mack	1	29	29.0	29	0
Myers	1	25	25.0	25	0
Shade	1	21	21.0	21	0
Francis	1	7	7.0	7	0
Orlando	1	3	3.0	3	0
Spencer	1	-2	-2.0	-2	0
Bengals	13	183	14.1	37	0
Opponents	9	26	2.9	18	0

PUNTING	No	Yds	Avg	Net	T8	In20	Lg	8
Johnson	81	3471	42.9	35.9	8	27	66	0
Bengals	81	3471	42.9	35.9	8	27	66	0
Opponents	69	3082	44.7	40.3	5	21	59	0

PUNT RETURNS	Ret	FC	Yds	Avg	Lg	TD
Myers	26	19	201	7.7	18	0
Bengals	26	19	201	7.7	18	0
Opponents	35	10	407	11.6	85	2

KICKOFF RETURNS	No	Yds	Avg	Lg	TD
Bieniemy	34	789	23.2	102	1
Dunn	19	487	25.6	85	0
Hundon	10	189	16.9	28	0
Dillon	6	182	30.3	58	0
Twyner	4	72	18.0	24	0
Carter	1	9	9.0	9	0
Bengals	74	1708	23.1	102	1
Opponents	67	1406	21.0	45	0

FIELD GOALS	1-19	20-29	30-39	40-49	50+
Pelfrey	0-0	4-4	3-3	5-7	0-2
Bengals	0-0	4-4	3-3	5-7	0-2
Opponents	1-1	7-8	8-10	8-10	0-0

FIELD GOAL ATTEMPTS BY GAME:	
Pelfrey: (38G) (46G, 51N, 43N, 46B) (56N, 38G, 43G) (-) (-) (-) (33G) (-) (27G) (-) (25G) (20G) (-) (26G, 40G) (42G) (44G).	
Opponents: (-) (37G, 32G, 41G) (25G) (44G, 36N) (27N) (40N, 47G, 45G, 19G) (43G, 32G) (35G) (45G) (31N, 42G, 45G) (34G, 25G) (21G, 35G, 29G, 25G) (33G, 25G, 31G) (-) (23G) (44N).	

USUAL STATISTICS

OFFENSE		DEFENSE	
WR	Carl Pickens	LE	John Copeland
LT	Kevin Sargent	NT	Kimo von Oelhoffen
	Rod Jones	RE	Dan Wilkinson
LG	Rich Braham	LOLB	James Francis
C	Darrick Brizl	LILB	Tom Tumulty
RG	Ken Blackman	RILB	Ricardo McDonald
RT	Willie Anderson	ROLB	Gerald Dixon
TE	Tony McGee	LCB	Ashley Ambrose
WR	Darnay Scott	RCB	Jimmy Spencer
QB	Jeff Blake	SS	Sam Shade
HB	Ki-Jana Carter	FS	Greg Myers
	Cory Dillon		
FB	Brian Milne		

DEFENSE*	ST	AT	TT	Sks-Yds	PD	FF	FR-Yds
Shade	81	15	96	4-25	7	0	1-0
Myers	67	15	82	0-0	6	0	0-0
McDonald	50	14	64	1-5	3	0	0-0
Ambrose	57	2	59	1-10	26	0	2-0
Francis	46	11	57	3.5-9.5	6	2	1-0
Tumulty	40	16	56	1-5	2	0	0-0
Dixon	41	9	50	8.5-55.5	2	1	0-0
Copeland	35	14	49	3-16	1	0	2-25
Paul	41	7	48	0-0	6	0	1-0
von Oelhoffen	32	10	42	0-0	0	0	0-0
Buckner	32	7	39	0-0	0	2	0-0
Spencer	36	2	38	0-0	12	0	0-0
Tovar	30	6	36	0-0	1	0	0-0
Wilkinson	24	10	34	5-29	2	1	0-0
Sawyer	28	3	31	0-0	13	0	0-0
Collins	25	5	30	3-10	0	0	1-0
Wilson	22	2	24	3-23	1	1	0-0
Orlando	20	4	24	1-7	4	1	0-0
Granville	16	4	20	0-0	2	0	0-0
Mack	14	4	18	0-0	1	0	0-0
Langford	9	5	14	1-14	1	0	0-0
Stallings	6	0	6	0-0	0	0	0-0
Purvis	2	1	3	0-0	0	0	0-0
Terry	2	1	3	0-0	0	0	0-0
Curtis	2	0	2	0-0	0	0	0-0
Lott	1	0	1	0-0	0	0	0-0

SPECIAL TEAMS*	ST	AT	TT	FF	FR-Yds	BP	BFG	BXP
Collins	17	2	19	0-0	0	0	0	0
Shade	15	2	17	1-0	0	0	0	0
Dixon	15	0	15	0-0	0	0	0	0
Tovar	7	1	8	0-0	0	0	0	0
Trull	7	0	7	0-0	0	0	0	0
Myers	5	1	6	0-0	0	0	0	0
Sawyer	4	1	5	0-0	0	0	0	0
Battaglia	4	0	4	1-0	0	0	0	0
Granville	3	1	4	1-0	0	0	0	0
Bieniemy	3	0	3	0-0	0	0	0	0
Bush	3	0	3	0-0	0	0	0	0
Orlando	2	1	3	1-0	0	0	0	0
Terry	2	1	3	0-0	0	0	0	0
Tumulty	2	1	3	0-0	0	0	0	0
McDonald	2	0	2	0-0	0	0	0	0
Curtis	1	0	1	0-0	0	0	0	0
Hundon	1	0	1	0-0	0	0	0	0
Jenkins	1	0	1	0-0	0	0	0	0
Paul	1	0	1	0-0	0	0	0	0
Wright	1	0	1	0-0	0	0	0	0
Milne	0	1	1	0-0	0	0	0	0

MISCELLANEOUS DEFENSE*

Player	ST	AT	TT	FF	FR-Yds
Dunn	3	0	3	0	0-0
Scott	2	0	2	0	0-0
Sargent	1	1	2	0	0-0
Anderson	1	0	1	0	0-0
Bieniemy	1	0	1	0	0-0
Blackman	1	0	1	0	0-0
Carter	1	0	1	0	0-0
Hundon	1	0	1	0	0-0
Pickens	1	0	1	0	0-0
Brizl	0	1	1	0	0-0

*Press box statistics

1998 FINAL STATISTICS (3-13-0)

Date	W/L	Score	Opponent	Att	RUSHING	No	Yds	Avg	Lg	TD
Sept. 6	L	14-23	Tennessee	55,848	Dillon	262	1130	4.3	66	4
Sept. 13	W	34-28*	at Detroit	66,354	Bennett	77	243	3.2	17	2
Sept. 20	L	6-13	Green Bay	56,346	Blake	15	103	6.9	18	0
Sept. 27	L	24-31	at Baltimore	68,154	Bieniemy	17	56	3.3	9	0
Oct. 11	W	25-20	Pittsburgh	59,979	Milne	10	41	4.1	10	1
Oct. 18	L	14-44	at Tennessee	33,288	O'Donnell	13	34	2.6	10	0
Oct. 25	L	10-27	at Oakland	40,089	Scott	2	10	5.0	8	0
Nov. 1	L	26-33	Denver	59,974	Gibson	1	9	9.0	9	0
Nov. 8	L	11-24	at Jacksonville	67,040	Blair	1	4	4.0	4	0
Nov. 15	L	3-24	at Minnesota	64,232	Carter	2	4	2.0	4	0
Nov. 22	L	13-20	Baltimore	52,571	Pickens	2	4	2.0	4	0
Nov. 29	L	17-34	Jacksonville	55,432	Justin	1	2	2.0	2	0
Dec. 6	L	20-33	Buffalo	54,359	Costello	1	0	0.0	0	0
Dec. 13	L	26-39	at Indianapolis	55,179	Kresser	1	-1	-1.0	-1	0
Dec. 20	W	25-24	at Pittsburgh	52,017	Bengals	405	1639	4.0	66	7
Dec. 27	L	0-35	Tampa Bay	49,826	Opponents	558	2612	4.7	67	23

*Overtime

TEAM STATISTICS	Bengals	Opponents
TOTAL FIRST DOWNS	271	310
Rushing	92	142
Passing	148	152
Penalty	31	16
3rd Down: Made-Att.	76-224	89-200
3rd Down Pct.	33.9	44.5
4th Down: Made-Att.	11-29	4-9
4th Down Pct.	37.9	44.4
POSSESSION AVG.	28.31	31.29
TOTAL NET YARDS	4824	5763
Avg. Per Game	301.5	360.2
Total Plays	979	992
Avg. Per Play	4.9	5.8
NET YARDS RUSHING	1639	2612
Avg. Per Game	102.4	163.3
Total Rushes	405	558
NET YARDS PASSING	3185	3151
Avg. Per Game	199.1	196.9
Sacked-Yards Lost	53-360	28-199
Gross Yards	3545	3350
Att.-Completions	521-307	406-233
Completion Pct.	58.9	57.4
Had Intercepted	12	13
PUNTS-AVERAGE	81-44.2	64-44.5
Net Punting Avg.	35.2	39.6
PENALTIES-YARDS	69-620	127-1012
FUMBLES-BALL LOST	21-10	12-7
TOUCHDOWNS	31	53
Rushing	7	23
Passing	20	23
Returns	4	7

SCORE BY PERIODS	1	2	3	4	OT	Tot
Bengals	26	90	66	80	6	268
Opponents	113	143	99	97	0	452

SCORING	TD-Ru	Rc-Rt	K-PAT	FG	S	TP
Pellfrey	0	0	0	21-21	19-27	0
Scott	7	0	7	0	-	0
Pickens	5	0	5	0	-	0
Dillon	5	4	1	0	-	0
Gibson	4	0	3	1	-	0
Bennett	2	2	0	0	-	0
Battaglia	1	0	1	0	-	0
Hundon	1	0	1	0	-	0
Mack	1	0	0	1	-	0
McGee	1	0	1	0	-	0
Milne	1	1	0	0	-	0
Sawyer	1	0	0	1	-	0
Shade	1	0	0	1	-	0
Williams	1	0	1	0	-	0
Justin	0	0	0	0	-	0
Bengals	31	7	20	4	21-21	19-27
Opponents	53	23	23	7	51-51	27-31

*Includes a two-point conversion.
Two-point conversions: Justin, Pickens, Bengals 2-9; Opponents 1-2.

PASSING	Att	Cmp	Yds	Cmp %	Yds/Att	TD	Int	Int %	Lg	Sack-Lost	Rat
O'Donnell	343	212	2216	61.8	6.45	15	4.4	4	1.2	761	30-217
Blake	93	51	739	54.8	7.95	3	3.2	3	3.2	671	15-79
Justin	63	34	426	54.0	6.76	1	1.6	3	4.8	41	7-60
Kresser	21	10	164	47.6	7.81	1	4.8	2	9.5	37	0-0
Pellfrey	1	0	0	0.0	0.00	0	0.0	0	0.0	0	0-0
Dillon	0	0	0	-	-	0	-	-	-	-	-
Bengals	521	307	3545	58.9	6.80	20	3.8	12	2.3	761	53-360
Opponents	406	233	3350	57.4	8.25	23	5.7	13	3.2	731	28-199

USUAL STARTERS

OFFENSE	DEFENSE
WR Carl Pickens	LE Michael Bankston
LT Kevin Sargent	NT Kimmo von Oelhoffen
LG Rich Braham	RE Clyde Simmons
C Darrick Brizl	LOLB James Francis
RG Ken Blackman,	LILB Brian Simmons
Mike Goff	RILB Takeo Spikes
RT Willie Anderson	HOLB Reinard Wilson
TE Tony McGee	LCB Ashley Ambrose
WR Darnay Scott	RCB Artrell Hawkins
QB Neil O'Donnell	SS Sam Shade
HB Corey Dillon	FS Greg Myers
FB Brian Milne	

FIELD GOAL ATTEMPTS BY GAME-cont'd:
Opponents: (386, 316, 486, 47N) (-) (30G, 35G) (46G) (40G, 40G) (35G, 38G, 42G) (28N, 22G, 48G, 48N) (33G, 37G) (39G) (32G) (34G, 23G) (23G, 47G) (20G, 52G, 46G, 34G) (50G) (22G) (18N).

DEFENSE*	ST	AT	TT	Sks-Yds	PD	FF	FR-Yds
Player							
Spikes	95	17	112	2-19	0	0	0-0
B. Simmons	62	16	78	3-18	2	1	1-22
Shade	60	18	78	1-8	6	0	0-255
Hawkins	65	5	70	1-9	17	2	1-25
Bankston	49	21	70	4.5-19.5	1	0	1-5
Myers	54	15	69	0-0	4	0	1-0
Wilson	46	17	63	6-39.5	1	2	0-0
Bell	45	3	48	1-8	3	0	0-0
von Oelhoffen	36	9	45	0-0	3	0	0-0
Ambrose	36	4	40	0-0	15	0	0-0
Francis	32	5	37	0-0	5	2	0-0
C. Simmons	28	2	30	5-37	2	1	0-0
Langford	17	7	24	0.5-0	0	0	0-0
Turnmully	17	5	22	0.5-6	2	1	0-0
Randolph	19	1	20	0-0	7	0	0-0
Ross	12	2	14	0-0	4	0	0-0
Foley	11	1	12	2-18	0	0	0-0
Sawyer	9	1	10	0-0	3	0	0-0
Granville	4	5	9	0-0	1	0	0-0
Steele	6	1	7	0-0	0	0	0-0
Thompson	3	4	7	0.5-6	0	0	0-0
Purvis	4	2	6	1-6	0	0	0-0
Copeland	5	0	5	0-0	1	0	0-0
Moore	2	1	3	0-0	0	0	0-0
Mack	2	0	2	0-0	0	0	0-0
Curtis	1	2	3	0-0	0	0	0-0

SPECIAL TEAMS*	ST	AT	TT	FF	FR-BP	BFG	BXP
Player							
Granville	10	2	12	1	1-0	0	0
Bieniemy	10	0	10	0	0-0	0	0
Myers	7	2	9	0	0-0	0	0
Battaglia	6	2	8	0	0-0	0	0
Ross	7	0	7	0	0-0	0	0
Shade	6	1	7	0	0-0	0	0
Randolph	5	0	5	0	0-0	0	0
B. Simmons	5	0	5	0	0-0	0	0
Foley	3	0	3	1	0-0	0	0
Gibson	3	0	3	0	0-0	0	0
Sprotte	3	0	3	0	0-0	0	0
Bush	2	0	2	0	0-0	0	0
Curtis	2	0	2	0	0-0	0	0
Mack	2	0	2	0	0-0	0	0
Spikes	2	0	2	0	0-0	0	0
Bell	1	0	1	0	0-0	0	0
Blackmon	1	0	1	0	0-0	0	0
Costello	1	0	1	0	0-0	0	0
Dillon	1	0	1	0	0-0	0	0
Hawkins	1	0	1	0	0-0	0	0
Johnson	1	0	1	0	0-0	0	0
McGee	1	0	1	0	0-0	0	0
Milne	1	0	1	0	0-0	0	0
Truitt	1	0	1	0	0-0	0	0
Turnmully	0	1	1	0	0-0	0	0

MISCELLANEOUS DEFENSE*	Player	ST	AT	TT	FF	FR-Yds
Pickens	3	0	3	0	0	0-0
Bieniemy	2	0	2	0	0	0-0
Dillon	2	0	2	0	0	0-0
Bennett	1	0	1	0	0	0-0
Brown	1	0	1	0	0	0-0
McGee	1	0	1	0	0	0-0
O'Donnell	1	0	1	0	0	0-0

*Press box statistics

1999 FINAL STATISTICS (4-12-0)

Date	W/L	Score	Opponent	Att
Sept. 12	L	35-36	at Tennessee	65,272
Sept. 19	L	7-34	San Diego	47,660
Sept. 26	L	3-27	at Carolina	61,269
Oct. 3	L	10-38	St. Louis	45,481
Oct. 10	W	18-17	at Cleveland	73,048
Oct. 17	L	3-17	Pittsburgh	59,669
Oct. 24	L	10-31	at Indianapolis	55,996
Oct. 31	L	10-41	Jacksonville	49,138
Nov. 7	L	20-37	at Seattle	66,303
Nov. 14	L	14-24	Tennessee	46,017
Nov. 21	L	31-34	Baltimore	43,279
Nov. 28	W	27-20	at Pittsburgh	50,907
Dec. 5	W	44-30	San Francisco	53,463
Dec. 12	W	44-28	Cleveland	59,972
Dec. 26	L	0-22	at Baltimore	68,036
Jan. 2	L	7-24	at Jacksonville	70,532

TEAM STATISTICS		Bengals	Opponents
TOTAL FIRST DOWNS		293	316
Rushing		111	99
Passing		161	189
Penalty		21	28
3rd Down: Made-Att.	93-235	85-209	85-209
3rd Down Pct.		39.6	40.7
4th Down: Made-Att.	7-23	5-13	5-13
4th Down Pct.		30.4	38.5
POSSESSION AVG.		29:59	30:01
TOTAL NET YARDS		5277	5497
Avg. Per Game		329.8	343.6
Total Plays		1039	1011
Avg. Per Play		5.1	5.4
NET YARDS RUSHING		2051	1699
Avg. Per Game		128.2	106.2
Total Rushes		442	454
NET YARDS PASSING		3226	3798
Avg. Per Game		201.6	237.4
Sacked-Yards Lost		49-278	35-229
Gross Yards		3504	4027
Att.-Completions		548-300	522-312
Completion Pct.		54.7	59.8
Had Intercepted		18	12
PUNTS-AVERAGE		84-38.3	71-44.2
Net Punting Avg.		84-31.2	71-36.1
PENALTIES-YARDS		126-1027	105-835
FUMBLE-BALL LOST		34-14	27-15
TOUCHDOWNS		33	53
Rushing		11	22
Passing		18	28
Returns		4	3

Score by Periods	1	2	3	4	OT	Total
Bengals	91	70	58	64	0	283
Opponents	124	166	92	78	0	460

SCORING	TD	Ru	Rc	Rt	K-PAT	FG	S	TP
Pellrey	0	0	0	0	0	0	27	18-27
Scott	7	0	7	0	-	0	42	
Dillon	6	5	1	0	-	0	36	
Pickens	6	0	6	0	-	0	36	
Jackson	2	0	2	0	-	0	14	
Blake	2	2	0	0	-	0	12	
McGee	2	0	2	0	-	0	12	
Yeast	2	0	0	2	-	0	12	
K. Carter	1	1	0	0	-	0	6	
Groce	1	1	0	0	-	0	6	
Heath	1	0	0	1	-	0	6	
Mack	1	0	0	1	-	0	6	
Shaw	1	1	0	0	-	0	6	
Smith	1	1	0	0	-	0	6	
Milne	0	0	0	0	-	0	2	
Bengals	33	11	18	4	27-27	18-27	0	283
Opponents	53	22	28	3	49-50	29-32	1	460

*Includes a two-point conversion.

Two-point conversions: Jackson, Milne. Bengals 2-6; Opponents 2-3.

RUSHING	No	Yds	Avg	Lg	TD
Dillon	263	1200	4.6	50	5
Blake	63	332	5.3	16	2
Basnight	62	308	5.0	46	0
Smith	19	114	6.0	24	1
Milne	3	30	10.0	26	0
Williams	10	30	3.0	8	0
Groce	8	22	2.8	8	1
Shaw	4	20	5.0	10	1
K. Carter	6	15	2.5	8	1
Covington	2	-4	-2.0	-2	0
Yeast	2	-16	-8.0	-3	0
Bengals	442	2051	4.6	50	11
Opponents	454	1699	3.7	67	22

RECEIVING	No	Yds	Avg	Lg	TD
Scott	58	1022	15.0	76	7
Pickens	57	737	12.9	75	6
Jackson	31	369	11.9	29	2
Dillon	31	290	9.4	23	1
McGee	26	344	13.2	35	2
Groce	25	154	6.2	14	0
Basnight	16	172	10.8	47	0
Battaglia	14	153	10.9	30	0
Griffin	12	112	9.3	20	0
Williams	10	96	9.6	19	0
K. Carter	3	24	8.0	11	0
Yeast	3	20	6.7	8	0
Shaw	1	-4	-4.0	-4	0
Smith	1	6	6.0	6	0
Hudson	1	5	5.0	5	0
Bush	1	4	4.0	4	0
Bengals	300	3504	11.7	76	18
Opponents	312	4027	12.9	73	28

INTERCEPTIONS	No	Yds	Avg	Lg	TD
Heath	3	72	24.0	58	1
Copeland	2	16	8.0	12	0
Spikes	2	7	3.5	7	0
Bell	1	5	5.0	5	0
Blackmon	1	0	0.0	0	0
T. Carter	1	0	0.0	0	0
Hall	1	0	0.0	0	0
Myers	1	0	0.0	0	0
Bengals	12	100	8.3	58	1
Opponents	18	305	16.9	44	1

PUNTING	No	Yds	Avg	Net	Bt	In	Lg	8
Brice	60	2475	41.3	32.1	4	12	72	2
Costello	22	744	33.8	28.7	1	1	44	0
Bengals	84	3219	38.3	31.2	5	13	72	2
Opponents	71	3136	44.2	36.1	8	25	70	0

PUNT RETURNS	Ret	FC	Yds	Avg	Lg	TD
Griffin	23	3	195	8.5	34	0
Yeast	10	6	209	20.9	86	2
Jackson	2	1	6	3.0	8	0
Bengals	35	10	410	11.7	86	2
Opponents	45	13	498	11.1	84	1

KICKOFF RETURNS	No	Yds	Avg	Lg	TD
Mack	51	1382	27.1	99	1
Griffin	15	296	19.7	42	0
Williams	8	109	13.6	24	0
Jackson	6	179	29.8	46	0
Yeast	3	50	16.7	22	0
Dillon	1	4	4.0	4	0
Bengals	84	2020	24.0	99	1
Opponents	57	1068	18.7	39	0

FIELD GOALS	1-19	20-29	30-39	40-49	50+
Pellrey	1-1	9-11	7-12	0-2	1-1
Bengals	1-1	9-11	7-12	0-2	1-1
Opponents	3-3	11-12	6-8	7-7	2-2

FIELD GOAL ATTEMPTS BY GAME:
Pellrey: (33G, 38G) (-) (47N, 37N, 30N, 39G) (36G, 33N) (27G, 26G) (37G, 41N) (32G) (29G) (50G, 34G) (32N) (39B, 19G) (29G, 29G, 25N) (29G, 24G, 27G) (28G) (20B) (-).

(continued)

PASSING	Att	Cmp	Yds	Cmp %	Yds/Att	TD	%	Int	%	Lg	Sack-Lost	Rat
Blake	389	215	2670	55.3	6.86	16	4.1	12	3.1	76	30-168	77.6
Smith	153	80	805	52.3	5.26	2	1.3	6	3.9	39	19-110	55.6
Covington	5	4	23	80.0	4.60	0	0.0	0	0.0	8	0-0	85.8
Pickens	1	1	6	100.0	6.00	0	0.0	0	0.0	0	0-0	91.7
Bengals	548	300	3504	54.7	6.39	18	3.3	18	3.3	76	49-278	71.6
Opponents	522	312	4027	59.8	7.71	28	5.4	12	2.3	73	35-229	92.3

USUAL STARTERS

OFFENSE	DEFENSE
WR Carl Pickens	LE John Copeland
LT Rod Jones	NT Oliver Gibson
LG Matt O'Dwyer	RE Michael Bankston
C Rich Braham	DE Jevon Langford
RG Jay Leeuwenburg	LOLB Steve Foley
Brian DeMarco	LILB Brian Simmons
RT Willie Anderson	RILB Tadeo Spikes
TE Tony McGee	ROLB Adrian Ross
WR Darnay Scott	LCB Rodney Heath
QB Jeff Blake	RCB Artrell Hawkins
HB Corey Dillon	SS Myron Bell
FB Cliff Groce	FS Cory Hall

FIELD GOAL ATTEMPTS BY GAME-cont'd:
Opponents: (50G, 33G) (27G, 23G, 21G, 42G) (48G, 21G) (19G) (33G) (43G) (22G, 37B) (43G, 21G) (29G, 45G, 35G) (26G) (25G, 50G) (35G, 33G) (47G) (-) (24G, 48G, 19G, 30G, 19G) (34N, 27G, 28N).

DEFENSE*	ST	AT	TT	Yds	Sds	PD	FF	FR-Yds
Simmons	90	21	111	3-20	5	0	1	0-1
Spikes	82	23	105	3-14	6	4	4	4-0
Bell	54	19	73	2-14.5	3	0	0	0-0
Hawkins	61	7	68	0-0	16	2	1	0-1
Bankston	39	17	56	6-30	1	0	0	0-0
Hall	36	13	49	0-0	3	0	0	0-0
Heath	43	3	46	0-0	18	2	1	1-4
Gibson	31	10	41	4-5.31	1	0	1	0-1
Copeland	31	7	38	4-22.5	3	2	0	0-0
Foley	34	3	37	3-5.28	2	1	2	0-0
Myers	33	4	37	0-0	5	1	1	1-21
Howard	25	0	25	0-0	4	0	0	0-0
Langford	19	6	25	0-0	1	0	0	0-0
von Oelhoffen	24	2	26	4-30	0	1	1	1-0
Wilson	14	6	20	3-24	0	1	0	0-0
Ross	15	3	18	1-7	1	1	0	0-0
Blackmon	13	5	18	0-0	4	0	0	0-0
Clark	13	2	15	0-0	5	0	0	0-0
Steele	13	1	14	0-0	0	0	0	0-0
Mack	9	2	11	0-0	1	0	0	0-0
T. Carter	8	0	8	0-0	1	0	0	0-0
Wright	4	4	8	0-0	0	0	0	0-0
Curtis	6	1	7	1-8	0	0	0	0-0
Fisher	1	1	2	0-0	0	0	0	0-0
Purvis	1	1	2	0-0	0	0	0	0-0
Granville	1	0	1	0-0	0	0	0	0-0

SPECIAL TEAMS*	ST	AT	TT	FF	FR-Yds	BP	BFG	BXP
Wright	14	1	15	0	1-0	0	0	0
Curtis	7	3	10	0	0-0	0	0	0
Granville	6	4	10	0	0-0	0	0	0
Hall	6	0	6	0	1-0	0	0	0
Wilson	5	1	6	0	0-0	0	0	0
Foley	5	0	5	0	0-0	0	0	0
Griffin	5	0	5	0	0-0	0	0	0
Mack	5	0	5	0	0-0	0	1	0
Myers	4	1	5	0	0-0	0	0	0
Ross	4	1	5	0	0-0	0	0	0
Simmons	3	2	5	0	0-0	0	0	0
Basnight	3	1	4	1	0-0	0	0	0
Brice	3	0	3	0	0-0	0	0	0
Clark	3	0	3	0	0-0	0	0	0
Costello	3	0	3	0	0-0	0	0	0
Spikes	3	0	3	0	0-0	0	0	0
Heath	2	1	3	0	1-0	0	0	0
Howard	2	1	3	0	0-0	0	0	0
Hudson	2	0	2	0	0-0	0	0	0
McGee	2	0	2	0	0-0	0	0	0
Peterson	2	0	2	0	0-0	0	0	0
Bell	1	0	1	0	0-0	0	0	0
Milne	1	0	1	0	0-0	0	0	0
Pellrey	1	0	1	0	0-0	0	0	0
Sornlie	1	0	1	0	0-0	0	0	0

2000 FINAL STATISTICS (4-12-0)

USUAL STARTERS

Date	W/L	Score	Opponent	Alt	RUSHING	No	Yds	Avg	Lg	TD
Sept. 10	L	7-24	Cleveland	64,006	Dillon	315	1435	4.6	60t	7
Sept. 17	L	0-13	at Jacksonville	45,653	Bennett	90	324	3.6	37t	3
Sept. 24	L	0-37	at Baltimore	68,481	Smith	41	232	5.7	21	0
Oct. 1	L	16-31	Miami	61,535	Warrick	16	148	9.3	77t	2
Oct. 8	L	14-23	Tennessee	63,406	Mitchell	10	61	6.1	12t	1
Oct. 15	L	0-15	at Pittsburgh	54,328	N. Williams	10	54	5.4	13	0
Oct. 22	W	31-21	Denver	61,603	Keaton	6	24	4.0	8	0
Oct. 29	W	12-3	at Cleveland	73,118	Pope	2	22	11.0	22	0
Nov. 5	L	7-27	Baltimore	54,759	Yeast	1	15	15.0	15	0
Nov. 12	L	6-23	at Dallas	62,170	Groce	3	4	1.3	5	0
Nov. 19	L	13-16	at New England	60,292	Rackers	1	-5	-5.0	-5	0
Nov. 26	L	28-48	Pittsburgh	63,925	Bengals	495	2314	4.7	80t	13
Dec. 3	W	24-13	Arizona	50,289	Opponents	504	1925	3.8	30	12
Dec. 10	L	3-35	at Tennessee	68,498	RECEIVING	No	Yds	Avg	Lg	TD
Dec. 17	W	17-14	Jacksonville	50,469	Warrick	51	592	11.6	46	4
Dec. 24	L	7-16	at Philadelphia	64,902	McGee	26	309	11.9	39	1

TEAM STATISTICS	Bengals	Opponents
TOTAL FIRST DOWNS	254	307
Rushing	119	101
Passing	109	182
Penalty	26	24
3rd Down: Made-Att	77-227	102-239
3rd Down Pct.	33.9	42.7
4th Down: Made-Att	10-25	4-13
4th Down Pct.	40.0	30.8
POSSESSION AVG.	27:13	32:47
TOTAL NET YARDS	4260	5487
Avg. Per Game	266.3	342.9
Total Plays	1001	1068
Avg. Per Play	4.3	5.1
NET YARDS RUSHING	2314	1925
Avg. Per Game	144.6	120.3
Total Rushes	495	504
NET YARDS PASSING	1946	3562
Avg. Per Game	121.6	222.6
Sacked-Yards Lost	52-273	26-168
Gross Yards	2219	3730
Att.-Completions	454-207	538-318
Completion Pct.	45.6	59.1
Had Intercepted	14	9
PUNTS-AVERAGE	94-40.2	80-41.7
Punting Avg.	33.1	35.5
PENALTIES-YARDS	99-878	115-924
FUMBLES-BALL LOST	37-21	22-12
TOUCHDOWNS	21	40
Rushing	13	2
Passing	6	26
Returns	2	2

Score by Periods	1	2	3	4	OT	Tot
Bengals	24	74	41	46	0	185
Opponents	92	106	91	70	0	359

SCORING	TD-Ru	Rc-Rt	K-PAT	FG	S	TP
Rackers	0	0	0	21-21	12-21	0
Dillon	0	7	0	0	0	57
Warrick	7	2	4	1	0	42
Bennett	3	3	0	0	0	18
Dugans	1	0	1	0	0	6
McGee	1	0	1	0	0	6
Mitchell	1	1	0	0	0	6
D. Williams	1	0	0	1	0	6
Bengals	21	13	6	2	21-21	185
Opponents	40	12	26	2	39-40	359

Two-point conversions: None. Bengals 0-0; Opponents 0-0.

OFFENSE	DEFENSE
WR Craig Yeast	LE Vaughn Booker
LT Rod Jones	Michael Bankston
LG Matt O'Dwyer	LDT Oliver Gibson
Scott Rehberg	RDT John Copeland
C Rich Braham	RE Michael Bankston
Brook Gutierrez	John Copeland
RG Mike Goff	LLB Steve Foley
RT Willie Anderson	MLB Armegis Spearman
TE Tony McGee	RCB Takeo Spikes
WR Peter Warrick	LB3 Tom Carter
QB Akili Smith	RCB Rodney Heath
Scott Mitchell	Antrell Hawkins
HB Corey Dillon	SS Chris Carter
FB Cliff Groce	Cory Hall
M. Battaglia (TE)	Darryl Williams

DEFENSE*	ST	AT	TT	Sks-Yds	PD	FF	FR-Yds
Spikes	109	19	128	2-16	4	0	3-0
D. Williams	80	21	101	0-0	5	3	0-0
Spearman	46	24	70	1-12	4	0	0-0
Bankston	50	14	64	0-0	2	0	0-0
C. Carter	49	11	60	-1-9	2	2	1-0
Gibson	42	10	52	4-17	1	0	0-0
Hawkins	43	4	47	0-0	9	1	1-12
Heath	40	4	44	0-0	12	0	1-0
T. Carter	36	7	43	0-0	11	0	0-0
Foley	34	9	43	4-16	8	2	1-0
Hall	36	5	41	4-32	2	0	0-0
Copeland	32	7	39	1-8	1	0	1-4
Ross	31	2	33	1-6	3	0	0-0
Langford	19	3	22	0-0	2	0	0-0
Bean	17	2	19	0-0	5	0	0-0
Mack	12	6	18	0-0	2	0	0-0
Booker	13	4	17	0-0	1	0	0-0
Steele	13	4	17	2-17	0	0	0-0
Roman	15	1	16	0-0	2	1	0-0
Wilson	9	6	15	3-16	1	2	1-3
Barndt	7	5	12	0-0	0	1	1-0
Curtis	8	2	10	2-9	0	2	0-0
Simmors	7	2	9	1-10	0	1	0-0
Granville	2	0	2	0-0	0	0	0-0

SPECIAL TEAMS*	ST	AT	TT	FF	FR-Yds
Player	ST	AT	TT	FF	FR-Yds
Hawkins	9	3	12	0	0-0
Griffin	7	2	9	0	0-0
Granville	6	2	8	0	1-0
Bennett	7	0	7	0	0-0
Bean	6	0	6	0	0-0
Curtis	6	0	6	0	1-0
C. Carter	5	1	6	0	0-0
Heath	5	1	6	0	0-0
Ross	5	0	5	0	0-0
Mack	4	1	5	0	0-0
St. Louis	4	0	4	0	0-0
Wilson	4	0	4	0	0-0
Spearman	3	1	4	0	0-0
Bush	2	0	2	0	0-0
Rackers	2	0	2	0	0-0
Armour	1	0	1	0	0-0
Battaglia	1	0	1	0	0-0
Roman	1	0	1	0	0-0
Warrick	1	0	1	0	0-0
Pope	0	1	1	0	0-0

MISCELLANEOUS DEFENSE*						
Player	ST	AT	TT	FF	FR-Yds	
Warrick	4	0	4	0	0-0	
Dillon	2	0	2	0	0-0	
J. Jackson	2	0	2	0	0-0	
Anderson	1	0	1	0	0-0	
Battaglia	1	0	1	0	0-0	
Bennett	1	0	1	0	0-0	
Bush	1	0	1	0	0-0	
Goff	1	0	1	0	0-0	
Griffin	1	0	1	0	0-0	
Gutierrez	1	0	1	0	0-0	
Jones	1	0	1	0	0-0	
O'Dwyer	1	0	1	0	0-0	
Stephens	1	0	1	0	0-0	
Yeast	1	0	1	0	0-0	

*Press box statistics

2001 FINAL STATISTICS (6-10-0)

USUAL STARTERS

Date	W/L	Score	Opponent	Att	RUSHING	No	Yds	Avg	Lg	TD
Sept. 9	W	23-17	New England	51,521	Dillon	340	1315	3.9	96	10
Sept. 23	W	21-10	Baltimore	51,121	Bennett	50	232	4.6	36	0
Sept. 30	L	14-28	at San Diego	56,048	Kilna	27	73	2.7	20	1
Oct. 7	L	7-16	at Pittsburgh	62,335	Keaton	5	48	9.6	21	0
Oct. 14	W	24-14	Cleveland	64,217	A. Smith	6	20	3.3	6	0
Oct. 21	L	0-24	Chicago	63,408	Warrick	8	14	1.8	13	0
Oct. 28	W	31-27	at Detroit	69,343	Neal	5	10	2.0	4	0
Nov. 11	L	13-30	at Jacksonville	57,161	Bengals	441	1712	3.9	96	11
Nov. 18	L	7-20	Tennessee	63,865	Opponents	453	1675	3.7	48	10
Nov. 25	L	0-18	at Cleveland	72,918	RECEIVING	No	Yds	Avg	Lg	TD
Dec. 2	L	13-16*	Tampa Bay	52,135	Warrick	70	667	9.5	33	1
Dec. 9	L	10-14	Jacksonville	44,920	Scott	57	819	14.4	49	2
Dec. 16	L	14-15	at N.Y. Jets	77,745	Dillon	34	228	6.7	17	3
Dec. 23	L	0-16	at Baltimore	68,987	C. Johnson	28	329	11.8	28	1
Dec. 30	W	26-23*	Pittsburgh	63,751	Dugans	28	251	9.0	31	2
Jan. 6	W	23-21	at Tennessee	68,798	Houshmandzadeh	21	228	10.9	23	0

*Overtime

TEAM STATISTICS	Bengals	Opponents
TOTAL FIRST DOWNS	294	281
Rushing	96	86
Passing	176	173
Penalty	22	22
3rd Down: Made-Att	93-243	86-225
3rd Down Pct.	38.3	38.2
4th Down: Made-Att	6-23	5-13
4th Down Pct.	26.1	38.5
POSSESSION AVG.	29.16	30.44
TOTAL NET YARDS	4800	4832
Avg. Per Game	300.0	302.0
Total Plays	1071	1013
Avg. Per Play	4.5	4.8
NET YARDS RUSHING	1712	1675
Avg. Per Game	107.0	104.7
Total Rushes	441	453
NET YARDS PASSING	3088	3157
Avg. Per Game	193.0	197.3
Sacked-Yards Lost	28-203	48-320
Gross Yards	3291	3477
Att.-Completions	602-322	512-311
Completion Pct.	53.5	60.7
Had Intercepted	26	13
PUNTS-AVERAGE	86-39.6	86-41.2
Net Punting Avg.	33.6	34.8
PENALTIES-YARDS	103-870	101-837
FUMBLES-BALL LOST	28-11	33-15
TOUCHDOWNS	25	35
Rushing	11	10
Passing	12	23
Returns	2	2

Score by Periods	1	2	3	4	OT	T
Bengals	27	75	56	65	3	226
Opponents	67	83	79	77	3	309

SCORING	TD-Ru	Rc-Rt	K-PAT	FG	S	TP
Dillon	13	10	3	0	—	0 78
Rackers	0	0	0	23-24	17-28	0 74
Dugans	2	0	2	0	—	0 14
Scott	2	0	2	0	—	0 12
Farmer	1	0	1	0	—	0 6
C. Johnson	1	0	1	0	—	0 6
Kilna	1	1	0	0	—	0 6
McGee	1	0	1	0	—	0 6
Neal	1	0	1	0	—	0 6
Simmons	1	0	1	0	—	0 6
Spikes	1	0	1	0	—	0 6
Warrick	1	0	1	0	—	0 6
Bengals	25	11	22	2	23-24	17-28 0 226
Opponents	35	10	23	2	29-31	22-30 1 309

*Includes a two-point conversion.

Two-point conversions:	Dugans	Bengals
1-1: Opponents 1-4.		

PASSING	Att	Cmp	Yds	Cmp %	Yds/Att	TD	TD %	Int	Int %	Lg	Sack-Lost	Rat
Kilna	581	313	3216	53.9	5.54	12	2.1	22	3.8	49	25-185	61.1
Mitchell	12	4	38	33.3	3.17	0	0.0	3	25.0	16	2-15	3.5
A. Smith	8	5	37	62.5	4.63	0	0.0	0	0.0	14	1-3	73.4
Dillon	1	0	0	0.0	0.00	0	0.0	1	100.0	0	0-0	0.0
Bengals	602	322	3291	53.5	5.47	12	2.0	26	4.3	49	28-203	58.1
Opponents	512	311	3477	60.7	6.79	23	4.5	13	2.5	47	48-320	85.4

OFFENSE	DEFENSE
WR Darnay Scott	LE Vaughn Booker
LT Richmond Webb	LDT Oliver Gibson
LG Matt O'Dwyer	RDT Tony Williams
C Rich Braham	RE Justin Smith
RG Mike Goff	LLB Steve Foley
RT Willie Anderson	MLB Brian Simmons
TE Tony McGee	RLB Takeo Spikes
WR Peter Warrick	LCB Mark Roman
QB Jon Kitna	RCB Artrell Hawkins
CB Corey Dillon	SS Joeluan Armour
FB Lorenzo Neal	FS Cory Hall

DEFENSE*	ST	AT	TT	Sks-	PD	FF	FR-Yds
Player	ST	AT	TT	Sks-	PD	FF	FR-Yds
Spikes	80	29	109	6-58	5	1	0-0
Simmons	51	32	83	6.5-41	5	2	0-0
Hawkins	49	10	59	0-0	6	2	1-0
Gibson	45	10	55	3-16	3	0	1-0
J. Smith	41	13	54	8.5-76	5	0	0-0
Roman	44	7	51	2-10	7	0	1-1
C. Carter	34	15	49	0-0	6	0	1-12
Armour	36	11	47	0-0	3	0	0-0
Hall	31	16	47	0-0	3	0	1-73
Bean	39	3	42	0-0	5	1	0-0
Booker	34	6	40	1.5-8	2	1	0-0
Foley	25	14	39	0-0	0	2	0-0
T. Williams	15	23	38	5-25	1	0	2-0
Wilson	26	11	37	9-47.5	3	1	2-0
Kaesviharn	22	3	25	0-0	6	0	0-0
D. Williams	19	6	25	3.5-22	2	1	1-0
Whittington	17	4	21	0-0	1	0	0-0
Heath	16	3	19	0-0	4	1	1-0
Curtis	11	8	19	0-0	1	0	0-0
Steele	5	5	10	1-4.5	1	1	1-0
Ross	4	5	9	1-6	0	0	0-0
T. Carter	7	0	7	0-0	3	0	0-0
Jennings	6	0	6	0-0	0	0	0-0
Langford	3	0	3	0-0	0	0	0-0
Monds	1	0	1	0-0	0	0	0-0
(TEAM)	—	—	—	1-6	—	—	—

SPECIAL TEAMS*	ST	AT	TT	FF	FR-Yds	BP	BFG	BXP
Player	ST	AT	TT	FF	FR-Yds	BP	BFG	BXP
Dugans	14	3	17	0	0-0	0	0	0
Ross	11	2	13	0	0-0	0	0	0
C. Carter	8	2	10	0	1-0	0	0	0
Curtis	4	6	10	1	1-3	0	0	0
Armour	3	5	8	0	0-0	0	0	0
Kaesviharn	7	0	7	0	0-0	0	0	0
Jennings	6	0	6	0	0-0	0	0	0
Bean	3	3	6	0	1-0	0	0	0
Bennett	4	0	4	0	0-0	0	0	0
D. Williams	3	1	4	0	0-0	0	0	0
Hall	2	1	3	0	0-0	0	0	0
Wilson	2	1	3	0	0-0	0	0	0
R. Johnson	1	2	3	0	0-0	0	0	0
Neal	2	0	2	0	0-0	0	0	0
St. Louis	2	0	2	0	0-0	0	0	0
Chevrier	1	1	2	0	0-0	0	0	0
Foley	1	0	1	0	0-0	0	0	0
Heath	1	0	1	0	0-0	0	0	0
Rackers	1	0	1	0	0-0	0	0	0
Simmons	1	0	1	0	#0-6	0	0	0
Warrick	1	0	1	0	0-0	0	0	0
#Lateral								

MISCELLANEOUS DEFENSE*

Player	ST	AT	TT	FF	FR-Yds
Dillon	4	0	4	0	0-0
C. Johnson	4	0	4	0	0-0
Scott	4	0	4	0	0-0
Braham	3	0	3	0	0-0
Dugans	2	0	2	0	0-0
Goff	2	0	2	0	0-0
Kilna	2	0	2	0	0-0
Warrick	2	0	2	0	0-0
Webb	2	0	2	0	0-0
Bennett	1	1	2	0	0-0
Baltaglia	1	0	1	0	0-0
Bean	1	0	1	0	0-0
Farmer	1	0	1	0	0-0
Houshmandzadeh	1	0	1	0	0-0
O'Dwyer	1	0	1	0	0-0

*NOTE: The defensive, special teams and miscellaneous stats listed above may differ from the information listed in individual player biographies. Press box stats were used for the above 2001 totals while coaches' stats were used for the biographies.

2002 FINAL STATISTICS (2-14-0)

Date	W/L	Score	Opponent	Alt	RUSHING	No	Yds	Avg	Lg	TD
Sept. 8	L	6-34	San Diego	53,705	Dillon	314	1311	4.2	67	7
Sept. 15	L	7-20	at Cleveland	73,358	Bennett	33	155	4.7	29	0
Sept. 22	L	3-30	at Atlanta	68,129	Ru. Johnson	17	67	3.9	13	0
Sept. 29	L	7-35	Tampa Bay	57,234	Luchey	12	59	4.9	10	2
Oct. 6	L	21-28	at Indianapolis	56,570	Kilna	24	57	2.4	12	4
Oct. 13	L	7-34	Pittsburgh	63,900	Neal	9	31	3.4	9	0
Oct. 27	L	24-30	Tennessee	52,822	Ferrote	4	22	5.5	9	0
Nov. 3	W	38-3	at Houston	69,827	Warrick	8	22	2.8	11	0
Nov. 10	L	27-38	at Baltimore	69,024	A. Smith	4	5	1.3	3	0
Nov. 17	L	20-27	Cleveland	64,060	Westbrook	1	1	1.0	1	0
Nov. 24	L	21-29	at Pittsburgh	60,473	Bengals	426	1730	4.1	67	13
Dec. 1	L	23-27	Baltimore	44,878	Opponents	498	2003	4.0	41	16
Dec. 8	L	31-52	at Carolina	66,799	RECEIVING	No	Yds	Avg	Lg	TD
Dec. 15	L	15-29	Jacksonville	42,092	C. Johnson	69	1166	16.9	72	5
Dec. 22	W	20-13	New Orleans	43,544	Warrick	53	606	11.4	37	6
Dec. 29	L	9-27	at Buffalo	47,850	Dugans	47	421	9.0	31	0

TEAM STATISTICS	Bengals	Opponents
TOTAL FIRST DOWNS	315	315
Rushing	105	104
Passing	186	182
Penalty	24	29
3rd Down, Made-Att	87-223	83-199
3rd Down Pct.	39.0	41.7
4th Down, Made-Att	11-30	7-14
4th Down Pct.	36.7	50.0
POSSESSION AVG.	28:55	31:05
TOTAL NET YARDS	5206	5265
Avg. Per Game	325.4	329.1
Total Plays	1054	976
Avg. Per Play	4.9	5.4
NET YARDS RUSHING	1730	2003
Avg. Per Game	108.1	125.2
Total Rushes	426	498
NET YARDS PASSING	3476	3262
Avg. Per Game	217.3	203.9
Sacked-Yards Lost	37-256	24-153
Gross Yards	3732	3415
Att.-Completions	591-350	454-287
Completion Pct.	59.2	63.2
Had Intercepted	22	9
PUNTS-AVERAGE	73-38.2	65-41.8
Net Punting Avg.	28.7	37.9
PENALTIES-YARDS	99-884	101-867
FUMBLES-BALL LOST	26-13	21-11
TOUCHDOWNS	34	55
Rushing	13	16
Passing	17	30
Returns	4	9

Score by Periods	1	2	3	4	Ot	Tot
Bengals	61	91	50	77	0	279
Opponents	110	157	95	94	0	456

SCORING	TD-Ru	Re	Rt	K-PAT	FG	S	P
Rackers	0	0	0	30-32	15-18	0	75
Dillon	7	7	0	—	—	—	42
Warrick	6	6	0	—	—	—	36
C. Johnson	5	5	0	—	—	—	30
Kilna	4	4	0	—	—	—	24
Luchey	2	2	0	—	—	—	12
Schobel	2	2	0	—	—	—	12
Westbrook	2	2	0	—	—	—	12
Bennett	1	0	0	—	—	—	6
Hawkins	1	0	0	—	—	—	6
Houshmandzadeh	1	0	1	—	—	—	6
Neal	1	0	1	—	—	—	6
Simmons	1	0	0	—	—	—	6
Spikes	1	0	0	—	—	—	6
Bengals	34	13	17	4	30-32	15-18	0
Opponents	55	16	30	9	51-52	23-31	1
Two-point conversions: None. Bengals							
0-2; Opponents 2-3.							

Two-point conversions: None. Bengals 0-2; Opponents 2-3.

RECEIVING	No	Yds	Avg	Lg	TD
C. Johnson	69	1166	16.9	72	5
Warrick	53	606	11.4	37	6
Dugans	47	421	9.0	31	0
Dillon	43	298	6.9	19	0
Houshmandzadeh	41	492	12.0	31	1
Schobel	27	212	7.9	20	2
Neal	21	133	6.3	15	1
Bennett	18	109	6.1	15	0
Farmer	9	115	12.8	51	0
Westbrook	8	94	11.8	26	2
Luchey	7	46	6.6	15	0
Ru. Johnson	6	34	5.7	14	0
Stewart	1	6	6.0	6	0
Bengals	350	3732	10.7	72	17
Opponents	287	3415	11.9	69	30

INTERCEPTIONS	No	Yds	Avg	Lg	TD
Hawkins	2	102	51.0	102	1
Kaesviharn	2	17	8.5	17	0
Simmons	1	51	51.0	51	1
Gibson	1	6	6.0	6	0
Burris	1	5	5.0	5	0
Thompson	1	4	4.0	4	0
Hall	1	2	2.0	2	0
Bengals	9	187	20.8	102	2
Opponents	22	428	19.5	98	3

PUNTING	No	Yds	Avg	Net	TB	In20	Lg	B
Harris	65	2608	40.1	31.4	4	11	57	1
Dorsch	5	162	32.4	1.8	0	0	46	0
Rackers	2	17	8.5	6.5	0	1	19	0
Bengals	73	2787	38.2	28.7	4	12	57	1
Opponents	65	2714	41.8	37.9	6	24	64	0

PUNT RETURNS	Ret	FC	Yds	Avg	Lg	TD
Houshmandzadeh	24	4	117	4.9	34	0
Warrick	4	0	14	3.5	10	0
Burris	0	1	0	—	—	—
Farmer	0	4	0	—	—	—
Bengals	28	9	131	4.7	34	0
Opponents	41	8	611	14.9	95	3

KICKOFF RETURNS	No	Yds	Avg	Lg	TD
Bennett	49	1231	25.1	94	1
Houshmandzadeh	13	288	22.2	44	0
Ru. Johnson	13	277	21.3	42	0
Neal	5	52	10.4	17	0
Luchey	3	40	13.3	17	0
Dugans	1	6	6.0	6	0
Gutierrez	1	11	11.0	11	0
Bengals	85	1905	22.4	94	1
Opponents	57	1191	20.9	99	1

FIELD GOALS	1-19	20-29	30-39	40-49	50+
Rackers	2-2	5-5	3-3	3-5	2-3
Bengals	2-2	5-5	3-3	3-5	2-3
Opponents	0-0	7-8	8-11	7-9	1-3

FIELD GOAL ATTEMPTS BY GAME:	Yds	Yds	Yds	Yds	Yds
Rackers:	(21G, 54G) (-) (24G) (45N) (-) (46N) (44G) (25G) (43G, 35G) (37G, 31G) (-) (40G) (52N, 24G) (51G, 18G, 25G) (-) (19G).				
Opponents:	(28G, 27G) (52G, 45G) (44G, 26G, 34G) (-) (-) (34G, 32N, 30G) (33G, 28G, 46G) (23G, 46B, 53N) (33G) (24N, 27G, 40G) (33G, 51N, 43G, 45G) (49N, 38N) (-) (-) (-) (38G, 33N, 43G) (32G, 25G).				

PASSING	Alt	Cmp	Yds	Cmp %	Yds/Att	TD	TD %	Int	Int %	Sack-Lost	Rat
Kilna	473	294	3178	62.2	6.72	16	3.4	16	3.4	721	79.1
Ferrote	85	44	437	51.8	5.14	1	1.2	5	5.9	51	46.1
A. Smith	33	12	117	36.4	3.55	0	0.0	1	3.0	24	34.5
Bengals	591	350	3732	59.2	6.31	17	2.9	22	3.7	721	71.8
Opponents	454	287	3415	63.2	7.52	30	6.6	9	2.0	69	24-153

USUAL STARTERS

OFFENSE	DEFENSE
WR Chad Johnson	LE Bernard Whittington
LT Levi Jones	LDT Oliver Gibson
LG Matt O'Dwyer	Glen Steele
C Rich Braham	ROD Tony Williams
RT Mike Goff	RE Justin Smith
RG Willie Anderson	LLB Canute Curtis
TE Matt Schobel	MLB Brian Simmons
WR Peter Warrick	LLB Taken Spikes
QB Jon Kilna	LCB Jeff Burris
HB Corey Dillon	RCB Antrell Hawkins
FB Lorenzo Neal	SS JoJuan Armour
	Marquand Manuel
	FS Cory Hall

DEFENSE*	ST	AT	TT	Sks	Yds	PD	FF	FR
Player	ST	AT	TT	Sks	Yds	PD	FF	FR
Spikes	81	32	113	15-12	1	1	4-45	
Simmons	65	21	86	3-12	7	0	0-0	
Hawkins	69	7	76	2-12	6	1	2-19	
Burris	50	12	62	0-0	11	2	1-32	
J. Smith	48	13	61	6.5-56	3	2	0-0	
Hall	43	15	58	2-6	1	1	0-0	
Armour	32	20	52	0-0	2	1	0-0	
Kaesviharn	33	7	50	0-0	10	1	0-0	
Curtis	38	8	46	0-0	0	0	0-0	
Williams	30	12	42	5-34	0	0	0-0	
Whittington	22	14	36	1-3	0	0	2-0	
Manuel	26	8	34	0-0	2	1	0-0	
Roman	23	10	33	0-0	1	0	0-0	
Gibson	19	10	29	0-0	2	0	0-0	
Steele	15	13	28	0-0	1	0	0-0	
Ross	17	3	20	0-0	1	0	0-0	
Wilson	11	2	13	0-0	2	0	0-0	
Thompson	10	0	10	0-0	1	0	0-0	
Booker	5	2	7	0-0	0	0	0-0	
Myles	4	0	4	0-0	0	0	0-0	
Perry	2	2	4	0-0	0	0	0-15	
Jennings	1	2	3	0-0	1	0	0-0	
Ogobuo	1	2	3	0-0	0	0	0-0	
(TEAM)				3-18				

SPECIAL TEAMS*	ST	AT	TT	FF	BP	BFG	BXP
Player	ST	AT	TT	FF	BP	BFG	BXP
Dugans	12	3	15	0	0	0	0
Bennett	10	0	10	0	0	0	0
Armour	6	2	8	0	0	0	0
Manuel	6	2	8	0	0	0	0
St. Louis	6	2	8	0	0	0	0
Jennings	5	1	6	0	0	0	0
Ri. Johnson	4	2	6	0	0	0	0
Myles	4	2	6	0	0	0	0
Ross	4	1	5	0	0	0	0
Hall	4	0	4	0	0	0	0
Curtis	3	1	4	0	0	0	0
Rackers	3	1	4	0	0	0	0
Edmonds	3	0	3	0	0	0	0
Neal	3	0	3	0	0	0	0
Thompson	2	1	3	0	0	0	0
Burris	2	0	2	0	0	0	0
Kaesviharn	2	0	2	0	0	0	0
Spearmann	2	0	2	0	0	0	0
Brewer	1	0	1	0	0	0	0
Houshmandzadeh	1	0	1	0	0	0	0
Luchey	1	0	1	0	0	0	0
Roman	1	0	1	0	0	0	0
Warrick	1	0	1	0	0	0	0
Wilson	1	0	1	0	0	0	0

MISCELLANEOUS DEFENSE*						
Player	ST	AT	TT	FF	FR	Yds
O'Dwyer	4	0	4	0		0-0
Houshmandzadeh	3	0	3	1		0-0
Warrick	3	0	3	0		1-0
C. Johnson	2	0	2	0		0-0
Neal	2	0	2	0		0-0
Anderson	1	0	1	0		0-0
Dillon	1	0	1	0		0-0
Dugans	1	0	1	0		0-0
Farmer	1	0	1	0		0-0
Ferrote	1	0	1	0		0-0
Gutierrez	1	0	1	0		0-0
Jones	1	0	1	0		0-0
Kilna	1	0	1	0		0-0
Schobel	1	0	1	0		0-0
Webb	1	0	1	0		0-0
Westbrook	1	0	1	0		0-0



RECORDS



BENGALS INDIVIDUAL RECORDS (REGULAR SEASON)

SCORING

— TOTAL POINTS —

CAREER	1,151	Jim Breech	1980-92
	660	Doug Pelfrey	1993-99
	549	Horst Muhlmann	1969-74
	420	Pete Johnson	1977-83
	388	Carl Pickens	1992-99

SEASON (Total)	121	Doug Pelfrey	1995
	120	Jim Breech	1985
	115	Jim Breech	1981
	111	Horst Muhlmann	1972
	110	Doug Pelfrey	1996

SEASON (Avg. per game)	7.93	Horst Muhlmann (111p/14g)	1972
	7.71	Horst Muhlmann (108p/14g)	1970
	7.56	Doug Pelfrey (121p/16g)	1995
	7.50	Jim Breech (120p/16g)	1985
	7.44	Jim Breech (67p/9g)	1982

GAME	24	Larry Kinnebrew, Oct. 28, 1984 at Houston
	24	Corey Dillon, Dec. 4, 1997 vs. Tennessee
	19	Horst Muhlmann, Nov. 8, 1970 at Buffalo
	19	Horst Muhlmann, Dec. 17, 1972 at Houston

— TOUCHDOWNS —

CAREER	70	Pete Johnson	1977-83
	64	James Brooks	1984-91
	64	Carl Pickens	1992-99
	53	Isaac Curtis	1973-84
	48	Corey Dillon	1997-2002

SEASON	17	Carl Pickens	1995
	16	Pete Johnson	1981
	15	Pete Johnson	1979
	15	Ickey Woods	1988
	14	James Brooks	1988

GAME	4	Larry Kinnebrew, Oct. 28, 1984 at Houston
	4	Corey Dillon, Dec. 4, 1997 vs. Tennessee
	3	19 times; most recent: Corey Dillon, Dec. 12, 1999 vs. Cleveland

— RUSHING TOUCHDOWNS —

CAREER	64	Pete Johnson	1977-83
	43	Corey Dillon	1997-2002
	37	Larry Kinnebrew	1983-87
	37	James Brooks	1984-91
	27	Ickey Woods	1988-91

SEASON	15	Ickey Woods	1988
	14	Pete Johnson	1979
	14	Pete Johnson	1983
	12	Pete Johnson	1981
	10	Corey Dillon	1997
	10	Corey Dillon	2001

GAME	4	Corey Dillon, Dec. 4, 1997 vs. Tennessee
	3	Paul Robinson, Nov. 17, 1968 at Miami
	3	Pete Johnson, Nov. 6, 1983 at Houston
	3	Larry Kinnebrew, Oct. 28, 1984 at Houston
	3	Larry Kinnebrew, Dec. 1, 1985 vs. Houston
	3	Larry Kinnebrew, Sept. 18, 1986 at Cleveland
	3	James Brooks, Nov. 6, 1988 vs. Pittsburgh
	3	James Brooks, Oct. 23, 1988 vs. Houston
	3	Ickey Woods, Nov. 27, 1988 vs. Buffalo
	3	Corey Dillon, Dec. 12, 1999 vs. Cleveland

— RECEIVING TOUCHDOWNS —

CAREER	63	Carl Pickens	1992-99
	53	Isaac Curtis	1973-84
	41	Eddie Brown	1985-91
	36	Cris Collinsworth	1981-88
	36	Darnay Scott	1994-2001

SEASON	17	Carl Pickens	1995
	12	Carl Pickens	1996
	11	Carl Pickens	1994
	10	Isaac Curtis	1974
	10	Cris Collinsworth	1986

GAME	3	Carl Pickens, 4 times; most recent: Dec. 1, 1996 at Jacksonville
	3	Bob Trumpy, Nov. 9, 1969 at Houston
	3	Isaac Curtis, Dec. 9, 1973 vs. Cleveland
	3	Isaac Curtis, Nov. 4, 1979 at Baltimore
	3	Cris Collinsworth, Dec. 21, 1986 vs. N.Y. Jets

— TDs BY RETURN & RECOVERY —

CAREER	13	Lemar Parrish	1970-77 (4 int.; 1 kickoff return; 4 punt returns; 1 blocked field goal; 3 fumble returns)
	5	Ken Riley	1969-83 (5 int.)
	4	Tommy Casanova	1972-77 (2 int.; 1 punt return; 1 fumble return)

SEASON	3	Lemar Parrish	1970
	3	Lemar Parrish	1972
	3	Lemar Parrish	1974
	3	Tommy Casanova	1976
	3	Scott Perry	1978

GAME	2	Lemar Parrish, Nov. 8, 1970 at Buffalo
	2	Lemar Parrish, Dec. 17, 1972 at Houston
	2	Lemar Parrish, Oct. 6, 1974 vs. Washington

— MOST GAMES, AT LEAST 1 TD —

CONSECUTIVE	10	Carl Pickens, Nov. 27, 1994-Oct. 1, 1995
	6	Stan Fritts, Nov. 17, 1975-Dec. 21, 1975
	5	Pete Johnson, Nov. 1, 1981-Nov. 29, 1981
	5	Ickey Woods, Sept. 25, 1988-Oct. 23, 1988

— POINTS AFTER TOUCHDOWN —

CAREER	476	Jim Breech	1980-92
	201	Doug Pelfrey	1993-99
	189	Horst Muhlmann	1969-74
	130	Chris Bahr	1976-79
	74	Neil Rackers	2000-02

SEASON	56	Jim Breech	1988
	50	Jim Breech	1986
	49	Jim Breech	1981

GAME	8	Jim Breech, Oct. 29, 1989 vs. Tampa Bay
	7	5 times; most recent: Jim Breech, Dec. 17, 1989 vs. Houston

— FIELD GOALS —

CAREER	225	Jim Breech	1980-92
	153	Doug Pelfrey	1993-99
	120	Horst Muhlmann	1969-74
	62	Chris Bahr	1976-79
	44	Neil Rackers	2000-02

SEASON (Total)	29	Doug Pelfrey	1995
	28	Doug Pelfrey	1994
	27	Horst Muhlmann	1972
	25	Horst Muhlmann	1970
	24	Jim Breech	1985
	24	Jim Breech	1987
	24	Doug Pelfrey	1993

SEASON (Avg. per game)	1.93	Horst Muhlmann (27fg/14g)	1972
	1.81	Doug Pelfrey (29fg/16g)	1995
	1.78	Horst Muhlmann (25fg/14g)	1970
	1.75	Doug Pelfrey (28fg/16g)	1994

GAME	6	Doug Pelfrey, Nov. 6, 1994 at Seattle
	5	Horst Muhlmann, Nov. 8, 1970 at Buffalo
	5	Horst Muhlmann, Sept. 24, 1972 vs. Pittsburgh
	5	Jim Breech, Nov. 1, 1987 vs. Houston
	5	Doug Pelfrey, Oct. 10, 1993 at Kansas City
	5	Doug Pelfrey, Sept. 3, 1995 at Indianapolis

— FIELD GOAL PERCENTAGE —

CAREER*	77.3	Doug Pelfrey (153-198)	1993-99
	71.9	Jim Breech (225-313)	1980-92
	64.5	Horst Muhlmann (120-186)	1969-74
	57.9	Chris Bahr (62-107)	1976-79

*Minimum 75 attempts

SEASON*	84.8	Doug Pelfrey (28-33)	1994
	83.3	Neil Rackers (15-18)	2002
	82.1	Doug Pelfrey (23-28)	1996
	81.0	Jim Breech (17-21)	1990
	80.6	Doug Pelfrey (29-36)	1995

*Minimum one attempt per game in season

— CAREER FIELD GOAL PCT. BY DISTANCE —

1-19*	96.6	Horst Muhlmann (28-29)	
--------------	------	------------------------	--

20-29*	94.1	Doug Pelfrey (48-51)	
	92.3	Jim Breech (84-91)	
	78.1	Chris Bahr (25-32)	

30-39*	83.8	Jim Breech (83-99)	
	78.1	Doug Pelfrey (50-64)	
	64.8	Horst Muhlmann (35-54)	

40-49*	69.4	Doug Pelfrey (43-62)	
	50.5	Jim Breech (46-91)	
	50.0	Chris Bahr (17-34)	

*Minimum 25 attempts

50+**	47.1	Doug Pelfrey (8-17)	
	41.7	Chris Bahr (5-12)	
	36.4	Horst Muhlmann (8-22)	

**Minimum 10 attempts

— CONSECUTIVE FIELD GOALS —

13	Jim Breech	1990
13	Doug Pelfrey	1993
13	Doug Pelfrey	1995

— LONGEST FIELD GOALS —

55	Chris Bahr, Sept. 23, 1979 vs. Houston
54	Doug Pelfrey, Dec. 24, 1994 vs. Philadelphia
54	Neil Rackers, Sept. 8, 2002 vs. San Diego
53	Horst Muhlmann, Dec. 6, 1970 at San Diego
53	Jim Breech, Oct. 6, 1985 vs. N.Y. Jets
53	Lee Johnson, Oct. 21, 1991 at Buffalo
53	Doug Pelfrey, Oct. 24, 1993 at Houston
52	Chris Bahr, Oct. 15, 1978 vs. New England
52	Chris Bahr, Sept. 23, 1979 vs. Houston
52	Neil Rackers, Nov. 11, 2001 at Jacksonville

— SAFETIES —

CAREER	2	Reggie Williams	1976-89
	2	Alfred Williams	1991-94

RUSHING

— YARDAGE —

CAREER	7,520	Corey Dillon	1997-2002
	6,447	James Brooks	1984-91
	5,421	Pete Johnson	1977-83
	3,727	Harold Green	1990-95
	3,070	Essex Johnson	1968-75

SEASON	1,435	Corey Dillon	2000
	1,315	Corey Dillon	2001
	1,311	Corey Dillon	2002
	1,239	James Brooks	1989
	1,200	Corey Dillon	1999

GAME	278	Corey Dillon, Oct. 22, 2000 vs. Denver
	246	Corey Dillon, Dec. 4, 1997 vs. Tennessee
	216	Corey Dillon, Dec. 3, 2000 vs. Arizona
	201	James Brooks, Dec. 23, 1990 vs. Houston
	192	Corey Dillon, Dec. 12, 1999 vs. Cleveland
	190	Harold Green, Dec. 20, 1992 vs. New England
	184	Corey Dillon, Oct. 28, 2001 at Detroit
	168	Corey Dillon, Oct. 10, 1999 at Cleveland
	164	Corey Dillon, Oct. 6, 2002 at Indianapolis
	163	James Brooks, Dec. 7, 1986 at New England

— LONGEST RUSHING PLAYS —

96	Corey Dillon, Oct. 28, 2001 at Detroit (TD)
87	Paul Robinson, Oct. 27, 1968 at Oakland (TD)
86	Essex Johnson, Dec. 5, 1971 at Cleveland (TD)
83	Jess Phillips, Nov. 2, 1969 vs. Oakland
80	Warren McVea, Sept. 22, 1968 vs. Buffalo (TD)
80	Corey Dillon, Oct. 8, 2000 vs. Tenn. (TD)
79	Ki-Jana Carter, Sept. 21, 1997 at Denver (TD)
77	Archie Griffin, Nov. 21, 1976 at Kansas City (TD)
77	Peter Warrick, Oct. 22, 2000 vs. Denver (TD)
76	Jess Phillips, Sept. 20, 1970 vs. Oakland (TD)

— RUSHING AVERAGE —

CAREER*	5.6	Ken Anderson	1971-86
	5.2	Jeff Blake	1994-99
	4.8	James Brooks	1984-91
	4.6	Ickey Woods	1988-91
	4.5	Essex Johnson	1968-75
	4.4	Corey Dillon	1997-2002

*Minimum 100 rushes

— RUSHING ATTEMPTS —

CAREER	1,727	Corey Dillon	1997-2002
	1,402	Pete Johnson	1977-83
	1,344	James Brooks	1984-91
	968	Harold Green	1990-95
	779	Boobie Clark	1973-78

SEASON	340	Corey Dillon	2001
	315	Corey Dillon	2000
	314	Corey Dillon	2002
	274	Pete Johnson	1981
	265	Harold Green	1992

GAME	39	Corey Dillon, Dec. 4, 1997 vs. Tennessee
	38	Pete Johnson, Dec. 4, 1983 at Pittsburgh
	35	Corey Dillon, Nov. 1, 1998 vs. Denver
	35	Corey Dillon, Dec. 3, 2000 vs. Arizona
	32	Pete Johnson, Dec. 7, 1980 vs. Baltimore

— MOST 100-YARD GAMES —

CAREER	27	Corey Dillon	1997-2002
	17	James Brooks	1984-91
	14	Pete Johnson	1977-83
	8	Harold Green	1990-95

SEASON	5	Ickey Woods	1988
	5	James Brooks	1989
	5	Harold Green	1992
	5	Corey Dillon	1999
	5	Corey Dillon	2000
	5	Corey Dillon	2002

CONSECUTIVE	4	Paul Robinson	1968 (Gms. 8-11)
	3	Pete Johnson	1980 (Gms. 13-15)
	3	Corey Dillon	1997 (Gms. 13-15)
	3	Corey Dillon	1999 (Gms. 12-14)

PASSING

— YARDAGE —

CAREER	32,838	Ken Anderson	1971-86
	27,149	Boomer Esiason	1984-92, 97
	15,134	Jeff Blake	1994-99
	6,394	Jon Kitna	2001-02
	3,880	David Klingler	1992-95

SEASON	3,959	Boomer Esiason	1986
(Total)	3,822	Jeff Blake	1995
	3,754	Ken Anderson	1981
	3,624	Jeff Blake	1996
	3,572	Boomer Esiason	1988

SEASON	277.2	Ken Anderson (2,495yds/9g)	1982
(Avg. per game)	247.4	Boomer Esiason (3,959yds/16g)	1986
	238.9	Jeff Blake (3,822yds/16g)	1995
	234.6	Ken Anderson (3,754yds/16g)	1981
	226.5	Jeff Blake (3,624yds/16g)	1996

GAME	490	Boomer Esiason, Oct. 7, 1990 at L.A. Rams
	447	Ken Anderson, Nov. 17, 1975 vs. Buffalo
	425	Boomer Esiason, Dec. 21, 1986 vs. N.Y. Jets
	416	Ken Anderson, Dec. 20, 1982 at San Diego
	411	Jon Kitna, Dec. 30, 2001 vs. Pittsburgh

(Bengals Individual Records, continued)

— LONGEST COMPLETIONS —

94	Ken Anderson to Billy Brooks, Nov. 13, 1977 at Minnesota (TD)
90	Virgil Carter to Speedy Thomas, Sept. 19, 1971 vs. Philadelphia (TD)
88	Jeff Blake to Darnay Scott, Sept. 17, 1995 at Seattle (TD)
86	Boomer Esiason to Eddie Brown, Nov. 6, 1988 vs. Pittsburgh (TD)
85	Ken Anderson to Isaac Curtis, Dec. 12, 1976 at N.Y. Jets (TD)

— PASSES FOR TOUCHDOWNS —

CAREER	197	Ken Anderson	1971-86
	187	Boomer Esiason	1984-92, 97
	93	Jeff Blake	1994-99
	28	Jon Kitna	2001-02
	22	Virgil Carter	1970-73
SEASON	29	Ken Anderson	1981
	28	Boomer Esiason	1988
	28	Boomer Esiason	1989
	28	Jeff Blake	1995
	27	Boomer Esiason	1985

GAME	5	Boomer Esiason, Dec. 21, 1986 vs. N.Y. Jets
	5	Boomer Esiason, Oct. 29, 1989 vs. Tampa Bay
	4	Greg Cook, Nov. 24, 1969 at Houston
	4	Ken Anderson, Nov. 24, 1974 vs. Kansas City
	4	Ken Anderson, Oct. 3, 1976 at Cleveland
	4	Ken Anderson, Nov. 29, 1981 at Cleveland
	4	Boomer Esiason, Sept. 11, 1988 at Phila.
	4	Boomer Esiason, Dec. 17, 1989 vs. Houston
	4	Jeff Blake, Nov. 13, 1994 vs. Houston
	4	Jeff Blake, Nov. 24, 1996 vs. Atlanta
	4	Boomer Esiason, Nov. 30, 1997 at Philadelphia
	4	Jeff Blake, Dec. 5, 1999 vs. San Francisco
	4	Jon Kitna, Nov. 3, 2002 at Houston

— COMPLETIONS —

CAREER	2,654	Ken Anderson	1971-86
	2,015	Boomer Esiason	1984-92, 97
	1,240	Jeff Blake	1994-99
	607	Jon Kitna	2001-02
	375	David Klingler	1992-95
SEASON	326	Jeff Blake	1995
(Total)	313	Jon Kitna	2001
	308	Jeff Blake	1996
	300	Ken Anderson	1981
	294	Jon Kitna	2002
SEASON	24.2	Ken Anderson (218cmp/9g)	1982
(Avg. per game)	20.4	Jeff Blake (326cmp/16g)	1995
	19.6	Jon Kitna (313cmp/16g)	2001
	19.3	Jeff Blake (308cmp/16g)	1996
	18.8	Ken Anderson (300cmp/16g)	1981

GAME	40	Ken Anderson, Dec. 20, 1982 at San Diego
	35	Jon Kitna, Dec. 30, 2001 vs. Pittsburgh
	32	Boomer Esiason, Nov. 10, 1991 vs. Pittsburgh
	31	4 times; most recent: Jon Kitna, Oct. 6, 2002 at Indianapolis

— PASSER RATING —

CAREER*	83.1	Boomer Esiason	1984-92, 97
	81.9	Ken Anderson	1971-86
	79.3	Jeff Blake	1994-99
	74.9	Virgil Carter	1970-73
	69.2	Jon Kitna	2001-02

*Minimum 500 attempts

SEASON*	98.4	Ken Anderson	1981
	97.4	Boomer Esiason	1988
	95.7	Ken Anderson	1974
	95.3	Ken Anderson	1982
	93.9	Ken Anderson	1975

*Minimum 14 attempts per games in season

— PASS ATTEMPTS —

CAREER	4,475	Ken Anderson	1971-86
	3,564	Boomer Esiason	1984-92, 97
	2,221	Jeff Blake	1994-99
	1,054	Jon Kitna	2001-02
	687	David Klingler	1992-95
SEASON	581	Jon Kitna	2001
	567	Jeff Blake	1995
	549	Jeff Blake	1996
	479	Ken Anderson	1981
	473	Jon Kitna	2002

GAME	68	Jon Kitna, Dec. 30, 2001 vs. Pittsburgh
	56	Ken Anderson, Dec. 20, 1982 at San Diego
	54	Boomer Esiason, Dec. 25, 1989 at Minnesota
	53	Boomer Esiason, Nov. 22, 1987 vs. Pittsburgh
	52	Ken Anderson, Oct. 4, 1981 at Houston
	52	Boomer Esiason, Oct. 20, 1985 at Houston

— YARDS PER ATTEMPT —

CAREER*	7.62	Boomer Esiason	1984-92, 97
	7.34	Ken Anderson	1971-86
	6.81	Jeff Blake	1994-99

*Minimum 500 attempts

SEASON*	9.41	Greg Cook	1969
	9.21	Boomer Esiason	1988
	8.44	Boomer Esiason	1986
	8.41	Ken Anderson	1975
	8.13	Ken Anderson	1974

*Minimum 14 attempts per games in season

— PASSES HAD INTERCEPTED —

CAREER	160	Ken Anderson	1971-86
	131	Boomer Esiason	1984-92, 97
	62	Jeff Blake	1994-99
	38	Jon Kitna	2001-02
	21	David Klingler	1992-95
SEASON	22	Ken Anderson	1978
	22	Boomer Esiason	1990
	22	Jon Kitna	2001
	19	Boomer Esiason	1987
	17	Boomer Esiason	1986
	17	Jeff Blake	1995

GAME	5	Boomer Esiason, Oct. 16, 1988 at New England
	4	Ken Anderson, Oct. 19, 1975 vs. Oakland
	4	Ken Anderson, Oct. 1, 1978 at San Francisco
	4	Ken Anderson, Nov. 13, 1978 vs. Oakland
	4	Ken Anderson, Sept. 16, 1984 at N.Y. Jets
	4	Turk Schonert, Oct. 1, 1984 at Pittsburgh
	4	Boomer Esiason, Sept. 28, 1986 vs. Chicago
	4	Boomer Esiason, Sept. 27, 1992 vs. Minnesota

RECEIVING

— TOTAL RECEPTIONS —

CAREER	530	Carl Pickens	1992-99
	417	Cris Collinsworth	1981-88
	416	Isaac Curtis	1973-84
	386	Darnay Scott	1994-2001
	363	Eddie Brown	1985-91
SEASON	100	Carl Pickens	1996
	99	Carl Pickens	1995
	82	Carl Pickens	1998
	71	Dan Ross	1981
	71	Carl Pickens	1994

GAME	13	Carl Pickens, Oct. 11, 1998 vs. Pittsburgh
	12	James Brooks, Dec. 25, 1989 at Minnesota
	12	Carl Pickens, Nov. 10, 1996 vs. Pittsburgh
	11	Tim McGee, Nov. 19, 1999 vs. Detroit
	11	Carl Pickens, Nov. 13, 1994 vs. Houston
	11	Carl Pickens, Dec. 10, 1995 vs. Chicago
	11	Carl Pickens, Nov. 24, 1996 vs. Atlanta
	10	9 times; most recent: Peter Warrick, Dec. 30, 2001 vs. Pittsburgh

— YARDAGE —

CAREER	7,101	Isaac Curtis	1973-84
	6,887	Carl Pickens	1992-99
	6,698	Cris Collinsworth	1981-88
	6,134	Eddie Brown	1985-91
	5,975	Darnay Scott	1994-2001

SEASON	1,273	Eddie Brown	1988
	1,234	Carl Pickens	1995
	1,211	Tim McGee	1989
	1,180	Carl Pickens	1996
	1,166	Chad Johnson	2002

GAME	216	Eddie Brown, Nov. 6, 1988 vs. Pittsburgh
	206	Cris Collinsworth, Oct. 2, 1983 vs. Baltimore
	204	Carl Pickens, Oct. 11, 1998 vs. Pittsburgh
	201	John McDaniel, Dec. 6, 1976 at Oakland
	200	Charlie Joiner, Nov. 23, 1975 at Cleveland

— AVERAGE YARDS PER RECEPTION —

CAREER*	17.1	Isaac Curtis (416-7,101)	1973-84
	16.9	Eddie Brown (363-6,134)	1985-91
	16.7	Tim McGee (282-4,703)	1986-92, 94-95
	16.1	Cris Collinsworth (417-6,698)	1981-88
	15.5	Darnay Scott (386-5,975)	1994-2001

*Minimum 100 receptions

SEASON	24.0	Eddie Brown (53-1,273)	1988
	22.6	Bob Trumpy (37-835)	1969
	21.4	Eric Crabtree (40-855)	1969
	21.2	Isaac Curtis (44-934)	1975
	21.1	Isaac Curtis (30-633)	1974

PUNTING

— YARDS PER PUNT —

CAREER	43.7	Dave Lewis	1970-73
	43.2	Lee Johnson	1988-98
	41.9	Pat McNally	1976-85

SEASON*	46.2	Dave Lewis (79-3,651)	1970
	45.4	Pat McNally (72-3,272)	1981
	45.4	Lee Johnson (80-3,630)	1996
	44.8	Dave Lewis (72-3,239)	1971
	44.7	Lee Johnson (69-3,083)	1998

*Minimum 40 punts

GAME	63.0	Will Brice (3-189), Sept. 12, 1999 at Tennessee
	55.6	Pat McNally (3-167), Sept. 27, 1981 vs. Buffalo
	55.0	Lee Johnson (4-220), Oct. 24, 1993 at Houston
	54.8	Pat McNally (5-274), Oct. 21, 1979 at Cleve.

— LONGEST PUNTS —

	73	Brad Costello, Dec. 13, 1998 at Indianapolis
	72	Will Brice, Sept. 12, 1999 at Tennessee
	70	Lee Johnson, Sept. 23, 1990 vs. New England
	70	Lee Johnson, Oct. 22, 1990 at Cleveland
	69	Lee Johnson, Dec. 6, 1998 vs. Buffalo

— PUNT YARDAGE —

CAREER	32,196	Lee Johnson	1988-98
	29,307	Pat McNally	1976-85
	12,447	Dave Lewis	1970-73
	5,880	Nick Harris	2001-02
	5,805	Dale Livingston	1968-69

SEASON	3,954	Lee Johnson	1993
(Total)	3,919	Pat McNally	1978
	3,775	Daniel Pope	2000
	3,678	Pat McNally	1979
	3,651	Dave Lewis	1970

SEASON	260.8	Dave Lewis (3,651yds/14g)	1970
(Avg. per game)	247.1	Lee Johnson (3,954yds/16g)	1993
	244.9	Pat McNally (3,919yds/16g)	1978
	235.9	Daniel Pope (3,775yds/16g)	2000

GAME	483	Dave Lewis, Sept. 26, 1971 at Pittsburgh
	474	Lee Johnson, Nov. 2, 1997 vs. San Diego
	465	Scott Fulhage, Oct. 4, 1987 vs. San Diego
	443	Daniel Pope, Oct. 15, 2000 at Pittsburgh

— TOTAL PUNTS —

CAREER	746	Lee Johnson	1988-98
	700	Pat McNally	1976-85
	285	Dave Lewis	1970-73

SEASON	94	Daniel Pope	2000
	91	Pat McNally	1978
	90	Lee Johnson	1993
	89	Pat McNally	1979

GAME	11	Lee Johnson, Nov. 2, 1997 vs. San Diego
	10	6 times; most recent: Daniel Pope, Oct. 15, 2000 at Pittsburgh

PUNT RETURNS

— YARDS PER RETURN —

CAREER*	9.9	Mike Martin (140-1,381)	1983-89
	9.6	Corey Sawyer (50-482)	1994-98
	9.2	Lemar Parrish (130-1,201)	1970-77
	8.6	Tommy Casanova (91-784)	1972-77
	5.9	Essex Johnson (51-303)	1968-72

*Minimum 50 returns

SEASON*	18.8	Lemar Parrish (18-338)	1974
	15.7	Mike Martin (24-376)	1984
	11.8	Corey Sawyer (26-307)	1994
	11.6	Tony Davis (19-220)	1977
	11.0	Tommy Casanova (24-265)	1974

*Minimum 1.25 returns per game in season

— TOTAL RETURNS —

CAREER	140	Mike Martin	1983-89
	130	Lemar Parrish	1970-77
	91	Tommy Casanova	1972-77
	51	Essex Johnson	1968-75

SEASON	43	Patrick Robinson	1993
	34	Craig Yeast	2000
	32	Vaughn Lusby	1979
	32	Mike Martin	1985

GAME	7	Tony Davis, Nov. 27, 1977 vs. N.Y. Giants
	7	Craig Yeast, Sept. 10, 2000 vs. Cleveland
	6	3 times; most recent: John Simmons, Nov. 20, 1983 vs. Houston

— TOTAL YARDS —

CAREER	1,381	Mike Martin	1983-89
	1,201	Lemar Parrish	1970-77
	784	Tommy Casanova	1972-77
	510	Mitchell Price	1990-93
	482	Corey Sawyer	1994-98

SEASON	376	Mike Martin	1984
	338	Lemar Parrish	1974
	307	Corey Sawyer	1994
	305	Patrick Robinson	1993
	289	Tommy Casanova	1972

GAME	126	T.J. Houshmandzadeh, Nov. 25, 2001 at Cleve.
	106	Tommy Casanova, Oct. 8, 1972 vs. Denver
	100	Carl Pickens, Sept. 20, 1992 at Green Bay
	95	Lemar Parrish, Oct. 6, 1974 vs. Washington
	94	Lemar Parrish, Sept. 15, 1974 vs. Cleveland

— LONGEST PUNT RETURNS —

	95	Carl Pickens, Sept. 20, 1992 at Green Bay (TD)
	90	Lemar Parrish, Oct. 6, 1974 vs. Washington (TD)
	86	Craig Yeast, Nov. 21, 1999 vs. Baltimore (TD)
	86	T.J. Houshmandzadeh, Nov. 25, 2001 at Cleve.
	82	Corey Sawyer, Sept. 25, 1994 at Houston (TD)
	82	Peter Warrick, Dec. 17, 2000 vs. Jacksonville (TD)

KICKOFF RETURNS

— YARDS PER RETURN —

CAREER*	24.7	Lemar Parrish (61-1,504)	1970-77
	24.5	Tremain Mack (146-3,583)	1997-2000
	24.1	Brandon Bennett (56-1,352)	1998-2002
	23.9	Bernard Jackson (96-2,298)	1972-75
	22.7	David Dunn (104-2,361)	1995-98

*Minimum 50 returns

SEASON*	27.1	Tremain Mack (51-1,382)	1999
	25.9	Tremain Mack (45-1,165)	1998
	25.4	Willie Shelby (30-761)	1976
	25.1	Brandon Bennett (49-1,231)	2002
	24.8	Bernard Jackson (21-520)	1973

*Minimum 1.25 returns per games in season

— TOTAL RETURNS —

CAREER	146	Tremain Mack	1997-2000
	136	Stanford Jennings	1984-90
	115	Eric Ball	1989-94
	104	David Dunn	1995-98
	96	Bernard Jackson	1972-76

SEASON	55	Deacon Turner	1979
	51	Tremain Mack	1999
	50	David Dunn	1995
	50	Tremain Mack	2000
	49	Brandon Bennett	2002

GAME	8	Eric Bleniere, Nov. 30, 1997 at Philadelphia
	7	7 times; most recent: Tremain Mack, Nov. 7, 1999 at Seattle

— TOTAL YARDS —

CAREER	3,583	Tremain Mack	1997-2000
	2,752	Stanford Jennings	1984-90
	2,474	Eric Ball	1989-94
	2,361	David Dunn	1995-98
	2,298	Bernard Jackson	1972-76

SEASON	1,382	Tremain Mack	1999
	1,231	Brandon Bennett	2002
	1,165	Tremain Mack	1998
	1,149	Deacon Turner	1979
	1,104	Mike Martin	1985

GAME	228	Brandon Bennett, Nov. 10, 2002 at Baltimore
	212	Tremain Mack, Nov. 1, 1998 vs. Denver
	201	Eric Bleniere, Oct. 26, 1997 at N.Y. Giants
	192	Stanford Jennings, Nov. 13, 1988 at Kansas City
	189	Tremain Mack, Sept. 27, 1998 at Baltimore
	189	Tremain Mack, Dec. 5, 1999 vs. San Francisco

— LONGEST KICKOFF RETURNS —

102	Eric Bleniere, Oct. 26, 1997 at N.Y. Giants (TD)
99	Tremain Mack, Nov. 14, 1999 vs. Tenn. (TD)
98	Stanford Jennings, Nov. 13, 1988 at K.C. (TD)
97	Willie Shelby, Oct. 3, 1976 at Cleveland (TD)
97	Tremain Mack, Sept. 27, 1998 at Baltimore (TD)
95	Lemar Parrish, Nov. 8, 1970 at Buffalo (TD)
94	Tim McGee, Oct. 23, 1986 vs. Minnesota
94	Brandon Bennett, Nov. 10, 2002 at Baltimore (TD)
90	David Dunn, Nov. 10, 1996 vs. Pittsburgh (TD)

INTERCEPTIONS

— NUMBER —

CAREER	65	Ken Riley	1969-83
	33	Louis Breedon	1978-87
	31	David Fulcher	1986-92
	25	Lemar Parrish	1970-77
	17	Tommy Casanova	1972-77

SEASON	9	Ken Riley	1976
	8	Ken Riley	1983
	8	David Fulcher	1989
	8	Ashley Ambrose	1996

GAME	3	Lemar Parrish, Dec. 17, 1972 at Houston
	3	Ken Riley, Dec. 12, 1976 at N.Y. Jets
	3	Louis Breedon, Dec. 14, 1980 at Chicago
	3	Ken Riley, Nov. 28, 1982 vs. L.A. Raiders
	3	David Fulcher, Oct. 1, 1989 at Kansas City
	3	David Fulcher, Dec. 17, 1999 vs. Houston

— RETURN YARDAGE —

CAREER	596	Ken Riley	1969-83
	558	Louis Breedon	1978-87
	354	Lemar Parrish	1970-77
	305	Ray Griffin	1978-84
	289	Darryl Williams	1992-95, 2000-01

SEASON	167	Ray Griffin	1979
	145	Louis Breedon	1981
	141	Ken Riley	1976
	126	Darryl Williams	1993
	121	Ray Horton	1983

— LONGEST RETURNS —

102	Louis Breedon, Nov. 8, 1981 at San Diego (TD)
102	Artrell Hawkins, Nov. 3, 2002 at Houston (TD)
97	Darryl Williams, Nov. 7, 1993 vs. Pittsburgh (TD)
96	Ray Griffin, Nov. 11, 1979 vs. San Diego (TD)
70	Harry Gunner, Oct. 26, 1969 at Kansas City (TD)
70	Louis Breedon, Nov. 11, 1984 at Pittsburgh

— INTERCEPTIONS RETURNED FOR TDs —

CAREER	5	Ken Riley	1969-83
	4	Lemar Parrish	1970-77
	3	Ray Griffin	1978-84
	3	James Griffin	1983-85
	3	James Francis	1990-98

SEASON	2	Lemar Parrish	1972
	2	Tommy Casanova	1976
	2	Scott Perry	1978
	2	Ray Griffin	1980
	2	Ken Riley	1983

GAME	2	Lemar Parrish, Dec. 17, 1972 at Houston
-------------	---	---

SACKS

CAREER*	83.5	Eddie Edwards	1977-88
	62.5	Reggie Williams	1976-89
	59.0	Ross Browner	1978-86
	34.5	Tim Krumrie	1983-94
	33.0	James Francis	1990-98

SEASON*	22.0	Coy Bacon	1976
	13.0	Eddie Edwards	1983
	12.0	Eddie Edwards	1980
	11.0	Reggie Williams	1981
	10.0	Gary Burley	1976
	10.0	Eddie Edwards	1981
	10.0	Alfred Williams	1992

GAME*	5.0	Eddie Edwards, Dec. 21, 1980 vs. Cleveland
	4.0	Alfred Williams, Oct. 16, 1994 at Pittsburgh
	3.5	Gerald Dixon, Dec. 21, 1997 vs. Baltimore

*Bengals individual sack statistics available from 1976-present.

BENGALS TEAM RECORDS (REGULAR SEASON)

WINS/LOSSES

— GAMES WON —

SEASON	12	1981
	12	1988
	11	1975

— WINNING PERCENTAGE —

SEASON	.786 (11-3)	1975
	.750 (12-4)	1981
	.750 (12-4)	1988

— CONSECUTIVE GAMES WON —

ALL GAMES	8	1970 (7) & 1971 (1)
	7	1973 (6) & 1974 (1)

HOME GAMES	10	1988 (8) & 1989 (2)
	9	1975 (3) & 1976 (6)
	8	1973 (7) & 1974 (1)

ROAD GAMES	4	1973 (2) & 1974 (2)
	4	1975
	4	1981

ONE SEASON	7	1970 (Gms. 8-14)
	6	1973 (Gms. 9-14)
	6	1975 (Gms. 1-6)
	6	1988 (Gms. 1-6)

— GAMES LOST —

SEASON	14	2002
	13	4 times; most recent: 1998

— LOWEST WINNING PERCENTAGE —

SEASON	.125 (2-14)	2002
	.188 (3-13)	4 times; most recent: 1998

— CONSECUTIVE GAMES LOST —

ALL GAMES	11	1992 (1) & 1993 (10)
	9	1977 (1) & 1978 (8)
	9	1993 (1) & 1994 (8)
	9	1998 (Games 6-14)

HOME GAMES	11	1998 (5) & 1999 (6)
	7	2002
	6	1987
	6	1992 (1) & 1993 (5)

ROAD GAMES	15	1992 (3), 1993 (8) & 1994 (4)
	10	1979 (8) & 1980 (2)
	10	1990 (2) & 1991 (8)

ONE SEASON	10	1993 (Gms. 1-10)
	9	1998 (Gms. 6-14)
	8	3 times; most recent: 1994 (Gms. 1-8)

SCORING

— POINTS —

SEASON	448	1988
	441	1985
	421	1981
	409	1986
	404	1989

GAME	61	Dec. 17, 1972 at Houston
	61	Dec. 17, 1989 vs. Houston
	56	Oct. 29, 1989 vs. Tampa Bay
	55	Nov. 6, 1983 at Houston

HALF	45	Dec. 17, 1972 at Houston (2nd half)
	41	Dec. 21, 1975 vs. San Diego (1st half)
	38	Dec. 20, 1970 vs. Boston (1st half)
	38	Nov. 20, 1983 vs. Houston (1st half)

QUARTER

28 — Dec. 17, 1972 at Houston (4th qtr)
 28 — Oct. 23, 1988 vs. Houston (1st qtr)
 28 — Nov. 19, 1989 vs. Detroit (2nd qtr)
 27 — Oct. 5, 1986 at Green Bay (2nd qtr)
 27 — Dec. 21, 1975 vs. San Diego (1st qtr)
 Note: Bengals' highest point total in a 3rd quarter is 21 (5 times); most recent: Dec. 17, 1989 vs. Houston

— POINTS ALLOWED —

SEASON	460	1999
	456	2002
	452	1998
	437	1985
	435	1991

GAME	52	Dec. 8, 2002 at Carolina
	51	Sept. 9, 1979 at Buffalo
	50	Dec. 20, 1982 at San Diego
	49	Nov. 19, 1995 vs. Pittsburgh
	48	Oct. 14, 1990 at Houston
	48	Nov. 26, 2000 vs. Pittsburgh

— FEWEST POINTS ALLOWED —

SEASON	177	1982 (9 games)
(Total)	210	1976
	229	1972
	231	1973
	235	1977

SEASON	15.0	1976
(Avg. per game)	16.4	1972
	16.5	1973
	16.8	1977
	17.6	1975

GAME	0	7 times; most recent: Dec. 3, 1989 at Cleveland
------	---	---

— TOUCHDOWNS —

SEASON	59	1988
	53	1985
	52	1989
	51	1981
	51	1986

GAME	8	Oct. 29, 1989 vs. Tampa Bay
	8	Dec. 17, 1989 vs. Houston
	7	6 times; most recent: Dec. 21, 1986 vs. N.Y. Jets

— RUSHING TOUCHDOWNS —

SEASON	27	1988
	24	1983
	24	1986
	23	1979
	23	1997

GAME	5	Nov. 6, 1983 at Houston
	5	Oct. 23, 1988 vs. Houston
	4	7 times; most recent: Dec. 12, 1999 vs. Cleveland

— PASSING TOUCHDOWNS —

SEASON	32	1989
	31	1985
	30	1981
	29	1995
	28	1988

GAME	6	Oct. 29, 1989 vs. Tampa Bay
	5	Dec. 17, 1989 vs. Houston
	5	Dec. 21, 1986 vs. N.Y. Jets

— TDs BY RETURN & RECOVERY —

SEASON	6	1970
	6	1976
	5	1972
	5	1978
	5	1983

(Bengals Team Records, continued)

— TDs BY RETURN & RECOVERY (cont'd) —

GAME	3 — Nov. 8, 1970 at Buffalo
	3 — Dec. 17, 1972 at Houston
	3 — Sept. 3, 1978 vs. Kansas City
	2 — 7 times

— FIELD GOALS —

SEASON	29 1995
(Total)	28 1994
	27 1972
	25 1970
	25 1987

SEASON	1.93 1972
(Avg. per game)	1.81 1995
	1.79 1970
	1.75 1994
	1.56 1987

GAME	6 — Nov. 6, 1994 at Seattle
	5 — 5 times; most recent: Sept. 3, 1995 at Indianapolis

— POINTS AFTER TOUCHDOWN —

SEASON	56 1988
	50 1986
	50 1989
	49 1981
	49 1985

GAME	8 — Oct. 29, 1989 vs. Tampa Bay
	7 — 5 times

— SAFETIES —

SEASON	3 1993
	2 4 times; most recent: 1995

GAME	1 25 times
------	------------------

NET TOTAL OFFENSE

— YARDS GAINED —

SEASON	6,490 1986
	6,101 1989
	6,057 1988
	5,968 1981
	5,900 1985

GAME	621 — Dec. 21, 1986 vs. N.Y. Jets
	584 — Dec. 7, 1986 at New England
	584 — Dec. 17, 1989 vs. Houston
	582 — Oct. 7, 1990 at L.A. Rams
	571 — Nov. 22, 1981 vs. Denver

— FIRST DOWNS —

SEASON	361 1981
	351 1988
	348 1986
	348 1989
	344 1985

GAME	35 — Dec. 17, 1989 vs. Houston
	34 — Nov. 17, 1975 vs. Buffalo
	34 — Dec. 7, 1975 at Philadelphia
	34 — Nov. 27, 1988 vs. Buffalo
	34 — Dec. 4, 1997 vs. Tennessee

RUSHING

— YARDS GAINED —

SEASON	2,710 1988
	2,533 1986
	2,483 1989
	2,329 1979
	2,314 2000

GAME	407 — Oct. 22, 2000 vs. Denver
	300 — Dec. 7, 1986 at New England
	292 — Dec. 3, 2000 vs. Arizona
	279 — Dec. 12, 1999 vs. Cleveland
	276 — Dec. 4, 1997 vs. Tennessee

— ATTEMPTS —

SEASON	563 1988
	560 1979
	542 1983
	540 1984
	538 1987

GAME	61 — Oct. 11, 1987 at Seattle
	55 — Oct. 14, 1973 vs. Pittsburgh
	55 — Dec. 4, 1983 at Pittsburgh
	54 — 3 times; most recent: Dec. 3, 2000 vs. Arizona

— AVERAGE YARDS PER ATTEMPT —

SEASON	4.9 1986
	4.8 1988
	4.69 1989
	4.67 2000
	4.640 1999
	4.636 1971

PASSING

— NET YARDS GAINED —

SEASON	3,995 1981
(Total)	3,957 1986
	3,753 1995
	3,717 1985
	3,618 1989

SEASON	259.9 1982
(Avg. per game)	249.7 1981
	247.3 1986
	234.6 1995
	232.3 1985

GAME	483 — Oct. 7, 1990 at L.A. Rams
	447 — Nov. 19, 1989 vs. Detroit
	441 — Nov. 17, 1975 vs. Buffalo
	416 — Dec. 21, 1986 vs. N.Y. Jets

— COMPLETIONS —

SEASON	350 2002
	334 1995
	332 1981
	322 2001
	316 1996

GAME	40 — Dec. 20, 1982 at San Diego
	35 — Dec. 30, 2001 vs. Pittsburgh
	33 — Nov. 19, 1989 vs. Detroit
	32 — Nov. 10, 1991 vs. Pittsburgh

— ATTEMPTS —

SEASON	602 2001
	591 2002
	586 1995
	563 1996
	550 1981

GAME	68 — Dec. 30, 2001 vs. Pittsburgh
	56 — Dec. 20, 1982 at San Diego
	54 — Dec. 25, 1989 at Minnesota
	53 — Nov. 22, 1987 vs. Pittsburgh

— HAD INTERCEPTED —

SEASON	30 1978
	26 2001
	25 1980
	23 1990
	22 1984
	22 2002

GAME	5 — 6 times; most recent: Nov. 25, 2001 at Cleve.
------	---

INTERCEPTIONS

SEASON	34	1996
	27	1971
	26	1976
	25	1984
	23	1970
	23	1983

GAME	6 — Nov. 28, 1971 vs. San Diego
	6 — Dec. 12, 1976 at N.Y. Jets

SACKS

— BY BENGALS DEFENSE —

SEASON	48	2001
(Total)	46	1976
	45	1992
	43	1973

SEASON	3.29	1976
(Avg. per game)	3.07	1973
	3.00	2001
	2.81	1992

GAME	8 — Oct. 16, 1994 at Pittsburgh
	8 — Dec. 9, 2001 vs. Jacksonville
	7 — 6 times; most recent: Nov. 21, 1999 vs. Baltimore

— ALLOWED BY BENGALS OFFENSE —

SEASON	63	1979
(Total)	57	1969
	53	1993
	53	1998

SEASON	4.07	1969
(Avg. per game)	3.94	1979
	3.31	1993
	3.31	1998

GAME	10 — Nov. 29, 1992 vs. Pittsburgh
	10 — Oct. 19, 1969 vs. Denver
	10 — Oct. 13, 1996 at Pittsburgh

PENALTIES

— FEWEST PENALTIES INCURRED —

SEASON	50	1969
	55	1968
	56	1982 (9 games)
	69	1998
	71	1970

— LEAST PENALTY YDG. INCURRED —

SEASON	475	1982 (9 games)
(Total)	556	1969
	618	1994
	620	1998
	627	1990

SEASON	38.6	1994
(Avg. per game)	38.8	1998

— MOST PENALTIES INCURRED —

SEASON	126	1999
	118	1980
	111	1986
	110	1978
	110	1985

GAME	16 — Oct. 6, 1985 vs. N.Y. Jets
	16 — Nov. 7, 1999 at Seattle
	15 — 3 times; most recent: Nov. 21, 1999 vs. Baltimore

— MOST PENALTY YDG. INCURRED —

SEASON	1,027	1999
(Total)	956	1978
	949	1980
	921	1971
	896	1981

SEASON	65.8	1971
(Avg. per game)	64.2	1999

GAME	133 — Oct. 1, 1978 at San Francisco
	132 — Nov. 1, 1987 vs. Houston

DEFENSE - MISCELLANEOUS

— FEWEST YARDS ALLOWED —

SEASON	2,893	1982 (9 games)
(Total)	3,552	1972
	3,670	1976
	3,705	1973
	3,906	1971

SEASON	253.3	1972
(Avg. per game)	262.1	1976
	264.6	1973
	270.4	1983
	279.0	1971

GAME	36 — Sept. 26, 1976 vs. Green Bay
	72 — Dec. 12, 1976 at N.Y. Jets
	130 — Nov. 28, 1971 vs. San Diego
	137 — Sept. 17, 1972 at New England
	138 — Oct. 14, 1973 vs. Pittsburgh

— FEWEST FIRST DOWNS ALLOWED —

GAME	6 — Oct. 14, 1973 vs. Pittsburgh
	6 — Dec. 12, 1976 at N.Y. Jets
	7 — Sept. 26, 1976 vs. Green Bay
	8 — Nov. 30, 1969 at Buffalo
	8 — Dec. 20, 1970 vs. Boston
	8 — Nov. 28, 1971 vs. San Diego

— FEWEST RUSHING YARDS ALLOWED —

GAME	11 — Dec. 12, 1999 vs. Cleveland
	26 — Sept. 19, 1982 at Pittsburgh
	27 — Oct. 13, 1985 vs. N.Y. Giants
	27 — Sept. 15, 1996 vs. New Orleans

— FEWEST NET YDS. PASSING ALLOWED — (completion yardage minus sack yardage)

GAME	-35 — Sept. 26, 1976 vs. Green Bay
	-5 — Dec. 12, 1976 at N.Y. Jets
	-4 — Oct. 4, 1981 at Houston
	3 — Sept. 15, 1974 vs. Cleveland
	19 — Nov. 24, 1991 vs. L.A. Raiders

— FEWEST PASS ATTEMPTS ALLOWED —

GAME	6 — Oct. 4, 1981 at Houston
	9 — Nov. 24, 1985 at Cleveland
	9 — Oct. 17, 1977 at Pittsburgh
	10 — Oct. 3, 1971 at Green Bay
	10 — Nov. 24, 1991 vs. L.A. Raiders

— FEWEST PASS COMPLETIONS ALLOWED —

GAME	1 — Oct. 4, 1981 at Houston
	4 — Oct. 3, 1971 at Green Bay
	4 — Nov. 24, 1991 vs. L.A. Raiders
	5 — 5 times; most recent: Nov. 24, 1985 at Cleveland

OPPONENTS SINGLE-GAME RECORDS VS. BENGALS

(Regular-Season Records; Compiled by Jim Blount)

— POINTS —

- 24 Roland Hooks, Sept. 9, 1979 at Buffalo (4 rush TDs)
24 Az-Zahir Hakim, Oct. 3, 1993 vs. St. Louis (3 recv TDs, 1 PR TD)
19 Pat Leahy, Sept. 16, 1984 at N.Y. Jets (5 FGs, 4 PATs)

— TOUCHDOWNS —

- 4 Roland Hooks, Sept. 9, 1979 at Buffalo (4 rush TDs)
4 Az-Zahir Hakim, Oct. 3, 1993 vs. St. Louis (3 recv TDs, 1 PR TD)

— FIELD GOALS —

- 5 Pat Leahy, Sept. 16, 1984 at N.Y. Jets (5-for-5)
5 Nick Lowery, Nov. 13, 1988 at Kansas City (5-for-5)
5 Rich Karlis, Dec. 25, 1989 at Minnesota (5-for-6)
5 Matt Stover, Oct. 29, 1995 vs. Cleveland (5-for-5)
5 Matt Stover, Dec. 26, 1999 at Baltimore (5-for-5)

— LONGEST FIELD GOALS —

- 60 Steve Cox, Oct. 21, 1984 vs. Cleveland
54 Eddie Murray, Dec. 11, 1983 vs. Detroit
53 Raul Allegre, Oct. 2, 1983 vs. Baltimore
53 Dean Biasucci, Sept. 12, 1993 vs. Indianapolis
53 Michael Husted, Oct. 8, 1995 at Tampa Bay

— RUSHING YARDS —

- 227 Priest Holmes, Nov. 22, 1998 vs. Baltimore (36 att)
215 Terrell Davis, Sept. 21, 1997 at Denver (27 att)
202 Earl Campbell, Oct. 26, 1980 at Houston (27 att)
202 Freeman McNeil, Jan. 9, 1983 vs. N.Y. Jets (playoffs) (21 att)
197 O.J. Simpson, Nov. 17, 1975 vs. Buffalo (17 att)
188 Anthony Thomas, Oct. 21, 2001 vs. Chicago (22 att)
185 Barry Sanders, Sept. 13, 1998 at Detroit (26 att)
182 Greg Pruitt, Dec. 17, 1978 vs. Cleveland (22 att)
182 Earl Campbell, Oct. 4, 1981 at Houston (37 att)
181 Eddie George, Oct. 8, 2000 vs. Tennessee (36 att)

— RUSHING ATTEMPTS —

- 45 Jamie Morris, Dec. 17, 1988 vs. Washington-OT (152 yds)
41 Franco Harris, Oct. 17, 1976 at Pittsburgh (143 yds)
40 Adrian Murrell, Sept. 28, 1997 vs. N.Y. Jets (156 yds)

— RUSHING TOUCHDOWNS —

- 4 Roland Hooks, Sept. 9, 1979 at Buffalo
3 several times

— PASSING YARDS —

- 513 Phil Simms, Oct. 13, 1985 vs. N.Y. Giants (40-of-62)
450 Dan Marino, Oct. 1, 1995 vs. Miami (33-of-48)
437 Jeff Garcia, Dec. 5, 1999 vs. San Francisco (33-of-49)
435 Dan Fouts, Dec. 20, 1982 at San Diego (25-of-40)
392 Jim Kelly, Oct. 21, 1991 at Buffalo (18-of-27)

— PASS ATTEMPTS —

- 63 Elvis Grbac, Sept. 23, 2001 vs. Baltimore (33-of-63)
62 Phil Simms, Oct. 13, 1985 vs. N.Y. Giants (40-of-62)
54 Jerry Rhome, Dec. 13, 1970 at Houston (27-of-54)
53 Troy Aikman, Dec. 14, 1997 vs. Dallas (28-of-53)

— PASS COMPLETIONS —

- 40 Phil Simms, Oct. 13, 1985 vs. N.Y. Giants (40-of-62)
33 Dan Marino, Oct. 1, 1995 vs. Miami (33-of-48)
33 Elvis Grbac, Sept. 23, 2001 vs. Baltimore (33-of-63)
31 Brett Favre, Dec. 3, 1995 at Green Bay (31-of-43)

— TOUCHDOWN PASSES —

- 5 Warren Moon, Oct. 14, 1990 at Houston
5 Jim Kelly, Oct. 21, 1991 at Buffalo
5 Warren Moon, Oct. 11, 1992 vs. Houston

— PASSES HAD INTERCEPTED —

- 5 Daryle Lamonica, Nov. 2, 1969 vs. Oakland (44 passes)
4 several times

— PASS RECEPTIONS —

- 14 Jimmy Smith, Jan. 2, 2000 at Jacksonville (165 yds)
13 Art Monk, Dec. 15, 1985 at Washington (230 yds)
12 Mark Bavaro, Oct. 13, 1985 vs. N.Y. Giants (176 yds)

— RECEIVING YARDS —

- 260 Wes Chandler, Dec. 20, 1982 at San Diego (10 catches)
230 Art Monk, Dec. 15, 1985 at Washington (13 catches)
220 James Lofton, Oct. 21, 1991 at Buffalo (8 catches)
215 Jerry Rice (S.F.), Jan. 22, 1989 (Super Bowl XXIII) (11 catches)
198 Roger Carr, Sept. 19, 1976 at Baltimore (6 catches)

— RECEIVING TOUCHDOWNS —

- 3 Warren Wells, Dec. 7, 1969 at Oakland
3 Roger Carr, Sept. 19, 1976 at Baltimore
3 Haywood Jeffries, Oct. 11, 1992 vs. Houston
3 Haywood Jeffries, Nov. 14, 1993 vs. Houston
3 Az-Zahir Hakim, Oct. 3, 1999 vs. St. Louis

— INTERCEPTIONS —

- 3 Mike Wagner, Oct. 28, 1973 at Pittsburgh
3 Lee Roy Jordan, Nov. 4, 1973 at Dallas
3 Anthony Leonard, Oct. 1, 1978 at San Francisco
3 Todd Scott, Sept. 27, 1992 vs. Minnesota

— LONGEST INTERCEPTION RETURNS —

- 98 Darrol Ray, Jan. 9, 1983 vs. N.Y. Jets (playoffs) (TD)
98 Chad Williams, Dec. 1, 2002 vs. Baltimore (TD)
76 Clay Matthews (36 yds.), lateral to Carl Hairston (40), Dec. 13, 1987 at Cleveland
74 George Teague, Dec. 3, 1995 at Green Bay
71 Kenard Lang, Sept. 15, 2002 at Cleveland

— TOTAL PUNTS —

- 12 Bill Van Heusen, Oct. 6, 1968 at Denver (532 yds)
12 Josh Miller, Oct. 15, 2000 at Pittsburgh (526 yds)

— LONGEST PUNTS —

- 76 Lee Johnson, Sept. 9, 2001 vs. New England
74 Dan Pastorini, Oct. 24, 1976 at Houston
72 Brian Hansen, Oct. 17, 1993 vs. Cleveland
72 Sean Landeta, Sept. 20, 1998 vs. Green Bay

— TOTAL KICKOFF RETURNS —

- 7 Al Hunter, Sept. 25, 1977 vs. Seattle (146 yds)
7 Dino Hall, Nov. 29, 1981 at Cleveland (169 yards)

— KICKOFF RETURN YARDS —

- 229 Desmond Howard, Oct. 28, 2001 at Detroit (5 ret)
169 Dino Hall, Nov. 29, 1981 at Cleveland (7 ret)
166 Darren Lewis, Nov. 8, 1992 at Chicago (4 ret)
165 Rod Woodson, Sept. 17, 1989 vs. Pittsburgh (4 ret)

— LONGEST KICKOFF RETURNS —

- 105 Mercury Morris, Sept. 14, 1969 vs. Miami (TD)
103 Bob Gresham, Sept. 23, 1973 vs. Houston (TD)
101 Derrick Mason, Nov. 18, 2001 vs. Tennessee (TD)
100 Max Anderson, Sept. 22, 1968 vs. Buffalo (TD)
100 Jon Vaughn, Dec. 20, 1992 vs. New England (TD)

— TOTAL PUNT RETURNS —

- 7 Jon Stagers, Sept. 26, 1971 at Pittsburgh (92 yds)

— PUNT RETURN YARDS —

- 153 Steve Smith, Dec. 8, 2002 at Carolina (3 ret)
127 Billy (White Shoes) Johnson, Oct. 5, 1975 at Houston (6 ret)
115 Eric Metcalfe, Sept. 4, 1994 vs. Cleveland (4 ret)

— LONGEST PUNT RETURNS —

- 95 Lamont Brightful, Nov. 10, 2002 at Baltimore (TD)
92 Eric Metcalfe, Sept. 4, 1994 vs. Cleveland (TD)
87 Jermaine Lewis, Sept. 27, 1998 at Baltimore (TD)
87 Steve Smith, Dec. 8, 2002 at Carolina (TD)

BENGALS POSTSEASON INDIVIDUAL SINGLE-GAME RECORDS

(Compiled by Jim Blount)

* Super Bowl XVI in Pontiac, Michigan; ** Super Bowl XXIII in Miami, Florida

— POINTS —

- 12 Charles Alexander, Jan. 3, 1982 vs. Buffalo (2 rush TDs)
- 12 Dan Ross, Jan. 24, 1982 vs. San Francisco* (2 recv TDs)
- 12 Stanley Wilson, Dec. 31, 1988 vs. Seattle (2 rush TDs)
- 12 Ickey Woods, Jan. 8, 1989 vs. Buffalo (2 rush TDs)

— TOUCHDOWNS —

- 2 Charles Alexander, Jan. 3, 1982 vs. Buffalo (2 rush TDs)
- 2 Dan Ross, Jan. 24, 1982 vs. San Francisco* (2 recv TDs)
- 2 Stanley Wilson, Dec. 31, 1988 vs. Seattle (2 rush TDs)
- 2 Ickey Woods, Jan. 8, 1989 vs. Buffalo (2 rush TDs)

— FIELD GOALS —

- 3 Horst Muhlmann, Dec. 23, 1973 at Miami (3-for-3)
- 3 Jim Breech, Jan. 22, 1989 vs. San Francisco** (3-for-3)

— LONGEST FIELD GOALS —

- 46 Horst Muhlmann, Dec. 23, 1973 at Miami
- 43 Jim Breech, Jan. 22, 1989 vs. San Francisco**
- 40 Jim Breech, Jan. 22, 1989 vs. San Francisco**

— RUSHING YARDS —

- 126 Ickey Woods, Dec. 31, 1988 vs. Seattle (23 att)
- 102 Ickey Woods, Jan. 8, 1989 vs. Buffalo (29 att)
- 80 Pete Johnson, Jan. 10, 1982 vs. San Diego (21 att)

— RUSHING ATTEMPTS —

- 29 Ickey Woods, Jan. 8, 1989 vs. Buffalo (102 yds)
- 23 Ickey Woods, Dec. 31, 1988 vs. Seattle (126 yds)
- 21 Pete Johnson, Jan. 10, 1982 vs. San Diego (80 yds)

— RUSHING TOUCHDOWNS —

- 2 Charles Alexander, Jan. 3, 1982 vs. Buffalo
- 2 Stanley Wilson, Dec. 31, 1988 vs. Seattle
- 2 Ickey Woods, Jan. 8, 1989 vs. Buffalo

— LONGEST RUSHES —

- 30 Ickey Woods, Dec. 31, 1988 vs. Seattle
- 29 Boomer Esiason, Jan. 8, 1989 vs. Buffalo
- 26 James Brooks, Dec. 31, 1988 vs. Seattle

— PASSING YARDS —

- 354 Ken Anderson, Jan. 9, 1983 vs. N.Y. Jets (26-of-35)
- 300 Ken Anderson, Jan. 24, 1982 vs. San Francisco* (25-of-34)
- 201 Ken Anderson, Dec. 28, 1975 at Oakland (17-of-27)

— PASS ATTEMPTS —

- 35 Ken Anderson, Jan. 9, 1983 vs. N.Y. Jets (26-of-35)
- 34 Ken Anderson, Jan. 24, 1982 vs. San Francisco* (25-of-34)
- 27 Ken Anderson, Dec. 23, 1973 at Miami (14-of-27)
- 27 Ken Anderson, Dec. 28, 1975 at Oakland (17-of-27)

— PASS COMPLETIONS —

- 26 Ken Anderson, Jan. 9, 1983 vs. N.Y. Jets (26-of-35)
- 25 Ken Anderson, Jan. 24, 1982 vs. San Francisco* (25-of-34)
- 17 Ken Anderson, Dec. 28, 1975 at Oakland (17-of-27)

— TOUCHDOWN PASSES —

- 2 Ken Anderson, Dec. 28, 1975 at Oakland
- 2 Ken Anderson, Jan. 10, 1982 vs. San Diego
- 2 Ken Anderson, Jan. 24, 1982 vs. San Francisco*
- 2 Ken Anderson, Jan. 9, 1983 vs. N.Y. Jets

— LONGEST PASSES —

- 53 Ken Anderson-Cris Collinsworth, Jan. 9, 1983 vs. N.Y. Jets (no TD)
- 49 Ken Anderson-Cris Collinsworth, Jan. 24, 1982 vs. San Francisco* (no TD)
- 46 Boomer Esiason-Rodney Holman, Jan. 6, 1991 vs. Houston (no TD)

— PASSES HAD INTERCEPTED —

- 3 Ken Anderson, Jan. 9, 1983 vs. N.Y. Jets (35 passes)
- 2 Ken Anderson, Jan. 24, 1982 vs. San Francisco* (34 passes)
- 2 Boomer Esiason, Jan. 8, 1989 vs. Buffalo (20 passes)

— PASS RECEPTIONS —

- 11 Dan Ross, Jan. 24, 1982 vs. San Francisco* (104 yds)
- 9 Lenvil Elliott, Dec. 23, 1973 at Miami (53 yds)
- 7 Cris Collinsworth, Jan. 9, 1983 vs. N.Y. Jets (120 yds)

— RECEIVING YARDS —

- 120 Cris Collinsworth, Jan. 9, 1983 vs. N.Y. Jets (7 catches)
- 107 Cris Collinsworth, Jan. 24, 1982 vs. San Francisco* (5 catches)
- 104 Dan Ross, Jan. 24, 1982 vs. San Francisco* (11 catches)

— RECEIVING TOUCHDOWNS —

- 2 Dan Ross, Jan. 24, 1982 vs. San Francisco*

— INTERCEPTIONS —

- 1 15 times by 10 players (3 each by Ken Riley and David Fulcher; 2 by Eric Thomas); most recent: David Fulcher, Jan. 13, 1991 at L.A. Raiders

— LONGEST INTERCEPTION RETURNS —

- 45 Neal Craig, Dec. 23, 1973 at Miami (TD)
- 43 David Fulcher, Jan. 6, 1991 vs. Houston
- 34 Ken Riley, Dec. 28, 1975 at Oakland

— TOTAL PUNTS —

- 8 Dave Lewis, Dec. 26, 1970 at Baltimore (313 yds)
- 7 Dave Lewis, Dec. 23, 1973 at Miami (254 yds)
- 6 3 times; most recent: Lee Johnson, Jan. 8, 1989 vs. Buffalo

— LONGEST PUNTS —

- 64 Lee Johnson, Jan. 13, 1991 at L.A. Raiders
- 63 Lee Johnson, Jan. 22, 1989 vs. San Francisco**
- 60 Pat McNally, Jan. 3, 1982 vs. Buffalo

— TOTAL KICKOFF RETURNS —

- 7 David Verser, Jan. 9, 1983 vs. N.Y. Jets (116 yds)
- 5 David Verser, Jan. 24, 1982 vs. San Francisco* (52 yds)
- 4 David Verser, Jan. 3, 1982 vs. Buffalo (94 yds)

— KICKOFF RETURN YARDS —

- 117 Stanford Jennings, Jan. 22, 1989 vs. San Francisco** (2 ret)
- 116 David Verser, Jan. 9, 1983 vs. N.Y. Jets (7 ret)
- 94 David Verser, Jan. 3, 1982 vs. Buffalo (4 ret)

— LONGEST KICKOFF RETURNS —

- 93 Stanford Jennings, Jan. 22, 1989 vs. San Francisco** (TD)
- 40 David Verser, Jan. 3, 1982 vs. Buffalo
- 40 David Verser, Jan. 10, 1982 vs. San Diego

— TOTAL PUNT RETURNS —

- 4 Mike Fuller, Jan. 24, 1982 vs. San Francisco* (35 yds)
- 3 Ira Hillary, Dec. 31, 1988 vs. Seattle (19 yds)
- 3 Mitchell Price, Jan. 6, 1991 vs. Houston (42 yds)

— PUNT RETURN YARDS —

- 42 Mitchell Price, Jan. 6, 1991 vs. Houston (3 ret)
- 35 Mike Fuller, Jan. 24, 1982 vs. San Francisco* (4 ret)
- 27 Mike Fuller, Jan. 3, 1982 vs. Buffalo (1 ret)

— LONGEST PUNT RETURNS —

- 34 Mitchell Price, Jan. 6, 1991 vs. Houston
- 27 Mike Fuller, Jan. 3, 1982 vs. Buffalo
- 17 Mike Fuller, Jan. 24, 1982 vs. San Francisco*

OPPONENTS POSTSEASON INDIVIDUAL SINGLE-GAME RECORDS

(Compiled by Jim Blount)

* Super Bowl XVI in Pontiac, Michigan; ** Super Bowl XXIII in Miami, Florida

— POINTS —

- 14 Ray Werschling, Jan. 24, 1982 vs. San Francisco* (4 FGs, 2 PATs)
- 14 Pat Leahy, Jan. 9, 1983 vs. N.Y. Jets (3 FGs, 5 PATs)
- 12 Joe Cribbs, Jan. 3, 1982 vs. Buffalo (2 rush TDs)
- 12 Ernest Givins, Jan. 6, 1991 vs. Houston (2 recy TDs)

— TOUCHDOWNS —

- 2 Joe Cribbs, Jan. 3, 1982 vs. Buffalo (2 rush TDs)
- 2 Ernest Givins, Jan. 6, 1991 vs. Houston (2 recy TDs)

— FIELD GOALS —

- 4 Ray Werschling, Jan. 24, 1982 vs. San Francisco* (4-for-4)
- 3 Pat Leahy, Jan. 9, 1983 vs. N.Y. Jets (3-for-3)

— LONGEST FIELD GOALS —

- 50 Garo Yepremian, Dec. 23, 1973 at Miami
- 49 Jeff Jaeger, Jan. 13, 1991 at L.A. Raiders
- 47 Pat Leahy, Jan. 9, 1983 vs. N.Y. Jets

— RUSHING YARDS —

- 202 Freeman McNeil, Jan. 9, 1983 vs. N.Y. Jets (21 att)
- 140 Marcus Allen, Jan. 13, 1991 at L.A. Raiders (21 att)
- 116 Norm Bulaich, Dec. 26, 1970 at Baltimore (25 att)

— RUSHING ATTEMPTS —

- 25 Norm Bulaich, Dec. 26, 1970 at Baltimore (116 yds)
- 23 Chuck Muncie, Jan. 10, 1982 vs. San Diego (94 yds)
- 21 Freeman McNeil, Jan. 9, 1983 vs. N.Y. Jets (202 yds)
- 21 Marcus Allen, Jan. 13, 1991 at L.A. Raiders (140 yds)

— RUSHING TOUCHDOWNS —

- 2 Joe Cribbs, Jan. 3, 1982 vs. Buffalo

— LONGEST RUSHES —

- 44 Joe Cribbs, Jan. 3, 1982 vs. Buffalo (TD)
- 35 Freeman McNeil, Jan. 9, 1983 vs. N.Y. Jets
- 34 Bo Jackson, Jan. 13, 1991 at L.A. Raiders

— PASSING YARDS —

- 357 Joe Montana, Jan. 22, 1989 vs. San Francisco** (23-of-36)
- 297 Dave Krieg, Dec. 31, 1988 vs. Seattle (24-of-50)
- 269 Richard Todd, Jan. 9, 1983 vs. N.Y. Jets (20-of-28)

— PASS ATTEMPTS —

- 50 Dave Krieg, Dec. 31, 1988 vs. Seattle (24-of-50)
- 36 Joe Montana, Jan. 22, 1989 vs. San Francisco** (23-of-36)
- 33 Cody Carlson, Jan. 6, 1991 vs. Houston (16-of-33)

— PASS COMPLETIONS —

- 24 Dave Krieg, Dec. 31, 1988 vs. Seattle (24-of-50)
- 23 Joe Montana, Jan. 22, 1989 vs. San Francisco** (23-of-36)
- 20 Richard Todd, Jan. 9, 1983 vs. N.Y. Jets (20-of-28)

— TOUCHDOWN PASSES —

- 3 Ken Stabler, Dec. 28, 1975 at Oakland
- 2 5 times; most recent: Jay Schroeder, Jan. 13, 1991 at L.A. Raiders

— LONGEST PASSES —

- 54 Joe Ferguson-Jerry Butler, Jan. 3, 1982 vs. Buffalo (no TD)
- 53 Johnny Unitas-Eddie Hinton, Dec. 26, 1970 at Baltimore (TD)
- 49 Richard Todd-Wesley Walker, Jan. 9, 1983 vs. N.Y. Jets (no TD)

— PASSES HAD INTERCEPTED —

- 3 Jim Kelly, Jan. 8, 1989 vs. Buffalo (30 passes)
- 2 Joe Ferguson, Jan. 3, 1982 vs. Buffalo (31 passes)
- 2 Dan Fouts, Jan. 10, 1982 vs. San Diego (28 passes)
- 2 Dave Krieg, Dec. 31, 1988 vs. Seattle (50 passes)

— PASS RECEPTIONS —

- 11 John L. Williams, Dec. 31, 1988 vs. Seattle (137 yds)
- 11 Jerry Rice, Jan. 22, 1989 vs. San Francisco** (215 yds)
- 8 Wesley Walker, Jan. 9, 1983 vs. N.Y. Jets (145 yds)
- 8 Roger Craig, Jan. 22, 1989 vs. San Francisco** (101 yds)

— RECEIVING YARDS —

- 215 Jerry Rice, Jan. 22, 1989 vs. San Francisco** (11 catches)
- 145 Wesley Walker, Jan. 9, 1983 vs. N.Y. Jets (8 catches)
- 137 John L. Williams, Dec. 31, 1988 vs. Seattle (11 catches)

— RECEIVING TOUCHDOWNS —

- 2 Ernest Givins, Jan. 6, 1991 vs. Houston

— INTERCEPTIONS —

- 2 Johnny Lynn, Jan. 9, 1983 vs. N.Y. Jets

— LONGEST INTERCEPTION RETURNS —

- 98 Darrol Ray, Jan. 9, 1983 vs. N.Y. Jets (TD)
- 27 Dwight Hicks, Jan. 24, 1982 vs. San Francisco*
- 26 Johnny Lynn, Jan. 9, 1983 vs. N.Y. Jets

— TOTAL PUNTS —

- 6 David Lee, Dec. 26, 1970 at Baltimore (230 yds)
- 6 Ruben Rodriguez, Dec. 31, 1988 vs. Seattle (265 yards)
- 6 John Kidd, Jan. 8, 1989 vs. Buffalo (271 yds)
- 6 Greg Montgomery, Jan. 6, 1991 vs. Houston (256 yds)

— LONGEST PUNT —

- 55 Barry Helton, Jan. 22, 1989 vs. San Francisco**

— TOTAL KICKOFF RETURNS —

- 4 Clarence Davis, Dec. 28, 1975 at Oakland (93 yds)
- 4 Robb Riddick, Jan. 3, 1982 vs. Buffalo (68 yds)
- 4 James Brooks, Jan. 10, 1982 vs. San Diego (87 yds)

— KICKOFF RETURN YARDS —

- 93 Clarence Davis, Dec. 28, 1975 at Oakland (4 ret)
- 87 James Brooks, Jan. 10, 1982 vs. San Diego (4 ret)
- 68 Robb Riddick, Jan. 3, 1982 vs. Buffalo (4 ret)

— LONGEST KICKOFF RETURNS —

- 37 Clarence Davis, Dec. 28, 1975 at Oakland
- 37 Allen Pinkett, Jan. 6, 1991 vs. Houston
- 36 James Brooks, Jan. 10, 1982 vs. San Diego

— TOTAL PUNT RETURNS —

- 7 Ron Gardin, Dec. 26, 1970 at Baltimore (28 yds)
- 5 Bobby Joe Edmonds, Dec. 31, 1988 vs. Seattle (30 yds)
- 4 Neal Colzie, Dec. 28, 1975 at Oakland (64 yds)

— PUNT RETURN YARDS —

- 64 Neal Colzie, Dec. 28, 1975 at Oakland (4 ret)
- 56 John Taylor, Jan. 22, 1989 vs. San Francisco** (3 ret)
- 40 Tim Brown, Jan. 13, 1991 at L.A. Raiders (3 ret)

— LONGEST PUNT RETURNS —

- 45 John Taylor, Jan. 22, 1989 vs. San Francisco**
- 24 Neal Colzie, Dec. 28, 1975 at Oakland

STADIUM, MEDIA & NFL



Paul Brown Stadium holds prime spot among world's honored sports venues

Paul Brown Stadium, which opened in 2000, is no longer among the NFL's newest facilities. But PBS has remained very much in the news.

In an industry rarity, the Bengals' downtown Cincinnati riverfront home was singled out in 2002 by both of the nation's premier architecture magazines. In the *Architectural Record* and in *Architecture*, PBS was able to push sports stadiums onto pages usually reserved for the design elite of office buildings, museums and universities.

The *Record* named PBS as one of the four best stadiums in the world that "help prove traditional architecture needn't be the answer to the problem of how to design sports stadiums that can provide iconic imagery to help revitalize cities."

Both magazines emphasized the skill with which NBBJ, the stadium's Los Angeles-based architecture firm, was able to integrate the open-air stadium design with the city.

In its story on PBS, *Architecture* noted: "(The stadium) is sliced open at the corners to reveal dramatic views of the (downtown) skyline and the (Ohio) river. Opening the corners of the stadium was both good urban design and good business."

The two stories came on the heels of PBS receiving the 2001 Merit Award from the American Institute of Architects (California Council). It marked the first time for an NFL stadium to receive the award from the prestigious AIA. And in May of 1998, well before its completion, studies of the stadium's design led to its being among 15 winners from a field of more than 300 projects for an American Architecture Award.

"In the best of the new stadiums, the experience of just walking in wakes you up," says Bengals

president Mike Brown. "It's exciting just to be there. From day one, we made this a goal for our new stadium. We want it to be the best setting for pro football in the country, and we think our fans agree that it is."

The Bengals have

hosted the 11 largest crowds ever to see a sports event in Cincinnati during their first three seasons at PBS, including a record 64,217 on Oct. 14, 2001 vs. Cleveland. That game and a number of others were sellouts for local TV coverage, but attendance has not yet reached the official capacity mark of 65,341 because NFL sellout policy does not include the private suite and club areas. Those seats in PBS are sold only on a season-long basis, and have not yet been sold out for a season.

Before PBS, the largest crowd for a sports event in Cincinnati was 60,284, for a Bengals-Browns game on Oct. 17, 1971 at Riverfront Stadium (later renamed Cinergy Field). The largest crowd in Cincinnati history for a sports event other than a Bengals game is 56,393, for Game 5 of the World Series between the Cincinnati Reds and Boston Red Sox at Riverfront Stadium on Oct. 16, 1975.

Named for the Pro Football Hall of Fame legend who founded both the Cleveland Browns and Bengals



**PAUL BROWN
STADIUM**



franchises, Paul Brown Stadium includes 114 private suites and 7800 club seats.

PBS has been a catalyst for Cincinnati's "Rebirth of the Riverfront." It was the first completed project of a major renewal, forming the western bookend of an area now bordered on the east by the Great American Ball Park, the new Reds facility that opened in March 2003. In between will be dramatic park land, new housing, and other attractions headlined by the National Underground Railroad Freedom Center, a world-class museum celebrating Cincinnati's role as a transit point for runaway slaves during the mid-1800s.

Bill Koch, sports columnist for *The Cincinnati Post*, wrote just prior to PBS' opening that the stadium "celebrates its setting."

"From the west side," Koch went on, "you gaze into Price Hill, with Union Terminal off in the distance. From the east, you walk through the club lounge and see the river, the Roebling Suspension Bridge and the downtown skyline. You are not in Anytown, USA. You are unmistakably in Cincinnati."

Though hailed for its futuristic design, the stadium's primary purpose is to serve as a premier venue for watching football. Almost 70 percent of the seats are along the sidelines, positioned for superior sight lines to the field.

In the area of fan amenities, Paul Brown Stadium set new industry standards upon its opening. The list included:

- Two super-sized video boards with state-of-the-art LED technology.
- More than 1200 restroom fixtures — one for every 50 fans, the best ratio in the NFL.
- More than 400 "points of sale" for food and beverages, again the best ratio in the NFL.
- Seats in most areas of 20 inches in width, larger than the industry standard of 19 inches.
- Extra-wide concourses — more than twice as wide as those at Cinergy Field — to help fans visit concession stands and restrooms without crowding.
- A distributed sound system to provide crystal-clear audio for fans seated in all areas of the stadium.
- The NFL's only LED sideline boards, capable of showing video graphics and statistical information.

The stadium also carries a crucial link to the past. In an era when many sports facilities carry corporate names for rights fees, Cincinnati's stadium bears only the name of the late Paul Brown.

"We like the fact that our stadium name honors the tradition of the NFL," said Mike Brown. "Many names now don't have anything to do with the game."

Additional facts and figures on Paul

Brown Stadium:

LOCATION: The stadium site is on the western side of Cincinnati's downtown riverfront. It is bordered by Elm Street on the east, Central Avenue on the west, Pete Rose Way on the north and Mehring Way on the south. The southern border of the stadium is one block from the Ohio River, and plans call for it to be connected to the riverfront with a city park.

DIMENSIONS: The stadium site covers approximately 22 acres, and Paul Brown Stadium itself reaches a height of 157 feet.

PLAYING SURFACE: Heated natural grass.

PRIVATE SUITES: Each of the 114 suites features retractable glass windows, allowing fans the option to watch in climate-controlled comfort or to bring in the outdoor experience. Suite holders can enjoy premium parking, an exclusive entrance, specialized catering, personalized concierge service and elegant interior designs. Suites include 12 spacious fixed stadium seats and four elevated seats at a drink rail with a view of the field.

CLUB SEATING: Club patrons enjoy extra-wide, padded seats at the prime football viewing level, with in-seat food and beverage service. Patrons also have access to the Club Level Lounges, featuring fine dining as well as prime views of the downtown skyline or riverfront.

PAUL BROWN

Paul Brown Stadium honors not only the founder and first coach of the Bengals, but a man who was also one of the great innovators in pro football history.

"Whether they know it or not, nearly everyone in football has been affected by Paul Brown," former NFL Commissioner Pete

Rozelle said in 1991. "His wealth of ideas changed the game."

Elected in 1967 to the Pro Football Hall of Fame, Brown also was founder and first coach of the Cleveland Browns, whom he guided to seven league championships in their first 12 seasons. He posted a .665 winning percentage over 25 years of pro coaching (222-112-9, including playoffs). Earlier in his career, he created an Ohio dynasty at Massillon High School and coached Ohio State University to a national championship (1942).

Brown pioneered coaching as a year-round profession, invented the draw play, introduced the use of face masks on helmets, initiated film study and classroom instruction of players, and was the first coach to call plays from the sidelines. He also broke the color barrier in modern American pro sports, as his Cleveland team featured black stars Marion Motley and Bill Willis in 1946, a year before Jackie Robinson's debut in Major League Baseball.

Born in Norwalk, Ohio, and reared in Massillon, Brown was Bengals coach and general manager from 1968-75. He stepped down as coach following an 11-3 season in 1975, and continued in the GM's role until his death at age 82 on Aug. 5, 1991.



BENGALS STADIUM FIRSTS & LASTS

NIPPERT STADIUM (1968-69)

First Preseason Game: Aug. 3, 1968

Final Score: Kansas City 38, Bengals 14; **Attendance:** 21,682

First Regular-Season Game: Sept. 15, 1968

Final Score: Bengals 24, Denver 10; **Attendance:** 25,049

First Bengals Scoring Play: Dale Livingston 49-yard FG (12:02 left in 3rd quarter)

First Bengals TD: Bob Trumpy 58-yard pass from John Stofa (8:58 left in 3rd quarter)

First Opp. Scoring Play: Bob Humphreys 33-yard FG (3:07 left in 3rd quarter)

First Opp. TD: Eric Crabtree 5-yard pass from Jim Leclair (11:57 left in 4th quarter)

Last Regular-Season Game: Nov. 16, 1969

Final Score: Boston 25, Bengals 14; **Attendance:** 25,913

Last Bengals Scoring Play: Jess Phillips 4-yard TD run; Horst Muhlmann PAT kick (13:10 left in 4th quarter)

Last Opp. Scoring Play: Gino Capelletti 43-yard FG (7:58 left in 3rd quarter)

Last Opp. TD: Charley Frazier 6-yard pass from Mike Taliaferro; Gino Capelletti PAT kick (1:24 left in 1st quarter)

Bengals' Total W-L Record at Nippert (Regular Season): 6-8-0 (.429)

Largest Crowd at Nippert: 28,642 on Sept. 29, 1968 — San Diego 31, Bengals 10



Photo courtesy Univ. of Cincinnati

RIVERFRONT STADIUM/CINERGY FIELD (1970-99)

(Note: Stadium was called Riverfront Stadium from 1970-95 and was renamed Cinergy Field in 1996.)

First Preseason Game: Aug. 8, 1970

Final Score: Bengals 27, Washington 12; **Attendance:** 52,299

First Regular-Season Game: Sept. 20, 1970

Final Score: Bengals 31, Oakland 21; **Attendance:** 56,616

First Bengals Scoring Play: Sam Wyche 5-yard TD run (13:08 left in 1st quarter)

First Opp. Scoring Play: Fred Biletnikoff 20-yard TD pass from Daryle Lamonica (0:30 left in 1st quarter)

Last Regular-Season Game: Dec. 12, 1999

Final Score: Bengals 44, Cleveland 28; **Attendance:** 59,972

Last Bengals Scoring Play: Darnay Scott 52-yard TD pass from Jeff Blake; Doug Pelfrey PAT kick (3:15 left in 3rd quarter)

Last Opp. Scoring Play: Darrin Chiaverini 19-yard TD pass from Ty Detmer; Phil Dawson PAT kick (0:49 left in 4th quarter)

Bengals' Total W-L Record at Riverfront/Cinergy (Regular Season): 128-100-0 (.561)

Largest Crowd at Riverfront/Cinergy: 60,284 on Oct. 17, 1971 — Cleveland 27, Bengals 24



PAUL BROWN STADIUM (2000-PRESENT)

First Preseason Game: Aug. 19, 2000

Final Score: Bengals 24, Chicago 20; **Attendance:** 56,180

First Regular-Season Game: Sept. 10, 2000

Final Score: Cleveland 24, Bengals 7; **Attendance:** 64,006

First Bengals Scoring Play: Ron Dugans 4-yard TD pass from Akili Smith (14:33 left in 2nd quarter)

First Opp. Scoring Play: Travis Prentice 16-yard TD run (3:43 left in 1st quarter)

Bengals' Total W-L Record at Paul Brown Stadium (Regular Season): 8-16-0 (.333)

Largest Crowd at Paul Brown Stadium: 64,217 on Oct. 14, 2001 — Bengals 24, Cleveland 14



SO LONG RIVERFRONT STADIUM/CINERGY FIELD

A big part of Bengals history came crashing down — literally — on December 29, 2002, when Riverfront Stadium/Cinergy Field was imploded. The implosion, which attracted thousands of spectators to downtown Cincinnati and across the Ohio River in Northern Kentucky, began at 8:00 a.m. and lasted 37 seconds.

The Bengals played their home games at Riverfront/Cinergy from 1970 through '99. The stadium was called Riverfront Stadium from 1970-95 and then was renamed Cinergy Field in '96.

Photos by Jon Braude



STADIUM, MEDIA & NFL

MEDIA INFORMATION

Cincinnati Bengals

One Paul Brown Stadium
Cincinnati, Ohio 45202
Switchboard: (513) 621-3550
Ticket Office: (513) 621-TDTD (8383)
FAX: (513) 621-3570

Jack Brennan

Public Relations Director
Direct: (513) 455-8347

Patrick J. Combs

Assistant Public Relations Director
Direct: (513) 455-8349

Inky Moore

Public Relations Assistant
Direct: (513) 455-8348

Training Camp (July 27-Aug. 21)

Georgetown (Ky.) College
100 Stadium Drive
Georgetown, KY 40324
Switchboard: (502) 868-6300
Media Room (Press Box): (502) 868-6351
Public Relations FAX: (502) 868-6545

— GAME DAYS —

CREDENTIALS FOR HOME GAMES: To receive a media credential for a Bengals game, one must be a member of an accredited news organization with a legitimate working function that requires access to the stadium. No one under 18 years old may use a credential. Interns of news organizations are not permitted to use credentials (unless prior clearance from the Bengals' public relations department is sought and granted). Media are not permitted to have guests of any kind (executives, sponsors, advertisers, friends, family, etc.) in secured areas of the stadium (in the press box/booth area, on the field, in the locker rooms, etc.) at any time. Credential privileges can and will be revoked if any of these or the following policies are not honored. Credential use is monitored. All credential requests should be made in writing on company letterhead by the media organization's manager — the sports editor of a newspaper, for example, or the sports director of a TV or radio station. Place all requests to the attention of Bengals public relations director Jack Brennan. All requests should be faxed (513-621-3570) by 5 p.m. on the Mondays preceding the games. Please specify the types of credentials required — reporter, photographer or otherwise — and note whether locker room access is necessary. Also note whether you wish to have the credentials mailed or left at will call. All credentials are non-transferable.

MEDIA WILL CALL/MEDIA ENTRANCE: Will call is located on the plaza on north side of the stadium (the downtown side) between Gates B and C. All media must enter Gate B on the plaza on the northwest side (downtown side, close to practice fields) of the stadium. Media will not be admitted through any other entrance. Gate B opens five hours prior to kickoff (at 8 a.m. for a 1 p.m. game). In order to enter the stadium, each reporter or photographer must meet the following three conditions (if any of the three conditions are not met, he/she will not be permitted to enter the stadium): (1) He/she must have the proper credential; (2) he/she must present a photo ID (i.e., driver's license); and (3) His/her name must be on the media list (names should be provided to the Bengals' public relations department by your sports editor/director prior to each home game). All equipment and baggage is subject to visual search.

PRESS BOX/BOOTH: Option No. 1: Enter Gate B on the plaza on the northwest side (downtown side, close to practice fields) of the stadium and turn right. Take the escalator just inside the gate entrance. The escalator terminates one level above the press box. Take a right at the end of the escalator, and descend one flight of stairs and turn right. The press box will be straight ahead inside the glass doors. Option No. 2: Enter Gate B on the plaza on the northwest side (downtown side, close to practice fields) of the stadium and turn right. Follow the concourse and descend the concourse stairs on the west side of the stadium. The elevators are located on the right immediately after the glass wall and escalator. Take an elevator to CS (Club Suite) Level. The press box is adjacent to the elevators.

PHOTOGRAPHERS' WORK AREA: Enter Gate B on the plaza on the northwest side (downtown side, close to practice fields) of the stadium and turn right. Follow the concourse and descend the concourse stairs on the west side of the stadium. The elevators are located on the right immediately after the glass wall and escalator. Take an elevator to FL (Field Level). Turn right into the hallway. Turn left at the southwest truck dock. The arm-band check-in table (photographers must sign an injury waiver form to receive an arm band, which is necessary for field access) will be on the left. The photographers' work area is just inside the door behind the arm-band check-in table.

TELEPHONES IN THE PRESS BOX: In most cases, it is not necessary to order individual telephone lines for games. There are more than two dozen general-use telephones (analog only) located throughout the press box seating area. They provide free local calls, but require an 800 number for long distance service. In addition, four general-use telephones are located in the work room behind the third row of the press box. If a dedicated telephone line in the press box is necessary, please contact Bengals assistant public relations director P.J. Combs at (513) 621-3550 no later than 5 p.m. on the Tuesday before the game.

POSTGAME INTERVIEWS/LOCKER ROOM ACCESS: For media with locker room access, the locker rooms are opened for interviews with players and coaches within 12 minutes after the conclusion of a game. Both the Bengals' locker room and the visitors' locker room have news conference rooms for the head coaches' postgame news conferences and any star players' postgame news conferences. Both news conference rooms include built-in multi-box systems for television and radio reporters, as well as proper lighting and audio amplification. Television reporters should set up tripods in the rear of the news conference rooms to reduce congestion around the podium. Since both news conference rooms have direct-access entrances separate from the locker rooms, TV/radio media can access the rooms anytime before a game to set up equipment for use after the game.

WALKING DIRECTIONS FROM PRESS BOX TO STADIUM EXIT: To depart press box after game, take an elevator or the stairs to sideline level (SL). Turn right out of elevator lobby and exit through any "exit" gate, which are to the left of the entrance gates.

CREDENTIALS FOR AWAY GAMES: Place all requests to the attention of Bengals public relations director Jack Brennan. All requests should be faxed (513-621-3570) no later than 10 days before the game. Please specify the types of credentials required — reporter, photographer or otherwise — and note whether locker room access is necessary. Media from outside the Greater Cincinnati region should submit requests to the home team.

HOTEL ACCOMMODATIONS FOR AWAY GAMES: Place all requests to Bengals business manager Bill Connelly (513-621-3550 phone; 513-621-3570 fax) no later than 5 p.m. on the Tuesdays before the games. Please note the types of accommodations required.

— DURING THE WEEK —

MEDIA ROOM: The Bengals have a media workroom at Paul Brown Stadium that is available for media use during business hours. Countertop space, electrical outlets and telephones (analog only) are available.

PRACTICES: All practices after training camp are closed to the media. Photographers and videographers, however, will be permitted to shoot individual warm-up drills during the first 15 minutes of selected practices. Call the Bengals' public relations department for times.

HEAD COACH INTERVIEWS: The Bengals' head coach is available for interviews in a news conference setting at scheduled times during the week. Call the Bengals' public relations department for times.

LOCKER ROOM/PLAYER INTERVIEWS: The team's locker room at Paul Brown Stadium is open to the media at scheduled times during the week. Call the Bengals' public relations department for times.

TV INTERVIEW ROOM: An interview room for television reporters is available upon request. The room has chairs and electrical outlets for lighting. Background materials are not provided.

BENGALS TV, RADIO & INTERNET



Paul Keels



Anthony Munoz



Brad Johansen



Dave Lapham



Geoff Hobson

— BENGALS PRESEASON TELEVISION —

Paul Keels and Anthony Munoz will team up again in the broadcast booth for this season's games on the Bengals Preseason TV Network. Keels will do play-by-play, with Munoz as the analyst.

For the 15th time in the past 16 years, Cincinnati's WKRC-TV (Channel 12) will be the flagship station of the network. Also on the network are WDTN-TV (Channel 2) in Dayton, Ohio; WBNS-TV (Channel 10) and WWHO-TV (Channel 53) in Columbus, Ohio; WDRB-TV (Channel 41) and WFTE-TV (Channel 58) in Louisville, Ky.; WTVQ-TV (Channel 36) in Lexington, Ky.; and WSAZ-TV (Channel 3) in Huntington, W.Va.

Keels, a Cincinnati native, is also currently the voice of the Ohio State Buckeyes for football and basketball. He was the University of Cincinnati's primary football and basketball broadcaster over a period from 1989-98, and was the Bengals' play-by-play voice on radio in '96. Munoz, Bengals' Hall of Fame offensive tackle, will be in his sixth season as preseason analyst.

— BENGALS WEEKLY TV SHOW —

The Bengals produce a weekly television show — Bengals Weekly with Marvin Lewis — that will air every Sunday morning during the 2003 NFL regular season at 11:30 A.M. on WKRC-TV (Channel 12) in Cincinnati and WDTN-TV (Channel 2) in Dayton. The show will also air (on an alternate schedule) in Louisville on WDRB-TV (Channel 41) and WFTE-TV (Channel 58); in Lexington on WTVQ-TV (Channel 36); and in Huntington on WSAZ-TV (Channel 3).

— BENGALS RADIO NETWORK —

Bengals games will be aired this season on three Clear Channel flagship radio stations in the Cincinnati market. All games will be carried by All Sports 1360 Homer (WCKY-AM) and 92.5 The Fox (WOFX-FM). Also, once the Major League Baseball season is over, games will also be aired on 700 WLW-AM. The Bengals Radio Network includes stations across Ohio as well as in Kentucky and West Virginia.

Brad Johansen, former play-by-play voice on Bengals preseason television, returns for his fourth season on radio play-by-play. Johansen is sports anchor for Cincinnati's WKRC-TV (CBS/Channel 12).

Dave Lapham, a Bengals offensive lineman from 1974-83, is in his 18th consecutive season as the analyst on Bengals radio broadcasts. He also works as an analyst for college games on TV's Fox network.

As of July 6, the Bengals Radio Network included 23 stations:

OHIO		
City	Station	Frequency
Celina	WCSM-AM	1350
	WCSM-FM	96.7
Chillicothe	WBEX-AM	1490
Cincinnati	WCKY-AM	1360
	WOFX-FM	92.5
	WLW-AM	700
Columbus	WTVN-AM	610
Dayton	WTUE-FM	104.7
Findlay	WFIN-AM	1330
Hillsboro	WSRW-AM	1590
Kenton	WKTN-FM	95.3
Lima	WIMA-AM	1150
Marietta	WMOA-AM	1490
Middleport	WMPO-AM	1390

OHIO (cont'd)		
City	Station	Frequency
Portsmouth	WIOI-AM	1010
Uhrichsville	WBTC-AM	1540
Washington Court House	WKSJ-AM	1250

KENTUCKY

Cynthiana	WCYN-FM	102.3
Danville	WHIR-AM	1230
Frankfort	WFKY-AM	1490
Lexington	WLAP-AM	630
Louisville	WXXA-AM	970

WEST VIRGINIA

Huntington	WVHU-AM	800
------------	---------	-----

— BENGALS.COM —

The club's official Web site, bengals.com, offers a variety of features, including up-to-the-down live coverage of every game, complete with news stories, sidebars, and analysis. During the season, the site provides breaking news, daily team updates and notes, as well as in-depth conversations with players and coaches, analysis of the upcoming game, and commentary. Geoff Hobson, former Bengals beat reporter for *The Cincinnati Post* and later for *The Cincinnati Enquirer*, is the Web site editor. Bengals.com also provides live audio coverage of head coach Marvin Lewis' news conferences during the week, as well as postgame press conferences. During the week, the site hosts audio one-on-one interviews with players and coaches.

Also available on bengals.com are the club's roster, depth chart, biographies of coaches and players, as well as information regarding tickets, cheerleaders, and Paul Brown Stadium.

At the 2003 NFL Internet meetings, bengals.com was voted the "best content" award in polling of all 32 teams.

2003 NFL REGULAR-SEASON SCHEDULE (All times Eastern)

WEEK 1

THURSDAY, SEPTEMBER 4

New York Jets at Washington 9:00

SUNDAY, SEPTEMBER 7

Arizona at Detroit 1:00
 Baltimore at Pittsburgh 1:00
Denver at Cincinnati 1:00
 Houston at Miami 1:00
 Indianapolis at Cleveland 1:00
 Jacksonville at Carolina 1:00
 Minnesota at Green Bay 1:00
 New England at Buffalo 1:00
 St. Louis at New York Giants 1:00
 San Diego at Kansas City 1:00
 Atlanta at Dallas 4:15
 Chicago at San Francisco 4:15
 New Orleans at Seattle 4:15
 Oakland at Tennessee 8:30

MONDAY, SEPTEMBER 8

Tampa Bay at Philadelphia 9:00

(OPEN DATE: none)

WEEK 2

SUNDAY, SEPTEMBER 14

Buffalo at Jacksonville 1:00
 Cleveland at Baltimore 1:00
 Detroit at Green Bay 1:00
 Houston at New Orleans 1:00
 Miami at New York Jets 1:00
 Pittsburgh at Kansas City 1:00
 San Francisco at St. Louis 1:00
 Tennessee at Indianapolis 1:00
 Washington at Atlanta 1:00
 Carolina at Tampa Bay 4:05
 Seattle at Arizona 4:05
Cincinnati at Oakland 4:15
 Denver at San Diego 4:15
 New England at Philadelphia 4:15
 Chicago at Minnesota 8:30

MONDAY, SEPTEMBER 15

Dallas at New York Giants 9:00

(OPEN DATE: none)

WEEK 3

SUNDAY, SEPTEMBER 21

Jacksonville at Indianapolis 1:00
 Kansas City at Houston 1:00
 Minnesota at Detroit 1:00
 New Orleans at Tennessee 1:00
 New York Jets at New England 1:00
Pittsburgh at Cincinnati 1:00
 Tampa Bay at Atlanta 1:00
 Green Bay at Arizona 4:05
 New York Giants at Washington 4:05
 St. Louis at Seattle 4:05
 Baltimore at San Diego 4:15
 Cleveland at San Francisco 4:15
 Buffalo at Miami 8:30

MONDAY, SEPTEMBER 22

Oakland at Denver 9:00

(OPEN DATES: Carolina, Chicago, Dallas, Philadelphia)

WEEK 4

SUNDAY, SEPTEMBER 28

Arizona at St. Louis 1:00
 Atlanta at Carolina 1:00
Cincinnati at Cleveland 1:00
 Jacksonville at Houston 1:00
 Kansas City at Baltimore 1:00
 New England at Washington 1:00
 Philadelphia at Buffalo 1:00
 San Francisco at Minnesota 1:00
 Tennessee at Pittsburgh 1:00
 San Diego at Oakland 4:05
 Dallas at New York Jets 4:15
 Detroit at Denver 4:15
 Indianapolis at New Orleans 8:30

MONDAY, SEPTEMBER 29

Green Bay at Chicago 9:00

(OPEN DATES: Miami, New York Giants, Seattle, Tampa Bay)

WEEK 5

SUNDAY, OCTOBER 5

Arizona at Dallas 1:00
Cincinnati at Buffalo 1:00
 Denver at Kansas City 1:00
 Miami at New York Giants 1:00
 Minnesota at Atlanta 1:00
 New Orleans at Carolina 1:00
 Oakland at Chicago 1:00
 Seattle at Green Bay 1:00
 Tennessee at New England 1:00
 San Diego at Jacksonville 4:05
 Detroit at San Francisco 4:15
 Washington at Philadelphia 4:15
 Cleveland at Pittsburgh 8:30

MONDAY, OCTOBER 6

Indianapolis at Tampa Bay 9:00

(OPEN DATES: Baltimore, Houston, New York Jets, St. Louis)

WEEK 6

SUNDAY, OCTOBER 12

Carolina at Indianapolis 1:00
 Chicago at New Orleans 1:00
 Houston at Tennessee 1:00
 Kansas City at Green Bay 1:00
 Miami at Jacksonville 1:00
 New York Giants at New England 1:00
 Oakland at Cleveland 1:00
 Philadelphia at Dallas 1:00
 Tampa Bay at Washington 1:00
 Baltimore at Arizona 4:15
 Buffalo at New York Jets 4:15
 Pittsburgh at Denver 4:15
 San Francisco at Seattle 8:30

MONDAY, OCTOBER 13

Atlanta at St. Louis 9:00

(OPEN DATES: Cincinnati, Detroit, Minnesota, San Diego)

WEEK 7

SUNDAY, OCTOBER 19

Baltimore at Cincinnati 1:00
 Dallas at Detroit 1:00
 Denver at Minnesota 1:00
 Green Bay at St. Louis 1:00
 New England at Miami 1:00
 New Orleans at Atlanta 1:00
 Philadelphia at New York Giants 1:00
 San Diego at Cleveland 1:00
 Tennessee at Carolina 1:00
 Washington at Buffalo 1:00
 New York Jets at Houston 4:05
 Chicago at Seattle 4:15
 Tampa Bay at San Francisco 4:15

MONDAY, OCTOBER 20

Kansas City at Oakland 9:00

(OPEN DATES: Arizona, Indianapolis, Jacksonville, Pittsburgh)

WEEK 8

SUNDAY, OCTOBER 26

Carolina at New Orleans 1:00
 Cleveland at New England 1:00
 Dallas at Tampa Bay 1:00
 Denver at Baltimore 1:00
 Detroit at Chicago 1:00
 New York Giants at Minnesota 1:00
 St. Louis at Pittsburgh 1:00
Seattle at Cincinnati 1:00
 Tennessee at Jacksonville 1:00
 San Francisco at Arizona 4:05
 Houston at Indianapolis 4:15
 New York Jets at Philadelphia 4:15
 Buffalo at Kansas City 8:30

MONDAY, OCTOBER 27

Miami at San Diego 9:00

(OPEN DATES: Atlanta, Green Bay, Oakland, Washington)

WEEK 9

SUNDAY, NOVEMBER 2

Carolina at Houston 1:00
 Indianapolis at Miami 1:00
 Jacksonville at Baltimore 1:00
 New Orleans at Tampa Bay 1:00
 New York Giants at New York Jets 1:00
 Oakland at Detroit 1:00
 San Diego at Chicago 1:00
 Washington at Dallas 1:00
Cincinnati at Arizona 4:05
 Pittsburgh at Seattle 4:05
 Philadelphia at Atlanta 4:15
 St. Louis at San Francisco 4:15
 Green Bay at Minnesota 8:30

MONDAY, NOVEMBER 3

New England at Denver 9:00

(OPEN DATES: Buffalo, Cleveland, Kansas City, Tennessee)

WEEK 10

SUNDAY, NOVEMBER 9

Arizona at Pittsburgh 1:00
 Atlanta at New York Giants 1:00
 Chicago at Detroit 1:00
 Cleveland at Kansas City 1:00
Houston at Cincinnati 1:00
 Indianapolis at Jacksonville 1:00
 Miami at Tennessee 1:00
 Seattle at Washington 1:00
 Tampa Bay at Carolina 1:00
 Minnesota at San Diego 4:05
 Buffalo at Dallas 4:15
 New York Jets at Oakland 4:15
 Baltimore at St. Louis 8:30

MONDAY, NOVEMBER 10

Philadelphia at Green Bay 9:00

(OPEN DATES: Denver, New England, New Orleans, San Francisco)

WEEK 11

SUNDAY, NOVEMBER 16

Arizona at Cleveland 1:00
 Atlanta at New Orleans 1:00
 Baltimore at Miami 1:00
 Houston at Buffalo 1:00
 Jacksonville at Tennessee 1:00
Kansas City at Cincinnati 1:00
 New York Giants at Philadelphia 1:00
 St. Louis at Chicago 1:00
 Washington at Carolina 1:00
 New York Jets at Indianapolis 4:05
 Green Bay at Denver 4:05
 Detroit at Seattle 4:15
 Tampa Bay at Tampa Bay 4:15
 Minnesota at Oakland 4:15
 Dallas at New England 8:30

MONDAY, NOVEMBER 17

Pittsburgh at San Francisco 9:00

(OPEN DATE: none)

WEEK 12

SUNDAY, NOVEMBER 23

Carolina at Dallas 1:00
 Detroit at Minnesota 1:00
 Indianapolis at Buffalo 1:00
 Jacksonville at New York Jets 1:00
 New England at Houston 1:00
 New Orleans at Philadelphia 1:00
 Pittsburgh at Cleveland 1:00
 San Francisco at Green Bay 1:00
 Seattle at Baltimore 1:00
 Chicago at Denver 4:05
 St. Louis at Arizona 4:05
Cincinnati at San Diego 4:15
 Oakland at Kansas City 4:15
 Tennessee at Atlanta 4:15
 Washington at Miami 8:30

MONDAY, NOVEMBER 24

New York Giants at Tampa Bay 9:00

(OPEN DATE: none)

(continued)

WEEK 13

THURSDAY, NOVEMBER 27

Green Bay at Detroit	12:30
Miami at Dallas	4:05

SUNDAY, NOVEMBER 30

Arizona at Chicago	1:00
Atlanta at Houston	1:00
Buffalo at New York Giants	1:00
Cincinnati at Pittsburgh	1:00
Minnesota at St. Louis	1:00
New England at Indianapolis	1:00
Philadelphia at Carolina	1:00
San Francisco at Baltimore	1:00
New Orleans at Washington	4:05
Cleveland at Seattle	4:15
Denver at Oakland	4:15
Kansas City at San Diego	4:15
Tampa Bay at Jacksonville	8:30

MONDAY, DECEMBER 1

Tennessee at New York Jets	9:00
----------------------------	------

(OPEN DATE: none)

WEEK 14

SUNDAY, DECEMBER 7

Chicago at Green Bay	1:00
Cincinnati at Baltimore	1:00
Dallas at Philadelphia	1:00
Houston at Jacksonville	1:00
Indianapolis at Tennessee	1:00
Oakland at Pittsburgh	1:00
San Diego at Detroit	1:00
Seattle at Minnesota	1:00
Tampa Bay at New Orleans	1:00
Washington at New York Giants	1:00
Arizona at San Francisco	4:05
Kansas City at Denver	4:15
Miami at New England	4:15
New York Jets at Buffalo	4:15
Carolina at Atlanta	8:30

MONDAY, DECEMBER 8

St. Louis at Cleveland	9:00
------------------------	------

(OPEN DATE: none)

WEEK 15

SUNDAY, DECEMBER 14

Atlanta at Indianapolis	1:00
Buffalo at Tennessee	1:00
Dallas at Washington	1:00
Detroit at Kansas City	1:00
Houston at Tampa Bay	1:00
Jacksonville at New England	1:00
Minnesota at Chicago	1:00
Pittsburgh at New York Jets	1:00
San Francisco at Cincinnati	1:00
Seattle at St. Louis	1:00
Baltimore at Oakland	4:05
Cleveland at Denver	4:05
Carolina at Arizona	4:15
Green Bay at San Diego	4:15
New York Giants at New Orleans	8:30

MONDAY, DECEMBER 15

Philadelphia at Miami	9:00
-----------------------	------

(OPEN DATE: none)

WEEK 16

SATURDAY, DECEMBER 20

Atlanta at Tampa Bay	1:30
Kansas City at Minnesota	5:00
New England at New York Jets	8:30

SUNDAY, DECEMBER 21

Baltimore at Cleveland	1:00
Cincinnati at St. Louis	1:00
Detroit at Carolina	1:00
Miami at Buffalo	1:00
New Orleans at Jacksonville	1:00
New York Giants at Dallas	1:00
Tennessee at Houston	1:00
Washington at Chicago	1:00
San Diego at Pittsburgh	4:05
Arizona at Seattle	4:15
San Francisco at Philadelphia	4:15
Denver at Indianapolis	8:30

MONDAY, DECEMBER 22

Green Bay at Oakland	9:00
----------------------	------

(OPEN DATE: none)

WEEK 17

SATURDAY, DECEMBER 27

Buffalo at New England	1:30
Seattle at San Francisco	5:00
Philadelphia at Washington	8:30

SUNDAY, DECEMBER 28

Chicago at Kansas City	1:00
Cleveland at Cincinnati	1:00
Dallas at New Orleans	1:00
Indianapolis at Houston	1:00
Jacksonville at Atlanta	1:00
New York Jets at Miami	1:00
St. Louis at Detroit	1:00
Tampa Bay at Tennessee	1:00
Carolina at New York Giants	4:05
Minnesota at Arizona	4:05
Denver at Green Bay	4:15
Oakland at San Diego	4:15
Pittsburgh at Baltimore	8:30

(OPEN DATE: none)

POSTSEASON

SATURDAY & SUNDAY, JANUARY 3 & 4

AFC & NFC Wild Card Playoffs

SATURDAY & SUNDAY, JANUARY 10 & 11

AFC & NFC Divisional Playoffs

SUNDAY, JANUARY 18

AFC & NFC Championship Games

SUNDAY, FEBRUARY 1

Super Bowl XXXVIII in Houston

SUNDAY, FEBRUARY 8

AFC-NFC Pro Bowl in Honolulu

2003 NFL PRESEASON SCHEDULE (All Times Eastern)

SATURDAY, AUGUST 2

American Bowl, Tokyo

New York Jets vs. Tampa Bay	5:00 am/8 pm
-----------------------------	--------------

MONDAY, AUGUST 4

Pro Football Hall of Fame Game, Canton, Ohio	
Green Bay vs. Kansas City	8:00

WEEK 1

THURSDAY, AUGUST 7

New York Giants at New England	8:00
--------------------------------	------

FRIDAY, AUGUST 8

Tampa Bay at Miami	7:00
St. Louis at Oakland	9:00

SATURDAY, AUGUST 9

Pittsburgh at Detroit	12:30
Buffalo at Baltimore	8:00
Cleveland at Tennessee	8:00
Green Bay at Atlanta	8:00
Jacksonville at Minnesota	8:00
Washington at Carolina	8:00
Indianapolis at Chicago	8:05
Denver at Houston	8:30
San Francisco at Kansas City	8:30
Dallas at Arizona	10:00
San Diego at Seattle	10:00

SUNDAY, AUGUST 10

Cincinnati at New York Jets	1:00
------------------------------------	-------------

MONDAY, AUGUST 11

Philadelphia at New Orleans	8:00
-----------------------------	------

WEEK 2

THURSDAY, AUGUST 14

Oakland at San Francisco	8:00
--------------------------	------

FRIDAY, AUGUST 15

Miami at Jacksonville	7:30
Carolina at New York Giants	8:00
Green Bay at Cleveland	8:00
Houston at Dallas	8:00
Seattle at Indianapolis	8:00

SATURDAY, AUGUST 16

Detroit at Cincinnati	7:30
Philadelphia at Pittsburgh	7:30
Baltimore at Atlanta	8:00
Buffalo at Tennessee	8:00
New England at Washington	8:00
New Orleans at New York Jets	8:00
Denver at Chicago	8:05
Minnesota at Kansas City	8:30
Arizona at San Diego	10:00

MONDAY, AUGUST 18

Tampa Bay at St. Louis	8:00
------------------------	------

WEEK 3

THURSDAY, AUGUST 21

Dallas at Pittsburgh	8:00
----------------------	------

FRIDAY, AUGUST 22

New England at Philadelphia	7:30
Atlanta at Miami	8:00
Minnesota at Oakland	9:00
Chicago at Arizona	10:30

SATURDAY, AUGUST 23

St. Louis at Buffalo	7:00
Cleveland at Detroit	7:30
Tennessee at Cincinnati	7:30
Baltimore at Washington	8:00
Carolina at Green Bay	8:00
Jacksonville at Tampa Bay	8:00

New York Jets at New York Giants	8:00
San Diego at Houston	8:30
New Orleans at San Francisco	9:00
Kansas City at Seattle	10:00

MONDAY, AUGUST 25

Indianapolis at Denver	8:00
------------------------	------

WEEK 4

WEDNESDAY, AUGUST 27

Chicago at New England	8:00
------------------------	------

THURSDAY, AUGUST 28

Detroit at Buffalo	7:00
New York Jets at Philadelphia	7:00
Arizona at Minnesota	8:00
Atlanta at Cleveland	8:00
Houston at Tampa Bay	8:00
Kansas City at St. Louis	8:00
Miami at New Orleans	8:00
New York Giants at Baltimore	8:00
Oakland at Dallas	8:00
Tennessee at Green Bay	8:00
Washington at Jacksonville	8:00

FRIDAY, AUGUST 29

Cincinnati at Indianapolis	8:00
Pittsburgh at Carolina	8:00
San Francisco at San Diego	10:00
Seattle at Denver	10:00

2002 AFC TEAM-BY-TEAM SCORES

BALTIMORE RAVENS

Sept. 8	at Carolina	7-10
Sept. 15	TAMPA BAY	0-25
Sept. 30	DENVER	34-23
Oct. 6	at Cleveland	26-21
Oct. 13	at Indianapolis	20-22
Oct. 20	JACKSONVILLE	17-10
Oct. 27	PITTSBURGH	18-31
Nov. 3	at Atlanta	17-20
Nov. 10	CINCINNATI	38-27
Nov. 17	at Miami	7-26
Nov. 24	TENNESSEE	13-12
Dec. 1	at Cincinnati	27-23
Dec. 8	NEW ORLEANS	25-37
Dec. 15	at Houston	23-19
Dec. 22	CLEVELAND	13-14
Dec. 29	at Pittsburgh	31-34

BUFFALO BILLS

Sept. 8	NEW YORK JETS (OT)	31-37
Sept. 15	at Minnesota (OT)	45-39
Sept. 22	at Denver	23-28
Sept. 29	CHICAGO (OT)	33-27
Oct. 6	OAKLAND	31-49
Oct. 13	at Houston	31-24
Oct. 20	at Miami	23-10
Oct. 27	DETROIT	24-17
Nov. 3	NEW ENGLAND	7-38
Nov. 17	at Kansas City	16-17
Nov. 24	at N.Y. Jets	13-31
Dec. 1	MIAMI	38-21
Dec. 8	at New England	17-27
Dec. 15	SAN DIEGO	20-13
Dec. 22	at Green Bay	0-10
Dec. 29	CINCINNATI	27-9

CINCINNATI BENGALS

Sept. 8	SAN DIEGO	6-34
Sept. 15	at Cleveland	7-20
Sept. 22	at Atlanta	3-30
Sept. 29	TAMPA BAY	7-35
Oct. 6	at Indianapolis	21-28
Oct. 13	PITTSBURGH	7-34
Oct. 27	TENNESSEE	24-30
Nov. 3	at Houston	38-3
Nov. 10	at Baltimore	27-38
Nov. 17	CLEVELAND	20-27
Nov. 24	at Pittsburgh	21-29
Dec. 1	BALTIMORE	23-27
Dec. 8	at Carolina	31-52
Dec. 15	JACKSONVILLE	15-29
Dec. 22	NEW ORLEANS	20-13
Dec. 29	at Buffalo	9-27

CLEVELAND BROWNS

Sept. 8	KANSAS CITY	39-40
Sept. 15	CINCINNATI	20-7
Sept. 22	at Tennessee (OT)	31-28
Sept. 29	at Pittsburgh (OT)	13-16
Oct. 6	BALTIMORE	21-26
Oct. 13	at Tampa Bay	3-17
Oct. 20	HOUSTON	34-17
Oct. 27	at N.Y. Jets	24-21
Nov. 3	PITTSBURGH	20-23
Nov. 17	at Cincinnati	27-20
Nov. 24	at New Orleans	24-15
Dec. 1	CAROLINA	6-13
Dec. 8	at Jacksonville	21-20
Dec. 15	INDIANAPOLIS	23-28
Dec. 22	at Baltimore	14-13
Dec. 29	ATLANTA	24-16

DENVER BRONCOS

Sept. 8	ST. LOUIS	23-16
Sept. 15	at San Francisco	24-14
Sept. 22	BUFFALO	28-23
Sept. 30	at Baltimore	23-34
Oct. 6	SAN DIEGO	26-9
Oct. 13	MIAMI	22-24
Oct. 20	at Kansas City (OT)	37-34
Oct. 27	at New England	24-16
Nov. 11	OAKLAND	10-34
Nov. 17	at Seattle	31-9
Nov. 24	INDIANAPOLIS (OT)	20-23
Dec. 1	at San Diego (OT)	27-30
Dec. 8	at N.Y. Jets	13-19
Dec. 15	KANSAS CITY	31-24
Dec. 22	at Oakland	16-28
Dec. 29	ARIZONA	37-7

HOUSTON TEXANS

Sept. 8	DALLAS	19-10
Sept. 15	at San Diego	3-24
Sept. 22	INDIANAPOLIS	3-23
Sept. 29	at Philadelphia	17-35
Oct. 13	BUFFALO	24-31
Oct. 20	at Cleveland	17-34
Oct. 27	at Jacksonville	21-19
Nov. 3	CINCINNATI	3-38
Nov. 10	at Tennessee	10-17
Nov. 17	JACKSONVILLE	21-24
Nov. 24	NEW YORK GIANTS	16-14
Dec. 1	at Indianapolis	3-19
Dec. 8	at Pittsburgh	24-6
Dec. 15	BALTIMORE	19-23
Dec. 22	at Washington	10-26
Dec. 29	TENNESSEE	3-13

2002 AFC TEAM-BY-TEAM SCORES

INDIANAPOLIS COLTS

Sept. 8	at Jacksonville	28-25
Sept. 15	MIAMI	13-21
Sept. 22	at Houston	23-3
Oct. 6	CINCINNATI	28-21
Oct. 13	BALTIMORE	22-20
Oct. 21	at Pittsburgh	10-28
Oct. 27	at Washington	21-26
Nov. 3	TENNESSEE	15-23
Nov. 10	at Philadelphia	35-13
Nov. 17	DALLAS	20-3
Nov. 24	at Denver (OT)	23-20
Dec. 1	HOUSTON	19-3
Dec. 8	at Tennessee	17-27
Dec. 15	at Cleveland	28-23
Dec. 22	NEW YORK GIANTS	27-44
Dec. 29	JACKSONVILLE	20-13

JACKSONVILLE JAGUARS

Sept. 8	INDIANAPOLIS	25-28
Sept. 15	at Kansas City	23-16
Sept. 29	NEW YORK JETS	28-3
Oct. 6	PHILADELPHIA	28-25
Oct. 13	at Tennessee	14-23
Oct. 20	at Baltimore	10-17
Oct. 27	HOUSTON	19-21
Nov. 3	at N.Y. Giants	17-24
Nov. 10	WASHINGTON	26-7
Nov. 17	at Houston	24-21
Nov. 24	at Dallas	19-21
Dec. 1	PITTSBURGH	23-25
Dec. 8	CLEVELAND	20-21
Dec. 15	at Cincinnati	29-15
Dec. 22	TENNESSEE	10-28
Dec. 29	at Indianapolis	13-20

KANSAS CITY CHIEFS

Sept. 8	at Cleveland	40-39
Sept. 15	JACKSONVILLE	16-23
Sept. 22	at New England (OT)	38-41
Sept. 29	MIAMI	48-30
Oct. 6	at N.Y. Jets	29-25
Oct. 13	at San Diego	34-35
Oct. 20	DENVER (OT)	34-37
Oct. 27	OAKLAND	20-10
Nov. 10	at San Francisco	13-17
Nov. 17	BUFFALO	17-16
Nov. 24	at Seattle	32-39
Dec. 1	ARIZONA	49-0
Dec. 8	ST. LOUIS	49-10
Dec. 15	at Denver	24-31
Dec. 22	SAN DIEGO	24-22
Dec. 28	at Oakland	0-24

MIAMI DOLPHINS

Sept. 8	DETROIT	49-21
Sept. 15	at Indianapolis	21-13
Sept. 22	NEW YORK JETS	30-3
Sept. 29	at Kansas City	30-48
Oct. 6	NEW ENGLAND	26-13
Oct. 13	at Denver	24-22
Oct. 20	BUFFALO	10-23
Nov. 4	at Green Bay	10-24
Nov. 10	at N.Y. Jets	10-13
Nov. 17	BALTIMORE	26-7
Nov. 24	SAN DIEGO	30-3
Dec. 1	at Buffalo	21-38
Dec. 9	CHICAGO	27-9
Dec. 15	OAKLAND	23-17
Dec. 21	at Minnesota	17-20
Dec. 29	at New England (OT)	24-27

NEW ENGLAND PATRIOTS

Sept. 9	PITTSBURGH	30-14
Sept. 15	at N.Y. Jets	44-7
Sept. 22	KANSAS CITY (OT)	41-38
Sept. 29	at San Diego	14-21
Oct. 6	at Miami	13-26
Oct. 13	GREEN BAY	10-28
Oct. 27	DENVER	16-24
Nov. 3	at Buffalo	38-7
Nov. 10	at Chicago	33-30
Nov. 17	at Oakland	20-27
Nov. 24	MINNESOTA	24-17
Nov. 28	at Detroit	20-12
Dec. 8	BUFFALO	27-17
Dec. 16	at Tennessee	7-24
Dec. 22	NEW YORK JETS	17-30
Dec. 29	MIAMI (OT)	27-24

NEW YORK JETS

Sept. 8	at Buffalo (OT)	37-31
Sept. 15	NEW ENGLAND	7-44
Sept. 22	at Miami	3-30
Sept. 29	at Jacksonville	3-28
Oct. 6	KANSAS CITY	25-29
Oct. 20	MINNESOTA	20-7
Oct. 27	CLEVELAND	21-24
Nov. 3	at San Diego	44-13
Nov. 10	MIAMI	13-10
Nov. 17	at Detroit	31-14
Nov. 24	BUFFALO	31-13
Dec. 2	at Oakland	20-26
Dec. 8	DENVER	19-13
Dec. 15	at Chicago	13-20
Dec. 22	at New England	30-17
Dec. 29	GREEN BAY	42-17

2002 AFC TEAM-BY-TEAM SCORES

OAKLAND RAIDERS

Sept. 8	at Seattle	31-17
Sept. 15	at Pittsburgh	30-17
Sept. 29	Tennessee	52-25
Oct. 6	at Buffalo	49-31
Oct. 13	at St. Louis	13-28
Oct. 20	San Diego (OT)	21-27
Oct. 27	at Kansas City	10-20
Nov. 3	San Francisco (OT)	20-23
Nov. 11	at Denver	34-10
Nov. 17	New England	27-20
Nov. 24	at Arizona	41-20
Dec. 2	New York Jets	26-20
Dec. 8	at San Diego	27-7
Dec. 15	at Miami	17-23
Dec. 22	Denver	28-16
Dec. 28	Kansas City	24-0

PITTSBURGH STEELERS

Sept. 9	at New England	14-30
Sept. 15	Oakland	17-30
Sept. 29	Cleveland (OT)	16-13
Oct. 6	at New Orleans	29-32
Oct. 13	at Cincinnati	34-7
Oct. 21	Indianapolis	28-10
Oct. 27	at Baltimore	31-18
Nov. 3	at Cleveland	23-20
Nov. 10	Atlanta (OT)	34-34
Nov. 17	at Tennessee	23-31
Nov. 24	Cincinnati	29-21
Dec. 1	at Jacksonville	25-23
Dec. 8	Houston	6-24
Dec. 15	Carolina	30-14
Dec. 23	at Tampa Bay	17-7
Dec. 29	Baltimore	34-31

SAN DIEGO CHARGERS

Sept. 8	at Cincinnati	34-6
Sept. 15	Houston	24-3
Sept. 22	at Arizona	23-15
Sept. 29	New England	21-14
Oct. 6	at Denver	9-26
Oct. 13	Kansas City	35-34
Oct. 20	at Oakland (OT)	27-21
Nov. 3	New York Jets	13-44
Nov. 10	at St. Louis	24-28
Nov. 17	San Francisco (OT)	20-17
Nov. 24	at Miami	3-30
Dec. 1	Denver (OT)	30-27
Dec. 8	Oakland	7-27
Dec. 15	at Buffalo	13-20
Dec. 22	at Kansas City	22-24
Dec. 29	Seattle (OT)	28-31

TENNESSEE TITANS

Sept. 8	Philadelphia	27-24
Sept. 15	at Dallas	13-21
Sept. 22	Cleveland (OT)	28-31
Sept. 29	at Oakland	25-52
Oct. 6	Washington	14-31
Oct. 13	Jacksonville	23-14
Oct. 27	at Cincinnati	30-24
Nov. 3	at Indianapolis	23-15
Nov. 10	Houston	17-10
Nov. 17	Pittsburgh	31-23
Nov. 24	at Baltimore	12-13
Dec. 1	at N.Y. Giants (OT)	32-29
Dec. 8	Indianapolis	27-17
Dec. 16	New England	24-7
Dec. 22	at Jacksonville	28-10
Dec. 29	at Houston	13-3

2002 AFC TEAM RANKINGS

Team	OFFENSE			DEFENSE		
	Total	Rush	Pass	Total	Rush	Pass
Baltimore	15	8	14	12	7	14
Buffalo	6	13	3	7	15	2
Cincinnati	10	10	8	9	10	6
Cleveland	13	12	10	11	13	8
Denver	2	3	5	2	4	9
Houston	16	16	16	8	14	4
Indianapolis	5	14	2	4	9	1
Jacksonville	14	6	15	10	12	7
Kansas City	3	2	6	16	11	15
Miami	7	1	13	1	5	3
New England	11	15	7	13	16	5
New York Jets	12	11	9	14	8	11
Oakland	*1	9	*1	6	3	12
Pittsburgh	4	5	4	3	*1	10
San Diego	8	4	12	15	6	16
Tennessee	9	7	11	5	2	13

T = Tied for position

* = League Leader

2002 NFC TEAM-BY-TEAM SCORES

ARIZONA CARDINALS

Sept. 8	at Washington	23-31
Sept. 15	at Seattle	24-13
Sept. 22	SAN DIEGO	15-23
Sept. 29	NEW YORK GIANTS	21-7
Oct. 6	at Carolina	16-13
Oct. 20	DALLAS (OT)	9-6
Oct. 27	at San Francisco	28-38
Nov. 3	ST. LOUIS	14-27
Nov. 10	SEATTLE	6-27
Nov. 17	at Philadelphia	14-38
Nov. 24	OAKLAND	20-41
Dec. 1	at Kansas City	0-49
Dec. 8	DETROIT (OT)	23-20
Dec. 15	at St. Louis	28-30
Dec. 21	SAN FRANCISCO	14-17
Dec. 29	at Denver	7-37

ATLANTA FALCONS

Sept. 8	at Green Bay (OT)	34-37
Sept. 15	CHICAGO	13-14
Sept. 22	CINCINNATI	30-3
Oct. 6	TAMPA BAY	6-20
Oct. 13	at N.Y. Giants	17-10
Oct. 20	CAROLINA	30-0
Oct. 27	at New Orleans	37-35
Nov. 3	BALTIMORE	20-17
Nov. 10	at Pittsburgh (OT)	34-34
Nov. 17	NEW ORLEANS	24-17
Nov. 24	at Carolina	41-0
Dec. 1	at Minnesota (OT)	30-24
Dec. 8	at Tampa Bay	10-34
Dec. 15	SEATTLE (OT)	24-30
Dec. 22	DETROIT	36-15
Dec. 29	at Cleveland	16-24

CAROLINA PANTHERS

Sept. 8	BALTIMORE	10-7
Sept. 15	DETROIT	31-7
Sept. 22	at Minnesota	21-14
Sept. 29	at Green Bay	14-17
Oct. 6	ARIZONA	13-16
Oct. 13	at Dallas	13-14
Oct. 20	at Atlanta	0-30
Oct. 27	TAMPA BAY	9-12
Nov. 10	NEW ORLEANS	24-34
Nov. 17	at Tampa Bay	10-23
Nov. 24	ATLANTA	0-41
Dec. 1	at Cleveland	13-6
Dec. 8	CINCINNATI	52-31
Dec. 15	at Pittsburgh	14-30
Dec. 22	CHICAGO	24-14
Dec. 29	at New Orleans	10-6

CHICAGO BEARS

Sept. 8	MINNESOTA	27-23
Sept. 15	at Atlanta	14-13
Sept. 22	NEW ORLEANS	23-29
Sept. 29	at Buffalo (OT)	27-33
Oct. 7	GREEN BAY	21-34
Oct. 20	at Detroit (OT)	20-23
Oct. 27	at Minnesota	7-25
Nov. 3	PHILADELPHIA	13-19
Nov. 10	NEW ENGLAND	30-33
Nov. 18	at St. Louis	16-21
Nov. 24	DETROIT (OT)	20-17
Dec. 1	at Green Bay	20-30
Dec. 9	at Miami	9-27
Dec. 15	NEW YORK JETS	20-13
Dec. 22	at Carolina	14-24
Dec. 29	TAMPA BAY	0-15

DALLAS COWBOYS

Sept. 8	at Houston	10-19
Sept. 15	TENNESSEE	21-13
Sept. 22	at Philadelphia	13-44
Sept. 29	at St. Louis	13-10
Oct. 6	NEW YORK GIANTS	17-21
Oct. 13	CAROLINA	14-13
Oct. 20	at Arizona (OT)	6-9
Oct. 27	SEATTLE	14-17
Nov. 3	at Detroit	7-9
Nov. 17	at Indianapolis	3-20
Nov. 24	JACKSONVILLE	21-19
Nov. 28	WASHINGTON	27-20
Dec. 8	SAN FRANCISCO	27-31
Dec. 15	at N.Y. Giants	7-37
Dec. 21	PHILADELPHIA	3-27
Dec. 29	at Washington	14-20

DETROIT LIONS

Sept. 8	at Miami	21-49
Sept. 15	at Carolina	7-31
Sept. 22	GREEN BAY	31-37
Sept. 29	NEW ORLEANS	26-21
Oct. 13	at Minnesota	24-31
Oct. 20	CHICAGO (OT)	23-20
Oct. 27	at Buffalo	17-24
Nov. 3	DALLAS	9-7
Nov. 10	at Green Bay	14-40
Nov. 17	NEW YORK JETS	14-31
Nov. 24	at Chicago (OT)	17-20
Nov. 28	NEW ENGLAND	12-20
Dec. 8	at Arizona (OT)	20-23
Dec. 15	TAMPA BAY	20-23
Dec. 22	at Atlanta	15-36
Dec. 29	MINNESOTA	36-38

2002 NFC TEAM-BY-TEAM SCORES

GREEN BAY PACKERS

Sept. 8	ATLANTA (OT)	37-34
Sept. 15	at New Orleans	20-35
Sept. 22	at Detroit	37-31
Sept. 29	CAROLINA	17-14
Oct. 7	at Chicago	34-21
Oct. 13	at New England	28-10
Oct. 20	WASHINGTON	30-9
Nov. 4	MIAMI	24-10
Nov. 10	DETROIT	40-14
Nov. 17	at Minnesota	21-31
Nov. 24	at Tampa Bay	7-21
Dec. 1	CHICAGO	30-20
Dec. 8	MINNESOTA	26-22
Dec. 15	at San Francisco	20-14
Dec. 22	BUFFALO	10-0
Dec. 29	at N.Y. Jets	17-42

MINNESOTA VIKINGS

Sept. 8	at Chicago	23-27
Sept. 15	BUFFALO (OT)	39-45
Sept. 22	CAROLINA	14-21
Sept. 29	at Seattle	23-48
Oct. 13	DETROIT	31-24
Oct. 20	at N.Y. Jets	7-20
Oct. 27	CHICAGO	25-7
Nov. 3	at Tampa Bay	24-38
Nov. 10	NEW YORK GIANTS	20-27
Nov. 17	GREEN BAY	31-21
Nov. 24	at New England	17-24
Dec. 1	ATLANTA (OT)	24-30
Dec. 8	at Green Bay	22-26
Dec. 15	at New Orleans	32-31
Dec. 21	MIAMI	20-17
Dec. 29	at Detroit	38-36

NEW ORLEANS SAINTS

Sept. 8	at Tampa Bay (OT)	26-20
Sept. 15	GREEN BAY	35-20
Sept. 22	at Chicago	29-23
Sept. 29	at Detroit	21-26
Oct. 6	PITTSBURGH	32-29
Oct. 13	at Washington	43-27
Oct. 20	SAN FRANCISCO	35-27
Oct. 27	ATLANTA	35-37
Nov. 10	at Carolina	34-24
Nov. 17	at Atlanta	17-24
Nov. 24	CLEVELAND	15-24
Dec. 1	TAMPA BAY	23-20
Dec. 8	at Baltimore	37-25
Dec. 15	MINNESOTA	31-32
Dec. 22	at Cincinnati	13-20
Dec. 29	CAROLINA	6-10

NEW YORK GIANTS

Sept. 5	SAN FRANCISCO	13-16
Sept. 15	at St. Louis	26-21
Sept. 22	SEATTLE	9-6
Sept. 29	at Arizona	7-21
Oct. 6	at Dallas	21-17
Oct. 13	ATLANTA	10-17
Oct. 28	at Philadelphia	3-17
Nov. 3	JACKSONVILLE	24-17
Nov. 10	at Minnesota	27-20
Nov. 17	WASHINGTON	19-17
Nov. 24	at Houston	14-16
Dec. 1	TENNESSEE (OT)	29-32
Dec. 8	at Washington	27-21
Dec. 15	DALLAS	37-7
Dec. 22	at Indianapolis	44-27
Dec. 28	PHILADELPHIA (OT)	10-7

PHILADELPHIA EAGLES

Sept. 8	at Tennessee	24-27
Sept. 16	at Washington	37-7
Sept. 22	DALLAS	44-13
Sept. 29	HOUSTON	35-17
Oct. 6	at Jacksonville	25-28
Oct. 20	TAMPA BAY	20-10
Oct. 28	NEW YORK GIANTS	17-3
Nov. 3	at Chicago	19-13
Nov. 10	INDIANAPOLIS	13-35
Nov. 17	ARIZONA	38-14
Nov. 25	at San Francisco	38-17
Dec. 1	ST. LOUIS	10-3
Dec. 8	at Seattle	27-20
Dec. 15	WASHINGTON	34-21
Dec. 21	at Dallas	27-3
Dec. 28	at N.Y. Giants (OT)	7-10

ST. LOUIS RAMS

Sept. 8	at Denver	16-23
Sept. 15	NEW YORK GIANTS	21-26
Sept. 23	at Tampa Bay	14-26
Sept. 29	DALLAS	10-13
Oct. 6	at San Francisco	13-37
Oct. 13	OAKLAND	28-13
Oct. 20	SEATTLE	37-20
Nov. 3	at Arizona	27-14
Nov. 10	SAN DIEGO	28-24
Nov. 18	CHICAGO	21-16
Nov. 24	at Washington	17-20
Dec. 1	at Philadelphia	3-10
Dec. 8	at Kansas City	10-49
Dec. 15	ARIZONA	30-28
Dec. 22	at Seattle	10-30
Dec. 30	SAN FRANCISCO	31-20

2002 NFC TEAM-BY-TEAM SCORES

SAN FRANCISCO 49ERS

Sept. 5 at N.Y. Giants	16-13
Sept. 15 DENVER	14-24
Sept. 22 WASHINGTON	20-10
Oct. 6 ST. LOUIS	37-13
Oct. 14 at Seattle	28-21
Oct. 20 at New Orleans	27-35
Oct. 27 ARIZONA	38-28
Nov. 3 at Oakland (OT)	23-20
Nov. 10 KANSAS CITY	17-13
Nov. 17 at San Diego (OT)	17-20
Nov. 25 PHILADELPHIA	17-38
Dec. 1 SEATTLE	31-24
Dec. 8 at Dallas	31-27
Dec. 15 GREEN BAY	14-20
Dec. 21 at Arizona	17-14
Dec. 30 at St. Louis	20-31

SEATTLE SEAHAWKS

Sept. 8 at Oakland	17-31
Sept. 15 ARIZONA	13-24
Sept. 22 at N.Y. Giants	6-9
Sept. 29 MINNESOTA	48-23
Oct. 14 SAN FRANCISCO	21-28
Oct. 20 at St. Louis	20-37
Oct. 27 at Dallas	17-14
Nov. 3 WASHINGTON	3-14
Nov. 10 at Arizona	27-6
Nov. 17 DENVER	9-31
Nov. 24 KANSAS CITY	39-32
Dec. 1 at San Francisco	24-31
Dec. 8 PHILADELPHIA	20-27
Dec. 15 at Atlanta (OT)	30-24
Dec. 22 ST. LOUIS	30-10
Dec. 29 at San Diego (OT)	31-28

TAMPA BAY BUCCANEERS

Sept. 8 NEW ORLEANS (OT)	20-26
Sept. 15 at Baltimore	25-0
Sept. 23 ST. LOUIS	26-14
Sept. 29 at Cincinnati	35-7
Oct. 6 at Atlanta	20-6
Oct. 13 CLEVELAND	17-3
Oct. 20 at Philadelphia	10-20
Oct. 27 at Carolina	12-9
Nov. 3 MINNESOTA	38-24
Nov. 17 CAROLINA	23-10
Nov. 24 GREEN BAY	21-7
Dec. 1 at New Orleans	20-23
Dec. 8 ATLANTA	34-10
Dec. 15 at Detroit	23-20
Dec. 23 PITTSBURGH	7-17
Dec. 29 at Chicago	15-0

WASHINGTON REDSKINS

Sept. 8 ARIZONA	31-23
Sept. 16 PHILADELPHIA	7-37
Sept. 22 at San Francisco	10-20
Oct. 6 at Tennessee	31-14
Oct. 13 NEW ORLEANS	27-43
Oct. 20 at Green Bay	9-30
Oct. 27 INDIANAPOLIS	26-21
Nov. 3 at Seattle	14-3
Nov. 10 at Jacksonville	7-26
Nov. 17 at N.Y. Giants	17-19
Nov. 24 ST. LOUIS	20-17
Nov. 28 at Dallas	20-27
Dec. 8 NEW YORK GIANTS	21-27
Dec. 15 at Philadelphia	21-34
Dec. 22 HOUSTON	26-10
Dec. 29 DALLAS	20-14

2002 NFC TEAM RANKINGS

Team	OFFENSE			DEFENSE		
	Total	Rush	Pass	Total	Rush	Pass
Arizona	12	8	14	15	15	14
Atlanta	8	2	11	10	13	8
Carolina	16	12	15	2	3	3
Chicago	14	16	12	11	14	12
Dallas	15	10	16	9	8	10
Detroit	13	14	13	16	10	16
Green Bay	6	5	5	6	12	2
Minnesota	1	*1	4	12	5	15
New Orleans	9	9	8	13	11	13
New York Giants	2	7	3	5	9	6
Philadelphia	5	4	9	3	4	5
St. Louis	7	15	1	7	7	7
San Francisco	4	3	6	8	2	11
Seattle	3	11	2	14	16	9
Tampa Bay	11	13	7	*1	1	*1
Washington	10	6	10	4	6	4

T = Tied for position

* = League Leader

2002 NFL INDIVIDUAL LEADERS

— RUSHING —

PLAYER	ATT	YDS	AVG	LG	TD
Williams, Ricky, Mia.	383	1853	4.8	63t	16
Tomlinson, LaDainian, S.D.	372	1683	4.5	76	14
Holmes, Priest, K.C.	313	1615	5.2	56	21
Portis, Clinton, Den.	273	1508	5.5	59	15
Henry, Travis, Buf.	325	1438	4.4	34	13
McAllister, Deuce, N.O.	325	1388	4.3	62	13
Barber, Tiki, NYG	304	1387	4.6	70	11
Lewis, Jamal, Bal.	308	1327	4.3	75	6
Taylor, Fred, Jax.	287	1314	4.6	63t	8
Dillon, Corey, Cin.	314	1311	4.2	67t	7

— RECEIVING YARDS —

PLAYER	YDS	NO	AVG	LG	TD
Harrison, Marvin, Ind.	1722	143	12.0	69	11
Moss, Randy, Min.	1347	106	12.7	60	7
Toomer, Amani, NYG	1343	82	16.4	82t	8
Ward, Hines, Pit.	1329	112	11.9	72t	12
Burress, Plaxico, Pit.	1325	78	17.0	62t	7
Horn, Joe, N.O.	1312	88	14.9	63	7
Holt, Torry, St.L	1302	91	14.3	58	4
Owens, Terrell, S.F.	1300	100	13.0	76t	13
Moulds, Eric, Buf.	1292	100	12.9	70t	10
Coles, Laveranues, NYJ	1264	89	14.2	43	5

— RECEIVING —

PLAYER	NO	YDS	AVG	LG	TD
Harrison, Marvin, Ind.	143	1722	12.0	69	11
Ward, Hines, Pit.	112	1329	11.9	72t	12
Moss, Randy, Min.	106	1347	12.7	60	7
Moulds, Eric, Buf.	100	1292	12.9	70t	10
Owens, Terrell, S.F.	100	1300	13.0	76t	13
Booker, Marty, Chi.	97	1189	12.3	54	6
Brown, Troy, N.E.	97	890	9.2	38	3
Price, Peerless, Buf.	94	1252	13.3	73t	9
Rice, Jerry, Oak.	92	1211	13.2	75	7
Garner, Charlie, Oak.	91	941	10.3	69t	4
Holt, Torry, St.L	91	1302	14.3	58	4

— INTERCEPTIONS —

PLAYER	NO	YDS	AVG	LG	TD
Kelly, Brian, T.B.	8	68	8.5	31	0
Woodson, Rod, Oak.	8	225	28.1	98t	2
Parrish, Tony, S.F.	7	204	29.1	60	0
Sharper, Darren, G.B.	7	233	33.3	89t	1
Clements, Nate, Buf.	6	82	13.7	42	1
McCree, Marlon, Jax.	6	129	21.5	53	0
Schulters, Lance, Ten.	6	56	9.3	28	0
Surtain, Patrick, Mia.	6	79	13.2	40t	1
Wesley, Greg, K.C.	6	170	28.3	50	0
12 tied	5				

— PASSING —

PLAYER	ATT	CMP	PCT CMP	YDS	YDS/ ATT	TD	PCT TD	LG	INT	PCT INT	SKS	YDS LOST	RAT
Pennington, Chad, NYJ ...	399	275	68.9	3120	7.82	22	5.5	47	6	1.5	22	135	104.2
Gannon, Rich, Oak.	618	418	67.6	4689	7.59	26	4.2	75	10	1.6	36	214	97.3
Johnson, Brad, T.B.	451	281	62.3	3049	6.76	22	4.9	76t	6	1.3	21	121	92.9
Green, Trent, K.C.	470	287	61.1	3690	7.85	26	5.5	99t	13	2.8	26	141	92.6
Manning, Peyton, Ind.	591	392	66.3	4200	7.11	27	4.6	69	19	3.2	23	145	88.8
Hasselbeck, Matt, Sea.	419	267	63.7	3075	7.34	15	3.6	49	10	2.4	26	143	87.8
McNabb, Donovan, Phi. ...	361	211	58.4	2289	6.34	17	4.7	59t	6	1.7	28	166	86.0
Bledsoe, Drew, Buf.	610	375	61.5	4359	7.15	24	3.9	73t	15	2.5	54	369	86.0
Brady, Tom, N.E.	601	373	62.1	3764	6.26	28	4.7	49t	14	2.3	31	190	85.7
Brunell, Mark, Jax.	416	245	58.9	2788	6.70	17	4.1	79t	7	1.7	34	210	85.7

2002 NFL INDIVIDUAL LEADERS

— SCORING/KICKERS —

PLAYER	XP	XPA	FG	FGA	PTS
Feely, Jay, Atl.	42	43	32	40	138
Akers, David, Phi.	43	43	30	34	133
Carney, John, N.O.	37	37	31	35	130
Gramatica, Martin, T.B.	32	32	32	39	128
Janikowski, Sebastian, Oak.	50	50	26	33	128
Longwell, Ryan, G.B.	44	44	28	34	128
Elam, Jason, Den.	42	43	26	36	120
Andersen, Morten, K.C.	51	51	22	26	117
Vinatieri, Adam, N.E.	36	36	27	30	117
Hollis, Mike, Buf.	40	40	25	33	115

— SCORING/NON-KICKERS —

PLAYER	TD	TDR	TDP	X2G	PTS
Holmes, Priest, K.C.	24	21	3	0	144
Alexander, Shaun, Sea.	18	16	2	0	108
Portis, Clinton, Den.	17	15	2	0	102
Williams, Ricky, Mia.	17	16	1	0	102
McAllister, Deuce, N.O.	16	13	3	0	96
Tomlinson, LaDainian, S.D.	15	14	1	0	90
George, Eddie, Ten.	14	12	2	1	86
Henry, Travis, Buf.	14	13	1	0	84
Owens, Terrell, S.F.	14	1	13	0	84
Ward, Hines, Pit.	12	0	12	3	78

— PUNT RETURNS —

PLAYER	NO	FC	YDS	AVG	LG	TD
Williams, Jimmy, S.F.	20	8	336	16.8	89t	1
Moss, Santana, NYJ.	25	8	413	16.5	63t	2
Northcutt, Dennis, Cle.	25	10	367	14.7	87t	2
Lewis, Michael, N.O.	44	6	625	14.2	83t	1
Hall, Dante, K.C.	29	11	390	13.4	90t	2
Shaw, Bobby, Jax.	25	17	310	12.4	69t	1
Mitchell, Brian, Phi.	46	11	567	12.3	76t	1
Rossum, Allen, Atl.	24	10	288	12.0	36	0
Engram, Bobby, Sea.	21	23	224	10.7	61t	1
Johnson, Leon, Chi.	28	10	288	10.3	30	0

— KICKOFF RETURNS —

PLAYER	NO	YDS	AVG	LG	TD
Jenkins, MarTay, Ariz.	20	559	28.0	95t	1
Faulk, Kevin, N.E.	26	725	27.9	87t	2
Mitchell, Brian, Phi.	43	1162	27.0	57	0
Morton, Chad, NYJ.	58	1509	26.0	98t	2
Drummond, Eddie, Det.	40	1039	26.0	91	0
Lewis, Michael, N.O.	70	1807	25.8	97t	2
Droughns, Reuben, Den.	20	516	25.8	53	0
Stecker, Aaron, T.B.	37	934	25.2	67	0
Bennett, Brandon, Cin.	49	1231	25.1	94t	1
Swinton, Reggie, Dal.	28	697	24.9	100t	1

— PUNTING —

PLAYER	NO	YDS	LG	AVG	TOTAL PUNTS	TB	BLK	OPP RET	RET YDS	IN 20	NET AVG
Sauerbrun, Todd, Car.	104	4735	67	45.5	105	12	1	63	554	31	37.5
Hanson, Chris, Jax.	81	3583	64	44.2	81	10	0	39	339	27	37.6
Player, Scott, Ariz.	88	3864	58	43.9	89	10	1	42	547	28	35.0
Moorman, Brian, Buf.	66	2844	84	43.1	67	7	1	29	294	18	36.0
Rouen, Tom, Den.-NYG-Pit.	44	1888	63	42.9	46	7	2	25	230	8	33.0
Landeta, Sean, Phi.	52	2229	63	42.9	52	7	0	20	288	19	34.6
Tupa, Tom, T.B.	90	3856	71	42.8	90	12	0	42	433	30	35.4
Lechler, Shane, Oak.	53	2251	70	42.5	53	12	0	18	276	18	32.7
Maynard, Brad, Chi.	87	3679	75	42.3	87	2	0	46	386	26	37.4
Jett, John, Det.	91	3838	57	42.2	91	7	0	53	239	29	38.0

NFL PUBLIC RELATIONS CONTACTS

National Football League, 280 Park Ave., New York, NY 10017. Tel: (212) 450-2000.

Joe Browne, Exec VP Communications & Public Affairs; **Greg Aiello**, VP Public Relations; **Leslie Hammond**, Dir. Media Services; **Steve Alic**, AFC Information Mgr.; **Mike Signora**, NFC Information Mgr.

Arizona Cardinals

Paul Jensen
Greg Gladysiewski
8701 S. Hardy Drive
Tempe, AZ 85284-2800
(602) 379-0101
Fax (602) 379-1821

Atlanta Falcons

Aaron Salkin
Frank Kleha
4400 Falls Parkway
Flowery Branch, GA 30542
(770) 965-3115
Fax (770) 965-2766

Baltimore Ravens

Kevin Byrne
Chad Steele
11001 Owings Mills Blvd.
Owings Mills, MD 21117
(410) 654-6200
Fax (410) 654-6249

Buffalo Bills

Scott Berchtold
Mark Dalton
One Bills Drive
Orchard Park, NY 14127
(716) 648-1800
Fax (716) 648-3202

Carolina Panthers

Charlie Dayton
Bruce Speight
800 South Mint Street
Charlotte, NC 28202-1502
(704) 358-7000
Fax (704) 358-7615

Chicago Bears

Scott Hagel
Jim Christman
1000 Football Drive
Lake Forest, IL 60045
(847) 295-6600
Fax (847) 615-2387

Cincinnati Bengals

Jack Brennan
PJ Combs
One Paul Brown Stadium
Cincinnati, OH 45202-3492
(513) 621-3550
Fax (513) 455-8740

Cleveland Browns

Todd Stewart
Ken Mather
76 Lou Groza Blvd.
Berea, OH 44017-0146
(440) 891-4000
Fax (440) 891-5009

Dallas Cowboys

Rich Dalrymple
Brett Daniels
One Cowboys Parkway
Irving, TX 75063
(972) 556-9900
Fax (972) 556-9918

Denver Broncos

Jim Saccamano
Paul Kirk
13655 Broncos Parkway
Englewood, CO 80112
(303) 649-9000
Fax (303) 649-0562

Detroit Lions

Matt Barnhart
Deanna Caldwell
222 Republic Drive
Allen Park, MI 48101
(313) 216-4000
Fax (313) 216-4229

Green Bay Packers

Lee Rammel
Jeff Blumb
1265 Lombardi Avenue
Green Bay, WI 54304
(920) 496-5700
Fax (920) 496-5749

Houston Texans

Tony Wyllie
Rocky Harris
Two Reliant Park
Houston, TX 77054
(832) 667-2000
FAX: (832) 667-2188

Indianapolis Colts

Craig Kelley
Vernon Cheek
7001 West 56th Street
Indianapolis, IN 46254
(317) 297-2658
Fax (317) 388-0982

Jacksonville Jaguars

Dan Edwards
Rick Korch
One ALLTEL Stadium Place
Jacksonville, FL 32202
(904) 633-6000
Fax (904) 633-6055

Kansas City Chiefs

Bob Moore
Pete Moris
One Arrowhead Drive
Kansas City, MO 64129
(816) 920-9300
Fax (816) 923-4719

Miami Dolphins

Harvey Greene
Neal Gulkis
7500 SW 30th Street
Davie, FL 33329
(954) 452-7000
Fax (954) 452-7055

Minnesota Vikings

Bob Hagan
Tom West
9520 Viking Drive
Eden Prairie, MN 55344
(612) 828-6500
Fax (612) 828-6540

New England Patriots

Stacey James
Casey O'Connell
Gillette Stadium
Foxborough, MA 02035
(508) 543-8200
Fax (508) 543-9053

New Orleans Saints

Greg Bensel
Ricky Zeller
5800 Airline Highway
Metairie, LA 70003
(504) 731-1799
Fax (504) 731-1888

New York Giants

Pat Hanlon
Avis Roper
Giants Stadium
East Rutherford, NJ 07073
(201) 935-8111
Fax (201) 935-8493

New York Jets

Ron Colangelo
Craig Miller
1000 Fulton Avenue
Hempstead, NY 11550
(516) 560-8157
Fax (516) 560-8197

Oakland Raiders

Mike Taylor
Craig Long
1220 Harbor Bay Parkway
Alameda, CA 94501
(510) 864-5000
Fax (510) 864-5134

Philadelphia Eagles

Derek Boyko
Rich Burg
One NovaCare Way
Philadelphia, PA 19145
(215) 463-2500
Fax (215) 339-6745

Pittsburgh Steelers

Ron Wahl
Dave Lockett
3400 South Water Street
Pittsburgh, PA 15203
(412) 423-7800
Fax (412) 432-7878

St. Louis Rams

Duane Lewis
Doug Bray
One Rams Way
St. Louis, MO 63044
(314) 982-7267
Fax (314) 770-9261

San Diego Chargers

Bill Johnston
Scott Yoffe
4020 Murphy Canyon Rd.
San Diego, CA 92123
(619) 874-4500
Fax (619) 292-2760

San Francisco 49ers

Kirk Reynolds
Jason Jenkins
4949 Centennial Blvd.
Santa Clara, CA 95054
(408) 562-4949
Fax (408) 727-2760

Seattle Seahawks

Dave Pearson
Lane Gammel
11220 NE 53rd Street
Kirkland, WA 98033
(425) 827-9777
Fax (425) 893-5108

Tampa Bay Buccaneers

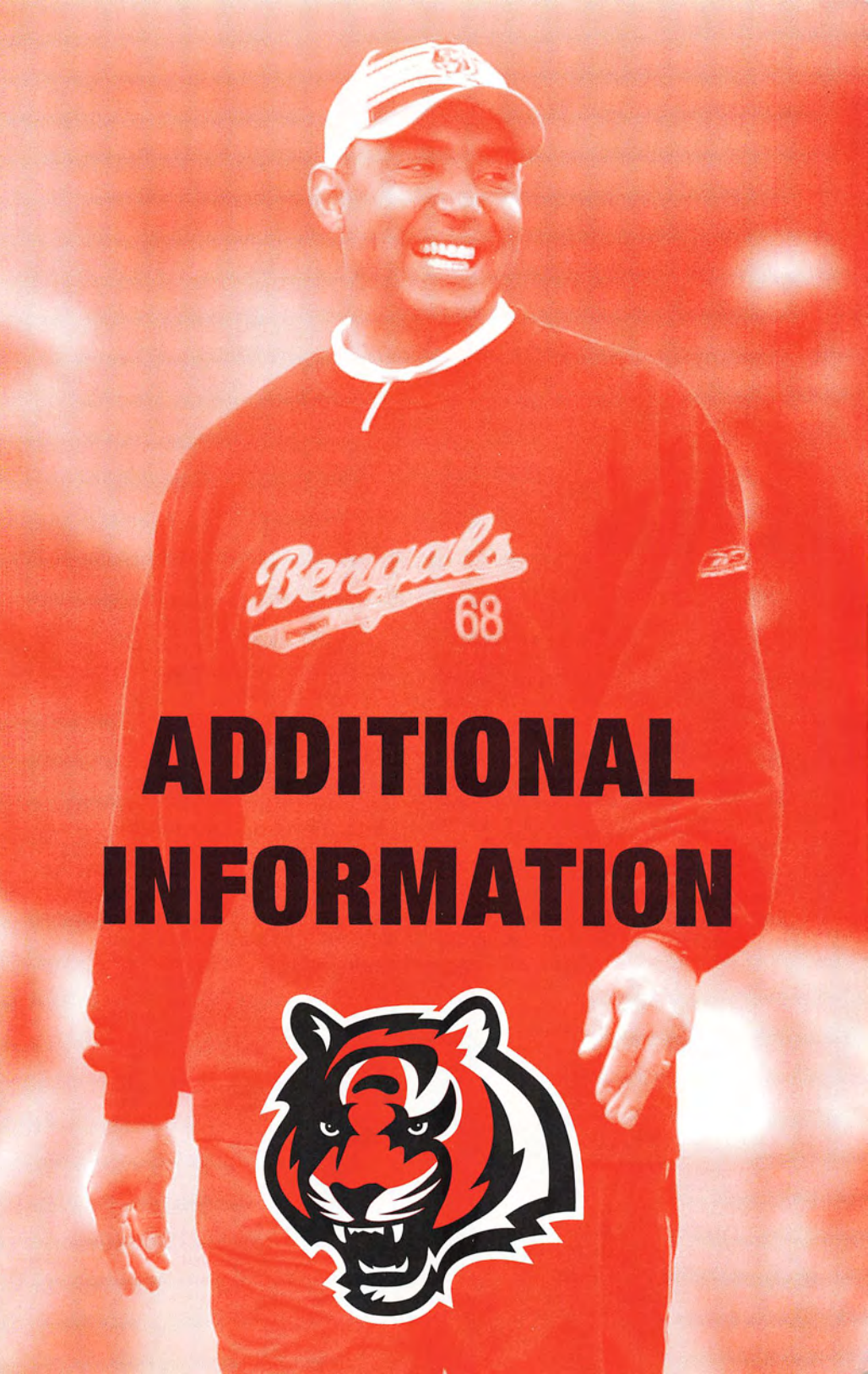
Jeff Kamis
Zack Bolno
One Buccaneer Place
Tampa, FL 33607
(813) 870-2700
Fax (813) 878-0813

Tennessee Titans

Robbie Bohren
William Bryant
460 Great Circle Road
Nashville, TN 37228
(615) 565-4000
Fax (615) 565-4105

Washington Redskins

Julia Payne
Michelle Tessier
21300 Redskin Park Drive
Ashburn, VA 20147
(703) 726-7000
Fax (703) 726-7086

A man wearing a Cincinnati Bengals uniform, including a white cap with the number 68 and a dark blue long-sleeved shirt with "Bengals" and "68" on it. He is smiling and standing in front of a blurred background.

ADDITIONAL INFORMATION



Bengals in the Community

Reaching Out to Help Others

The Cincinnati Bengals organization is committed to improving lives in Greater Cincinnati.

Bengals players, coaches and staff acknowledge their unique public role and are devoted to working with charities, schools and civic groups to make positive contributions throughout the area. The Bengals welcome the opportunity to give back to a community that has unconditionally supported the team for more than 30 years.

Non-profit organizations throughout Greater Cincinnati look to the Bengals for assistance. Beneficiaries receive everything from money, food, and clothing, to something as simple as a smile brought about by a visit from a player.



Bengals Brandon Bennett (left) and Artrell Hawkins were happy to "dig in" and help with the landscaping at Hope Academy in Mt. Healthy as part of the United Way Hometown Huddle last October.

Community involvement takes many forms. The Bengals sponsor special fund-raising events, make donations of cash and memorabilia to many charitable organizations, make personal appearances, and serve on various community boards and commissions.

Mike Brown, team president and son of Bengals founder Paul Brown, continues his father's legacy of giving back to the community. Within the last year, the Brown family has contributed thousands of dollars to local projects and charities. Examples of their generosity include: a \$50,000 contribution for stadium lighting and scoreboards for each of two local high schools; \$25,000 contributions for two local youth football fields; and a \$250,000 contribution to the City of Cincinnati for riverfront development. In addition, the Brown family, along with many of the team's players, donated tens of thousands of dollars to support the

National Underground Railroad Freedom Center, a museum and learning center dedicated to preserving the American struggle to abolish slavery. The Freedom Center will be located along the banks of the Ohio River between Paul Brown Stadium and Great American Ball Park, home of the Cincinnati Reds.

Head coach Marvin Lewis has quickly adopted the team's attitude towards philanthropic activity. Within four months of his arrival on January 14, Lewis attended approximately 40 local events and fund-raisers. Attending these types of events is nothing new for coach Lewis. He has made a positive impact in all of the communities in which he has coached. While in Baltimore, Lewis was involved in numerous philanthropic endeavors benefiting groups such as the American Red Cross and the Muscular Dystrophy Association of Baltimore.

In only a few short months in Cincinnati, Lewis has assisted the United Way, Special Olympics, and the Dream Factory of Southwest Ohio. He hosted the Cincinnatians of the Year Gala benefiting juvenile diabetes research. Through all of his speaking engagements it is estimated that Lewis has spoken to over 7,000 children of all races, genders, and socioeconomic backgrounds.

Lewis expects similar involvement in the community from his players and others in the organization. The 30-year partnership between the NFL and the United Way of America facilitates numerous opportunities for community involvement. Each fall, the Bengals participate in a national day of service titled "Hometown Huddle." Last fall, Levi Jones, Oliver Gibson, Brandon Bennett, Danny Farmer, Artrell Hawkins and other players worked on landscaping, painting, and even dressed in oven mitts and aprons. The front office does their part as well. Katie Brown Blackburn (executive vice



In May of 2003, Bengals president Mike Brown (center) presented the inaugural Paul Brown Award "for excellence in coaching and leadership" to Vince Suriano of Anderson High School (left) and Mike Martin of Taft High School.

president) and Jeff Berding (director of sales and public affairs) dedicate time to take leadership positions in the local United Way chapter.

Many Bengals players have their own foundations dedicated to improving the community. Willie Anderson was nominated for the 2002 Walter Payton Man of the Year Award. His foundation is dedicated to helping children at the Cincinnati Children's Hospital, the Boys and Girls Club, and Little League Football. Other players with foundations include Corey Dillon, Oliver Gibson, Jon Kitna and Peter Warrick.

Other teams programs:

COMMUNITY QUARTERBACK AWARD – A league-wide volunteer recognition program that will donate nearly \$1 million. The 10 Bengals finalists each receive donations of \$1,000 for their respective charity. The winner of the Community Quarterback Award receives a \$10,000 grant donated in his/her name; the two runners-up each receive \$2,500.

COACH OF THE WEEK – A league-wide program designed to give the recognition that high school football coaches deserve for molding the lives of young adults. Each winner's school receives a \$1,000 donation to the school's football program.

PLAY IT SMART – A program designed to use football as a tool for enhancing personal and academic development for youth at two economically disadvantaged high schools. Team representatives visit the chosen schools to coach, teach, and mentor student-athletes to help each individual reach their full potential.

CINCINNATI BENGALS TASTE OF THE NFL

– Bengals players, coaches and alumni join with benefactors of the FreeStore/FoodBank of Cincinnati



Bengals linebacker Brian Simmons was the honorary chairman for the March of Dimes' Greater Cincinnati/Northern Kentucky WalkAmerica 2002.

while dining on samples from Cincinnati's finest restaurants. The Bengals' first-ever Taste of the NFL (held June 10, 2003) raised \$60,000, enabling the FreeStore/FoodBank to purchase 240,000 meals for hungry people in the Tri-State. The Bengals also team up with the FreeStore/FoodBank to collect canned and other non-perishable foods for the Annual Holiday Canned Food Drive.

HOXWORTH BLOOD DRIVE – Bengals players, alumni and cheerleaders were present at Paul Brown Stadium to help the Hoxworth Blood Center collect donations before the busy holiday season.

TOYS FOR TOTS – The Bengals and the U.S. Marine Corps team up at Paul Brown Stadium to collect Christmas toys for disadvantaged local youth.

ONE FOR THE COMMUNITY – JoJuan Armour served as the 2002 spokesman for an annual fund-raising campaign that benefits schools and other non-profit organizations. Commercials on TV and in print, along with events held at Paul Brown Stadium, helped organizations raise over \$1 million.



On May 9, 2003, Bengals head coach Marvin Lewis (center) and players Jeff Burris (left) and Matt O'Dwyer visited sailors and U.S. Marines recovering at the National Naval Medical Center (Bethesda, Md.) from wounds suffered in Operation Iraqi Freedom.

A-C Joint—Acromioclavicular joint; joint of the shoulder where acromion process (of the scapula) and the distal end of the clavicle meet; most shoulder separations occur at this point.

ACL—see Anterior Cruciate Ligament.

ATC—Athletic Trainer Certified; athletic trainers with this designation have passed the certification exam administered by the NATA.

Abductor—Any muscle which moves a body part away from the midline of the body.

Achilles Tendon—The tendon at the back of the heel connecting the calf muscles to the heel bone.

Anabolic Steroids—Testosterone, or a steroid hormone resembling testosterone, that stimulates growth in the body as a whole.

Anaerobic—Exercise without the use of oxygen as an energy source; short bursts of vigorous exercise at sprint-like intensities.

Anterior—In front of; the front surface.

Anterior Cruciate Ligament (ACL)—Ligament of knee attaching to anterior tibial plateau and posterior medial aspect of femoral condyle. It provides stability in keeping the lower leg from coming forward.

Anti-Inflammatory—Any agent which prevents inflammation (such as aspirin or ibuprofen).

Arthrogram—X-ray technique for joints using air and/or dye injected in affected area (to show torn cartilage or rotator cuff tears).

Arthroscope—An instrument used for visualization of the interior of a joint cavity; sometimes referred to as "scope."

Arthroscopy—Examination of the internal structures of a joint by means of surgical viewing apparatus (arthroscope) inserted into the joint.

Aspiration—The withdrawal of fluids from a body cavity by means of a suction or siphonage apparatus (syringe).

Atrophy—To shrivel or shrink from disuse, as in muscular atrophy.

Avulsion—A tearing away forcibly of a part or structure.

Biceps—Muscle on the front of the upper arm responsible for flexing the elbow.

Brachial Plexus—Network of nerves originating from the lower cervical and upper thoracic vertebrae that neurologically innervates the shoulder and arm.

Burner—Common term for brachial plexus trauma in the neck. Usually results in burning or tingling sensation into the shoulder or arm when the neck is forced beyond the normal range of motion.

CT Scan (Computerized Tomography)—Use of computed radiographic equipment to get a cross sectional image of an anatomical area. Is best to visualize bony structures. It is also referred to as a CAT scan.

Calcaneus—The heel bone.

Capsule—An enclosing structure which surrounds the joint and contains ligaments which stabilize that joint.

Cartilage—Smooth, slippery substance preventing two ends of bones from rubbing together and grating.

Charley Horse—A bruise to the quadriceps resulting from a direct blow to the front of the thigh, characterized by intramuscular bleeding. No other injury should be called a charley horse.

Chondromalacia—A roughening of the cartilage surface. Best known for the roughening of the underside of the kneecap.

Clavicle—The collar bone.

Concussion—A trauma-related injury to the head usually resulting in excessive forces being rapidly applied to the head and/or cervical spine. This injury is usually due to a blow to the head from the ground or opposing player. This injury is graded as mild, moderate or severe depending on severity of changes of consciousness, memory and/or equilibrium.

Congenital—Existing before birth; to be born with.

Contusion—An injury to the muscles and tissues caused by a blow from a blunt object.

Cortisone—An anti-inflammatory medication.

Costochondral—The cartilage that separates the bones within the rib cage.

Cyst—Abnormal sac containing liquid or semisolid matter.

Dehydration—Condition resulting from excessive loss of body fluid, where fluid output exceeds fluid intake. Symptoms usually arise when fluid loss is in excess of 2 percent of the person's body weight.

Deltoids—Muscles at top of arm, just below shoulder.

Disc—A flat, round-like, plate structure usually referring to cartilage between vertebrae.

Dislocation—Complete displacement of joint surfaces.

EMG—Electromyogram test to check nerve function.

Edema—Accumulation of fluid in organs and tissues of the body (swelling).

Effusion—Accumulation of fluid, or the fluid itself, in various spaces in the body. Commonly found in the knee following injury.

Epicondylitis—Inflammation in the elbow due to overuse of either the flexor or extensor muscles attaching to the medial or lateral epicondyle of the humerus.

Etiology—Study of the causes of injury and disease.

Eversion—Turning outward.

Fascia—A connective tissue sheath consisting of fibrous tissue and fat which unites the skin to the underlying tissues.

Femur—Thigh bone.

Fibula—The smaller of the two bones in the lower leg, located to the outside.

Fracture—Breach in continuity of a bone. Types of fractures include simple, compound, comminuted, greenstick, incomplete, impacted, longitudinal, oblique, stress or transverse.

Glenohumeral—The shoulder socket, containing the glenoid, the humeral head and the labrum.

Groin—The upper and inner thigh where the adductor muscles originate that are responsible for moving the leg in an inward or adduction direction.

Hamstring—Muscle running from the buttocks to behind the knee. Often injured as a result of improper conditioning or lack of muscle flexibility. Muscle responsible for flexing the knee joint.

Heat Cramps—Painful muscle spasms of arms or legs, likely caused by depletion of fluids and electrolytes.

Heat Exhaustion—An effect of excessive exposure to heat, marked by abnormally high body temperature, dehydration, dizziness, headache and sometimes nausea.

Heat Stroke—Condition of rapidly rising internal body temperature that overwhelms the nervous system's mechanisms for release of heat.

Hematoma—A tumor-like mass produced by an accumulation of coagulated blood in a cavity.

High "Interosseous" Ankle Sprain—An injury to the Interosseous membrane, which is the fibrous tissue that stabilizes the two bones of the shin (tibia and fibula). This injury is usually due to excessive ankle rotation along with accompanied trauma to the ligamentous structures of the ankle joint.

Hip Pointer—Contusion to the iliac crest.

Humerus—Bone of the upper arm.

Hyperextension—Extreme extension, or straightening, of a limb or body part.

Impingement Syndrome—Pinching together of the supraspinatus muscle and other soft tissue in the shoulder, which is common in throwing.

Inferior—Lower, beneath, toward the bottom.

Itis—Suffix connoting inflammation (e.g. tendinitis, bursitis).

LCL—see Lateral Collateral Ligament.

Lateral—To the outside of the body.

Lateral Collateral Ligament (LCL)—Ligament of knee attaching lateral femoral condyle to the fibula head. It provides lateral stability to the knee.

Lesion—Wound, injury or tumor.

Ligament—Band of fibrous tissue that connects bone to bone or bone to cartilage and supports and strengthens joints.

Lumbosacral—Region of low back comprised of lumbar and sacral spine.

MCL—see Medial Collateral Ligament.

Magnetic Resonance Imaging (MRI)—Provides highly detailed pictures of the body's interior, using magnetic fields. It is especially useful in athletic injuries to visualize soft tissues such as ligaments and tendons.

Medial—Pertaining to or near the middle.

Medial Collateral Ligament (MCL)—Ligament of knee attaching to medial femoral condyle and to medial tibia. It provides medial stability to the knee.

Meniscectomy—An intra-articular procedure at the knee by which meniscus (fibrocartilage) is removed surgically.

Meniscus—Crescent-shaped cartilage of the knee located between the femur and the tibia bones.

Metacarpals—Five long bones of hand, just below fingers.

Metatarsals—Five long bones of foot, just below toes.

NATA—National Athletic Trainers' Association. The certifying and governing body of the athletic training profession, as approved by the National Commission for Health Certifying Agencies.

Neuritis—Inflammation of a nerve.

Orthotic—Any device applied to or around the body in the care of physical impairment or disability, commonly used to control foot mechanics.

PCL—see Posterior Cruciate Ligament.

PFATS—Professional Football Athletic Trainers Society; governing body of the athletic training profession, as approved by the National Commission for Health Certifying Agencies.

Patella—The kneecap.

Pectorals—Chest muscles beneath breast, leading up to shoulder.

Plantar Fascia—The tight band of muscle and connective tissue beneath the arch of the foot.

Plica—A fold of tissue in the joint capsule and a common result of knee injury.

Posterior—At the back part, or rear of the body.

Posterior Cruciate Ligament (PCL)—Ligament of the knee attaching to posterior tibial plateau and anterior lateral aspect of femoral condyle. It provides stability in keeping the lower leg from going backward.

Progressive Resistance Exercise (PRE)—An approach to exercise whereby the load or resistance to the muscle is applied by some mechanical means and is quantitatively and progressively increased over time.

Proximal—Near the source, nearest any point being described.

Quadriceps (Quads)—The four powerful muscles in the front of the thigh, responsible for extending the knee joint.

Radius—Forearm bone on thumb side.

Reconstruction—Surgical rebuilding of an injured joint.

Referred Pain—Pain felt in undamaged area of body away from actual injury.

Rehydration—Restoration of body fluids.

Resect—To cut off, or cut out, a portion of a structure or organ.

Retraction—The moving of tissue to expose a part or structure of the body.

Rotator Cuff—Comprised of four muscles in the shoulder area: supraspinatus, infraspinatus, teres minor and subscapularis. Often irritated by overuse.

S-C Joint—Sternoclavicular joint; articulation between the sternum and the clavicle.

Sacroiliac—Relating to the juncture of the hip bone and lower part of the spine.

Scapula—The shoulder blade.

Sciatic Nerve—Largest nerve in body located in back of leg which controls most of its function.

Sciatica—Irritation of the sciatic nerve, resulting in pain or tingling running down the inside of the leg.

Sesamoid Bones—Lies within and adds strength to tendons as they cover bony surface. The most commonly known is the kneecap.

Shin Splint—A catch-all syndrome describing pain either in the front of the lower leg or on the inner aspect of the leg.

Shoulder Separation—Refers to a sprain of the A-C joint where the tip of the clavicle may be elevated from its normal position of attachment on the acromion process.

Sprain—A joint injury. A violent twisting, stretching, pulling or tearing of a ligament. **1st Degree**—A stretching but no tear of a ligament. Athlete may be able to continue to play or usually return to play in a few days. **2nd Degree**—A partial tear of a ligament. Bracing may be required. Athlete will usually miss one to four weeks. **3rd Degree**—A complete tear of a ligament. Depending upon ligament involved, bracing or even surgery may be required. Athlete is usually out from three weeks up to 12 months depending upon course of treatment.

Stenosis—Narrowing or shrinking of a passageway, as in spinal stenosis, where the bony openings or space for the spinal cord or nerve roots may be constricted.

Stinger—Common term for brachial plexus trauma in the neck.

Strain—A muscle injury. The stretching, pulling or twisting of a muscle or tendon. **1st Degree**—A stretching but no tear of a muscle or tendon. Athlete may be able to continue to play or usually return to play in a few days. **2nd Degree**—A partial tear of a muscle or tendon. Athlete will usually miss one to four weeks. **3rd Degree**—A complete tear of a muscle or tendon. Depending upon muscle or tendon involved, surgery may be required. Athlete is usually out from six weeks up to six months.

Stress Fracture—A hair-line type of break in bone caused by overuse.

Stress X-Ray—A continual x-ray taken when a portion of the body is stressed to its maximum to see if the ligaments are intact.

Subluxation—Partial dislocation of a joint. Term usually implies that joint can return to normal position without formal reduction.

Tendinitis—Inflammation of the tendon and/or tendon sheath, often caused by chronic overuse and/or sudden injury.

Tendon—Fibrous tissue that connects muscles to other structures.

Tibia—Larger of the two bones in lower leg; weight-bearing bone.

Trachea—The windpipe.

Trapezius—A flat triangular muscle covering the posterior surface of the neck and shoulder.

Triceps—Muscle of the posterior upper arm, opposite the biceps, that extends the elbow.

Turf Burn—Abrasion resulting from contact with artificial turf in which one or more layers of skin are removed.

Turf Toe—Sprain of the metatarsophalangeal (MTP) joint of the great toe.

Ulna—One of two bones in forearm; extends from point of elbow and found on outer (little finger) side.

Ulnar Nerve—Nerve of the medial elbow, commonly known as the "funny bone," which is irritated from excessive or repeated trauma.

Valgus—Angulation outward and away from the midline of the body.

Varus—Angulation inward and toward the midline of the body.

Glossary of Medical Terms excerpted from the Professional Football Athletic Trainers Society (PFATS) Media Guide.

TRAINING CAMP GEORGETOWN COLLEGE



Bengals players report July 27 to training camp at Georgetown (Ky.) College, with the first practice scheduled for the following day.

The training camp facility, officially known as the East Campus Athletic Complex, is one of the finest in use by an NFL team. *Athletic Management*, a national sports management magazine, recognized the complex by awarding it with its 1998 "Excellence in Outdoor Facilities" award.

The Bengals moved their training camp to Georgetown in 1997 after 29 seasons of training at Wilmington (Ohio) College. Georgetown's commitment to meet state-of-the-art standards has brought unprecedented media attention to training camp and has helped the Bengals develop their Central Kentucky fan base.

"There isn't a team in the league that wouldn't like to have its training camp in a facility like this one," said Bengals president Mike Brown.

The centerpiece of the complex is Rawlings Stadium, which offers permanent stands for 5,000 and is built in a bowl shape that can accommodate seating for up to 20,000 fans. The stadium is designed to provide fans with a festival-like atmosphere, concessions, merchandise, interactive pavilion areas and promotional

activities developed by corporate sponsors. For the team, it features locker rooms and showers, weight and aerobic rooms, training facilities, a press box and guest booths, as well as a field with an advanced playing surface — SportGrass, a combination of both natural grass and synthetic materials.

The facility, located about a one-hour drive south from downtown Cincinnati, also includes a conference center used for coaches' classroom instruction and meals, two additional full-size practice fields, apartment-style resident quads for player housing and executive guest townhouses. The complex joins the college's already existing tennis courts, soccer field and baseball field.

The Bengals will have an expanded, two-day format for training camp's major fan events this season. The full-contact scrimmage, traditionally held on a Saturday afternoon, will be on Friday night, Aug. 1, at 6:30 p.m. On Saturday, Aug. 2, at 1 p.m., the team will stage the Orange-Black Mock Game, which coach Marvin Lewis has described as "essentially a live game, but without tackling."

All training camp practices and events are open free to the public. There is a charge for on-campus parking.

TRAINING CAMP DATES: July 27 – August 21.

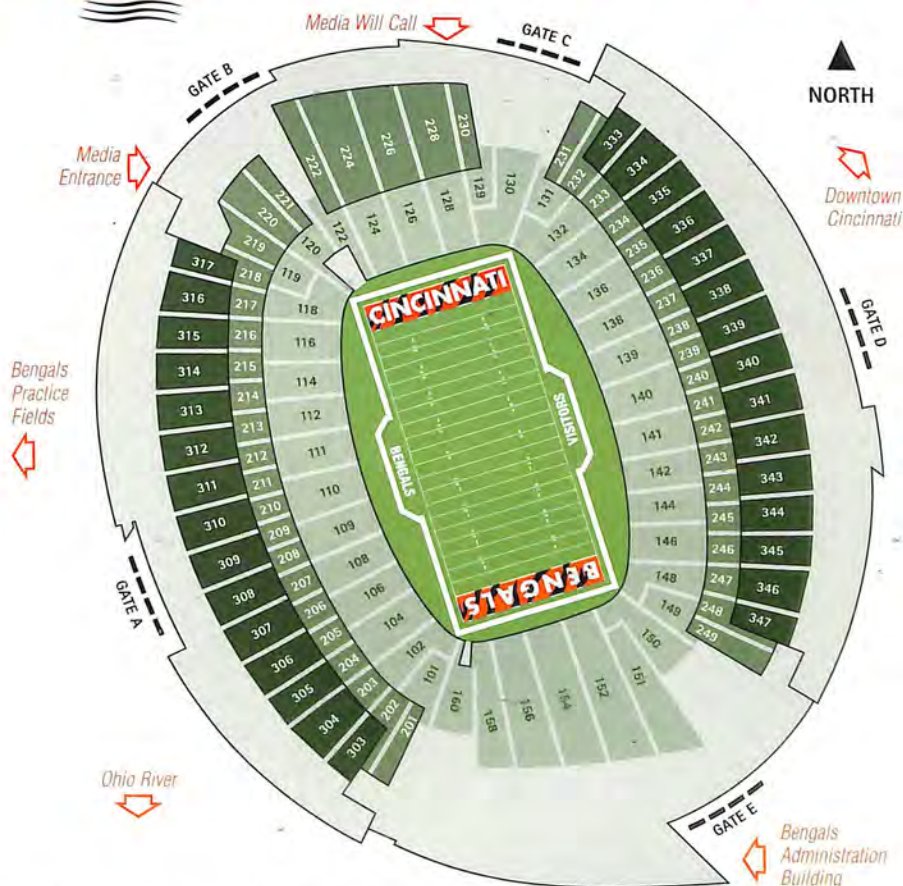
DIRECTIONS: From downtown Cincinnati, take I-75 South approximately 70 miles to exit 126. Turn right off ramp onto U.S. 460 West. Stay on this main thoroughfare for approximately two miles and turn right at the traffic light for Lemons Mill Rd. (Route 1962 West). Go about one-half mile and look for the large Bengals sign and driveway to the complex on the right.

TRAINING CAMP TELEPHONE: (502) 868-6300.

GEORGETOWN COLLEGE TRAINING CAMP WEB SITE: www.bengalscamp.com



Paul Brown Stadium Seating and Ticket Information



Paul Brown Stadium seats 65,327 for Bengals games. Single-game ticket information is available by visiting the team's Web site at www.bengals.com. Fans can purchase single-game tickets, which range in price from \$35-\$54, in any of the following three ways:

- 1) By telephone by contacting the Bengals ticket office at (513) 621-TDTD (8383) or TicketMaster at (513) 562-4949.
- 2) Online by visiting www.bengals.com or www.ticketmaster.com.

3) In person from 9 a.m. -5 p.m. Monday through Friday at the Bengals ticket office, located in the team's administrative offices on the Plaza Level near Gate E on the southeast side of the stadium. On game days, the ticket office is located on the Plaza Level between Gates B and C on the north side of the stadium, opening four hours prior to kickoff for day-of-game ticket purchases. Tickets also can be purchased in person at any area TicketMaster outlet.

For information about season tickets, contact the Bengals ticket office at (513) 621-TDTD (8383) or visit www.bengals.com. For information about club seats, private suites and hospitality opportunities, contact the team's premium seat sales department at (513) 621-3550 (ext. 2352) or visit www.bengals.com.

Paul Brown Stadium seating elevations are divided into three primary levels. The capacities and price ranges:

SEATING AREA	*NO. OF SEATS	*TICKET PRICE
Field Level (light green sections in above diagram)	28,383	\$44-\$54
Club Level (medium green; includes private suites)	17,614	\$35-\$54
Canopy Level (dark green)	19,330	\$39-\$49
	65,327	\$35-\$54

*NOTE: Price ranges listed are for non-premium, single-game tickets only. For information about the pricing of club seats, private suites and hospitality opportunities, contact the Bengals' premium seat sales department at (513) 621-3550 (ext. 2352). The stadium capacity listed does not include additional standing room seats in private suites, or wheelchair-accessible seating locations.

PROVIDENT BANK IS A
MAJOR LEAGUE SUPPORTER
OF GREATER CINCINNATI
AND THE BENGALS

FREE
Checking For
Personal &
Business
Accounts!




Provident Bank

One East Fourth Street
Cincinnati, Ohio 45202

513-579-2220

Provident
Bank

 Equal Housing Lender. Member FDIC.